



US00D540864S

(12) **United States Design Patent**
Kato

(10) **Patent No.:** **US D540,864 S**

(45) **Date of Patent:** **** Apr. 17, 2007**

(54) **WRITING INSTRUMENT**

(75) Inventor: **Noaki Kato**, Bry-sur-Marne (FR)

(73) Assignee: **Pentel of America, Ltd.**, Torrance, CA (US)

(**) Term: **14 Years**

(21) Appl. No.: **29/234,269**

(22) Filed: **Jul. 15, 2005**

(30) **Foreign Application Priority Data**

Jan. 17, 2005 (EP) 000283148-0001

(51) **LOC (8) Cl.** **19-06**

(52) **U.S. Cl.** **D19/43**

(58) **Field of Classification Search** D19/35,
D19/36, 41-51, 54-57; 24/11 R, 11 F, 11 P;
401/52, 99, 100, 104, 105, 106, 107, 108,
401/109, 192, 195, 243-247

See application file for complete search history.

(56) **References Cited**

U.S. PATENT DOCUMENTS

D247,246 S * 2/1978 Verona D19/45

D284,583 S * 7/1986 Zierhut D19/57

D306,316 S * 2/1990 Shintani D19/36

D340,767 S * 10/1993 Luke D23/382

D423,049 S * 4/2000 Kohlhase D19/47

D440,601 S * 4/2001 Sasaki D19/43

D467,614 S * 12/2002 Pellissa Beneyto D19/51

D467,970 S * 12/2002 Pellissa Beneyto D19/43

* cited by examiner

Primary Examiner—Elizabeth A. Albert

(74) *Attorney, Agent, or Firm*—Adams & Wilks

(57) **CLAIM**

The ornamental design for a writing instrument, as shown and described.

DESCRIPTION

FIG. 1 is a front elevational view of a writing instrument showing my new design;

FIG. 2 is a left side elevational view thereof, the right side view being a mirror image of the left side view;

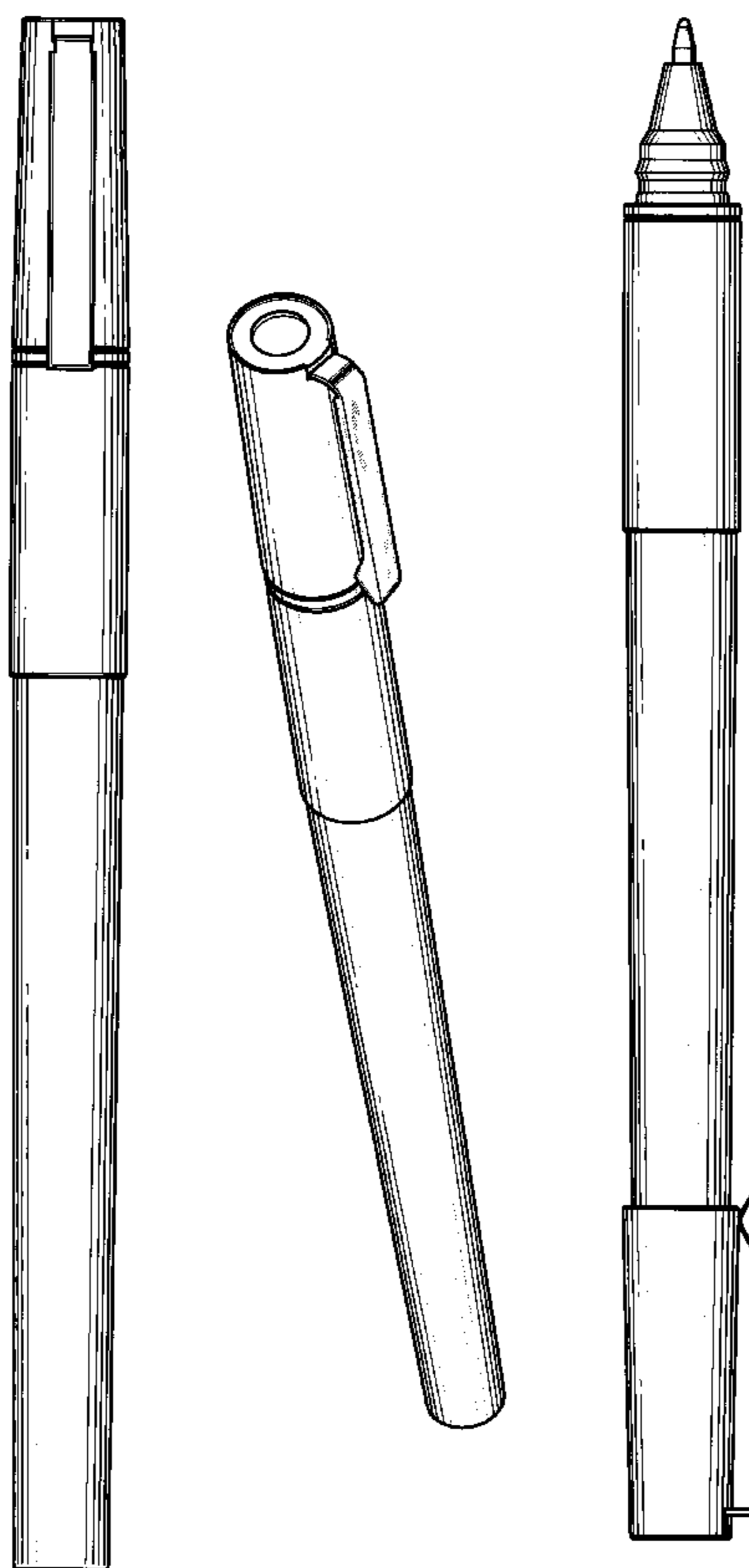
FIG. 3 is a top, left and front perspective view thereof;

FIG. 4 is a left side elevational view of the writing instrument with the cap removed and placed on the bottom, and the writing tip exposed;

FIG. 5 is a rear elevational view of the writing instrument of FIG. 1; and,

FIG. 6 is a bottom perspective view of the writing instrument with the cap removed and not shown for convenience of illustration, and the writing tip exposed.

1 Claim, 2 Drawing Sheets



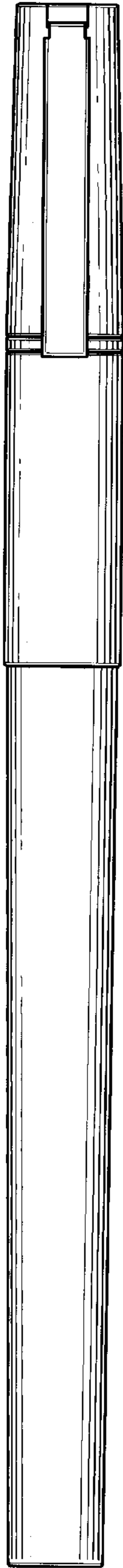


FIG. 1

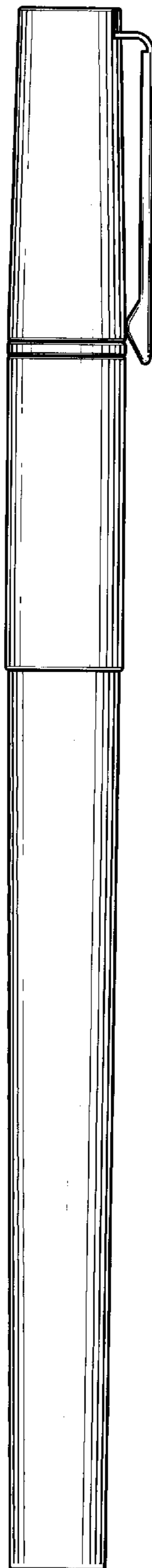


FIG. 2

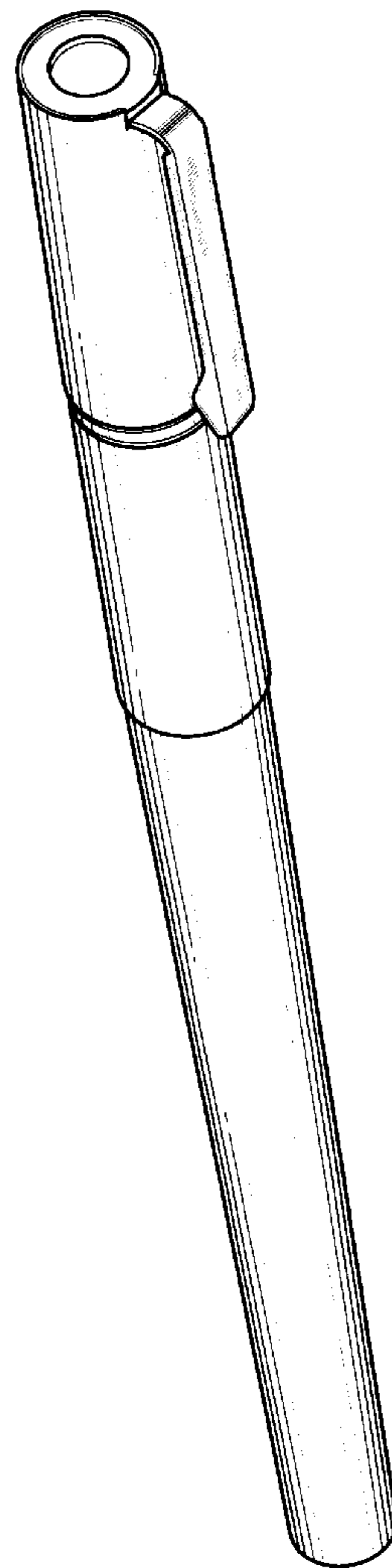


FIG. 3

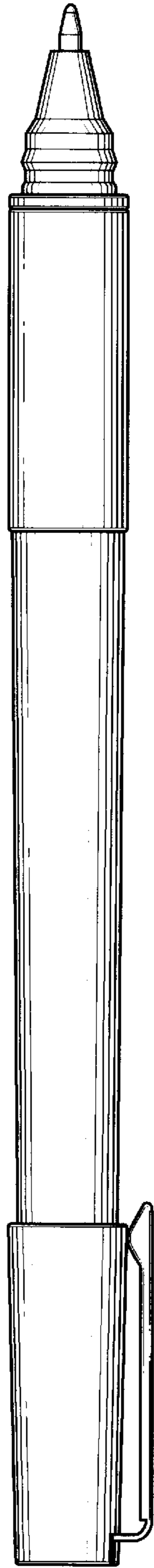


FIG. 4



FIG. 5

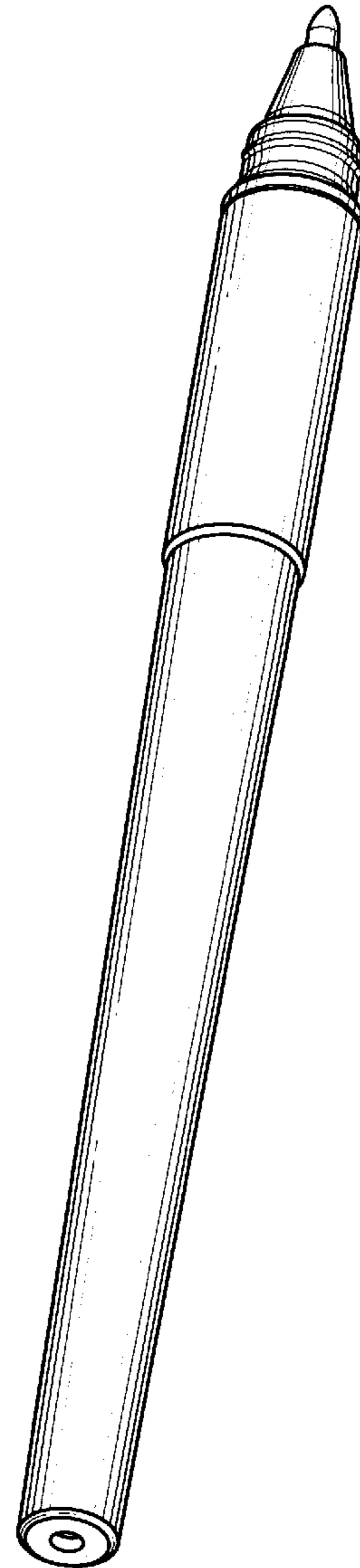


FIG. 6