



US00D540833S

(12) **United States Design Patent**  
**Wang et al.**

(10) **Patent No.:** **US D540,833 S**  
(45) **Date of Patent:** **\*\* Apr. 17, 2007**

(54) **REFRIGERATOR WITH THREE DOORS**

(75) Inventors: **Dongning Wang**, Qingdao (CN);  
**Xiaofeng Li**, Qingdao (CN); **Lei Zou**,  
Qingdao (CN); **Falin Yang**, Qingdao  
(CN); **Jianru Liu**, Qingdao (CN); **Jian  
Wang**, Qingdao (CN)

(73) Assignees: **Haier Group Corporation**, Shandong  
Province (CN); **Qingdao Haier Joint  
Stock Co., Ltd.**, Shandong Province  
(CN)

(\*\*) Term: **14 Years**

(21) Appl. No.: **29/247,538**

(22) Filed: **Jun. 26, 2006**

(30) **Foreign Application Priority Data**

Dec. 26, 2005 (CN) ..... 200530169686

(51) **LOC (8) Cl.** ..... **15-07**

(52) **U.S. Cl.** ..... **D15/86**

(58) **Field of Classification Search** ..... D15/79-88,  
D15/91; 62/3.6, 125, 126; 312/116, 138.1,  
312/236, 330.1, 402, 405, 406

See application file for complete search history.

(56) **References Cited**

**U.S. PATENT DOCUMENTS**

D210,560 S \* 3/1968 Kennedy ..... D15/86  
D299,145 S \* 12/1988 Kuwabara et al. .... D15/86

D452,255 S \* 12/2001 Chai et al. .... D15/85  
D495,719 S \* 9/2004 Kirchner et al. .... D15/86  
D508,059 S \* 8/2005 Seok et al. .... D15/86  
D508,925 S \* 8/2005 Seok et al. .... D15/86  
D508,926 S \* 8/2005 Seok et al. .... D15/86  
D522,540 S \* 6/2006 Cho et al. .... D15/86  
D522,541 S \* 6/2006 Kim et al. .... D15/86  
D523,033 S \* 6/2006 Kim et al. .... D15/86  
D525,993 S \* 8/2006 Kim et al. .... D15/85  
D527,396 S \* 8/2006 Kim et al. .... D15/85  
D527,398 S \* 8/2006 Kim et al. .... D15/86

\* cited by examiner

*Primary Examiner*—Stella Reid  
*Assistant Examiner*—Shanda C. Hill  
(74) *Attorney, Agent, or Firm*—Banger Shia

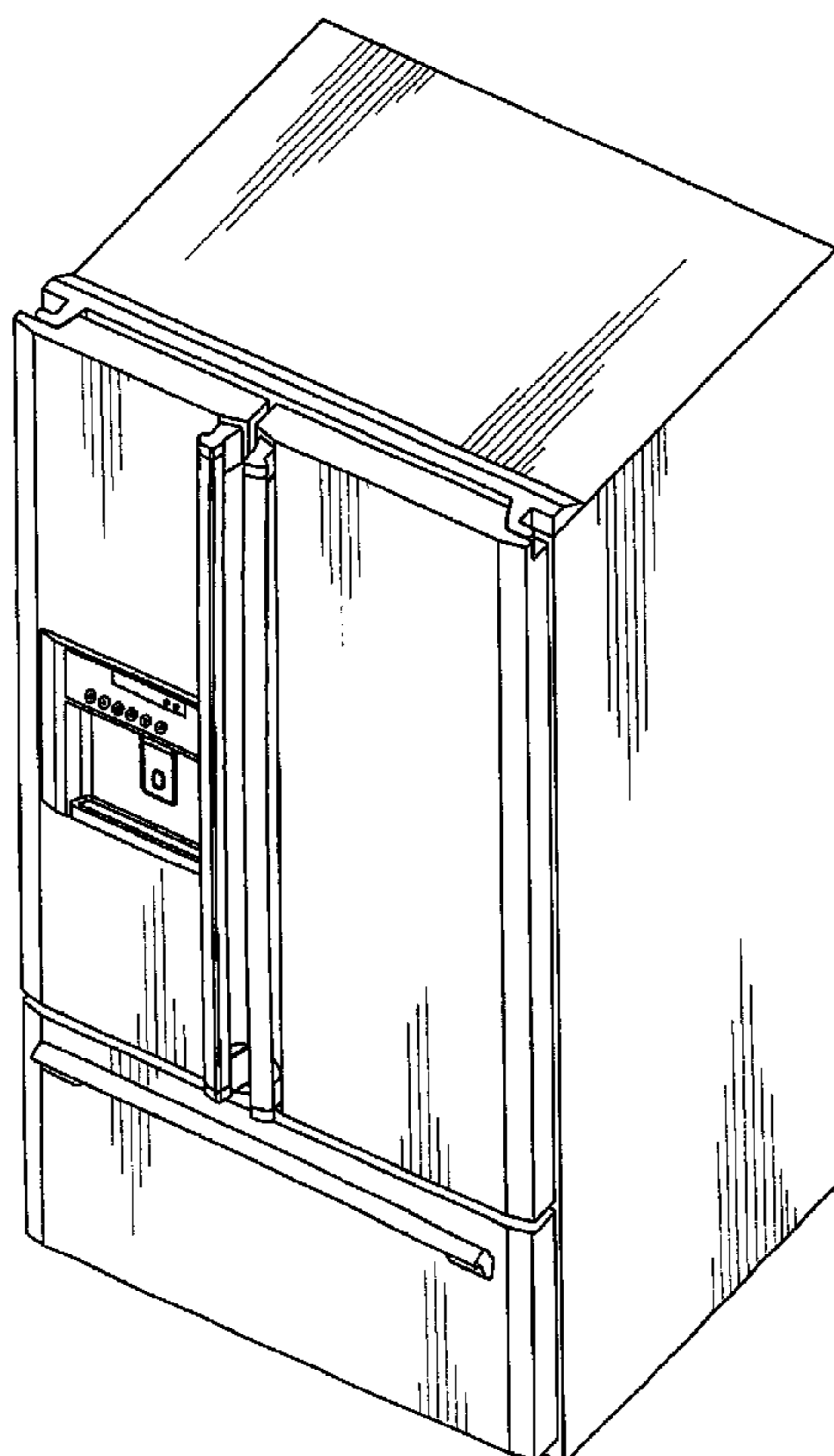
(57) **CLAIM**

The ornamental design for a refrigerator with three doors, as shown and described.

**DESCRIPTION**

FIG. 1 is a perspective view of a refrigerator with three doors showing our new design;  
FIG. 2 is a front elevational view thereof;  
FIG. 3 is a rear elevational view thereof,  
FIG. 4 is a left side elevational view thereof,  
FIG. 5 is a right side elevational view thereof,  
FIG. 6 is a top plan view thereof; and,  
FIG. 7 is a bottom plan view thereof.  
FIGS. 2 through 7 are shown on an enlarged scale.

**1 Claim, 7 Drawing Sheets**



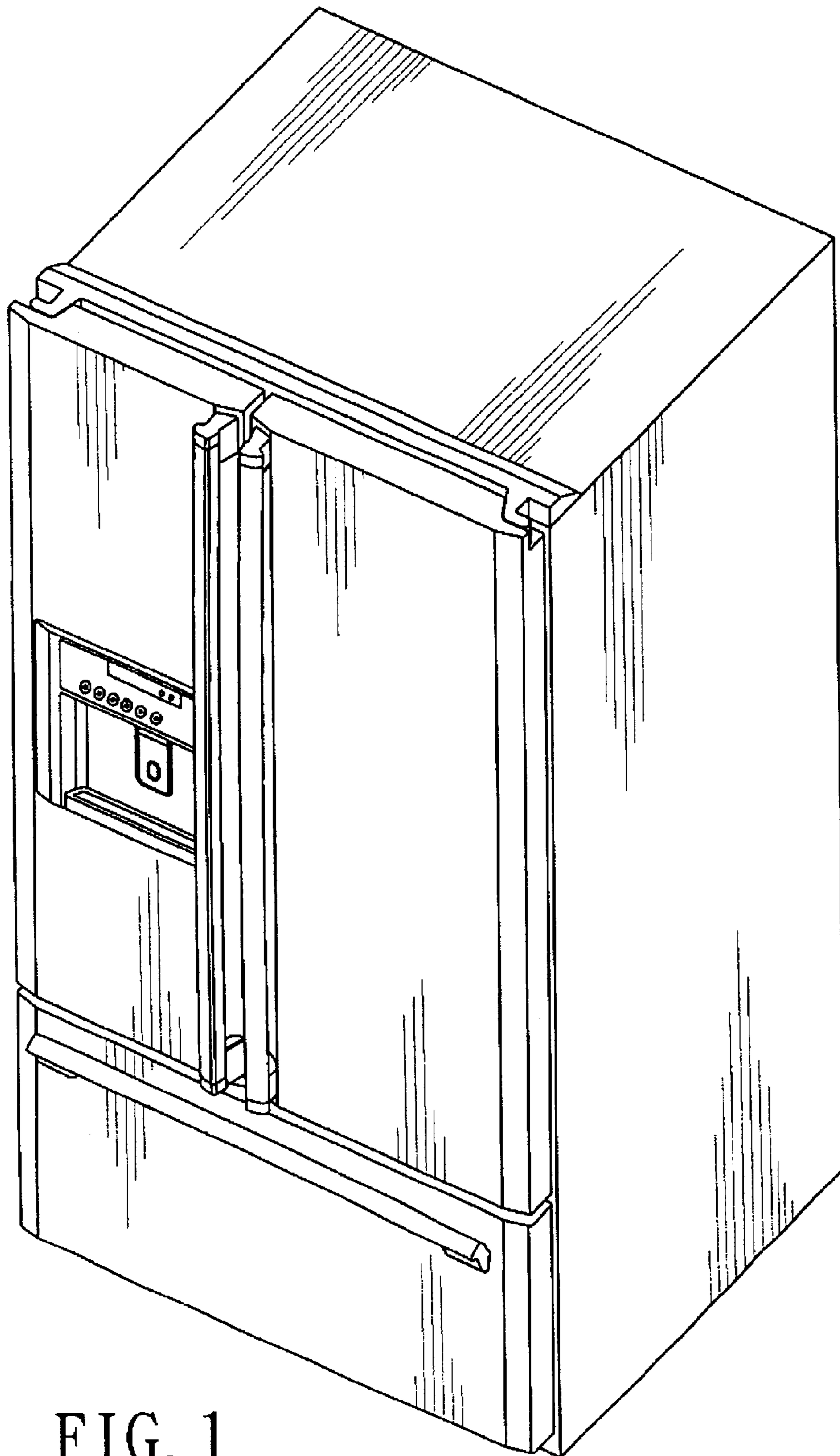


FIG. 1

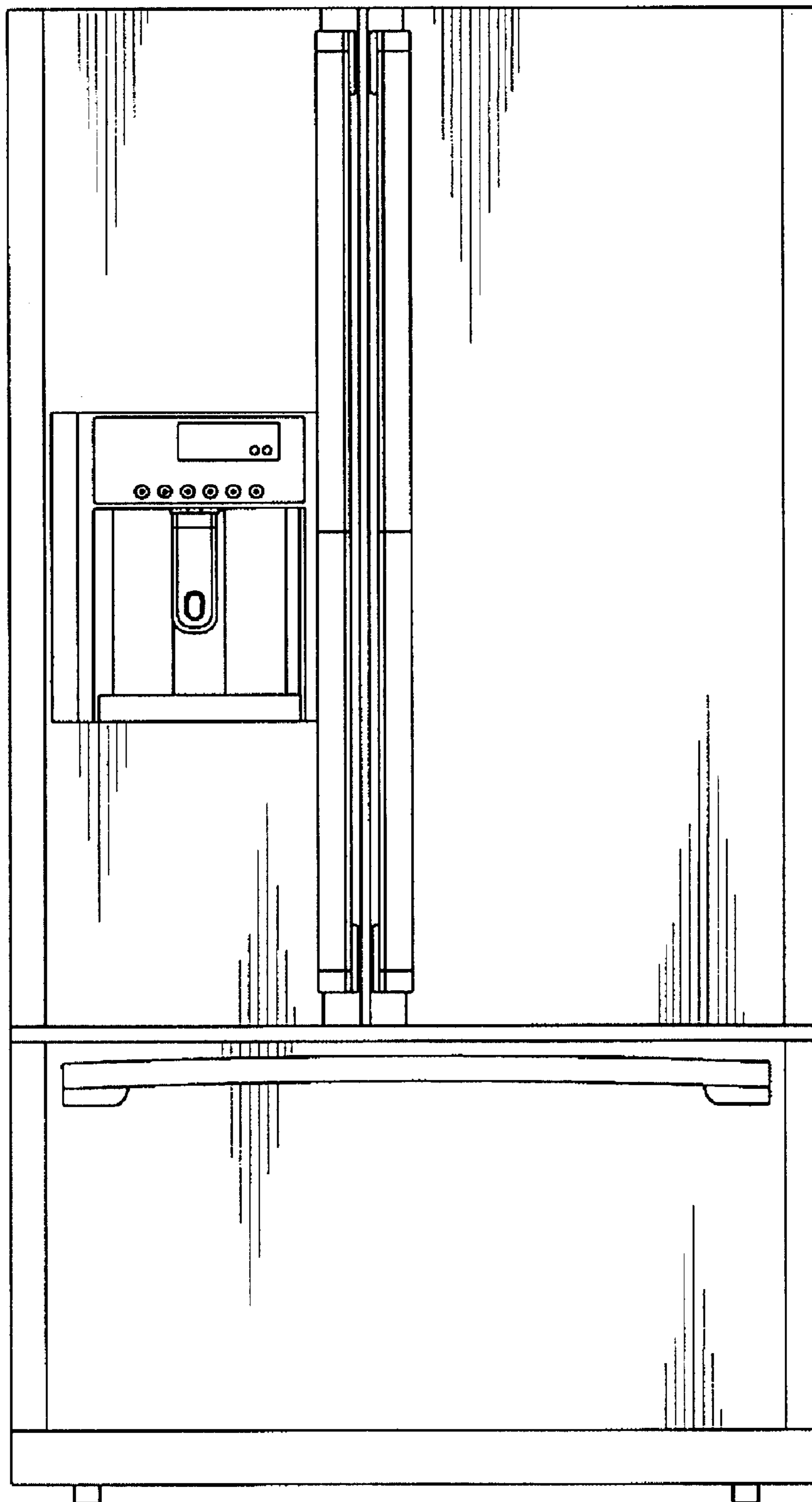


FIG. 2




FIG. 3




FIG. 4




FIG. 5

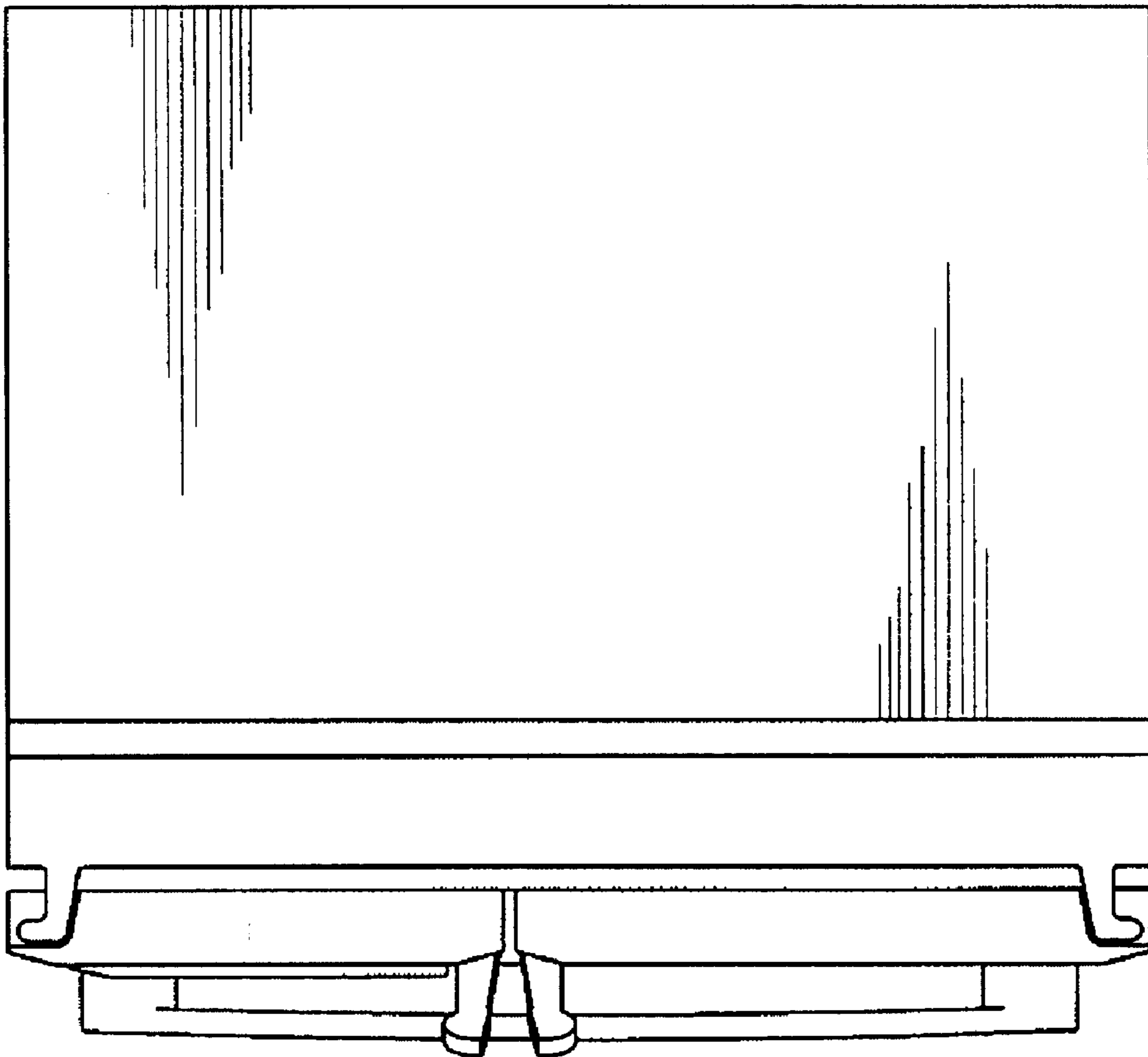


FIG. 6

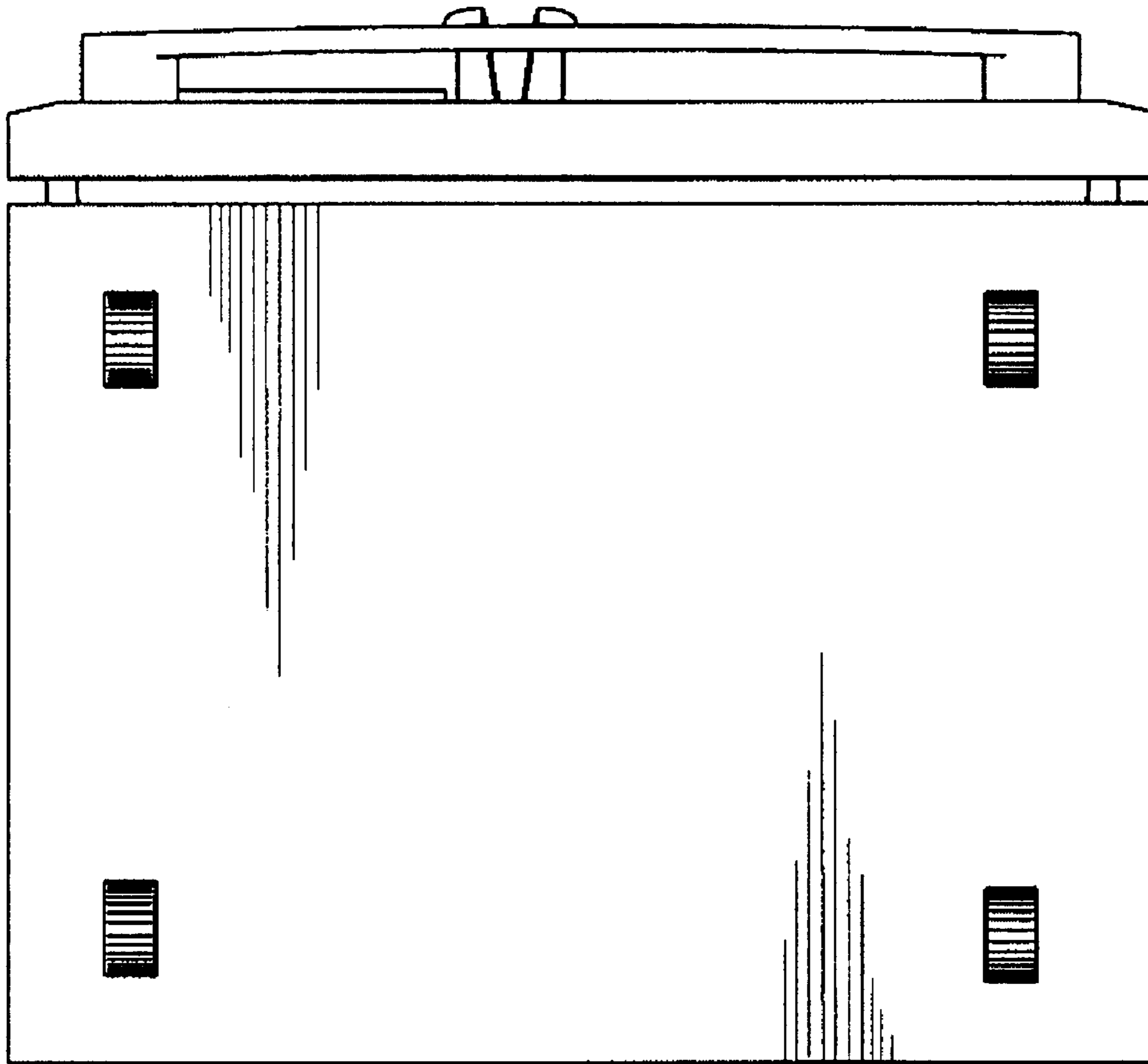


FIG. 7