



US00D540824S

(12) **United States Design Patent**  
**Chu**

(10) **Patent No.:** **US D540,824 S**

(45) **Date of Patent:** **\*\* Apr. 17, 2007**

(54) **CAP FOR AIR COMPRESSOR**

(76) Inventor: **Henry C. Chu**, 133 N. Lemon St.,  
Orange, CA (US) 92866

(\*\*) Term: **14 Years**

(21) Appl. No.: **29/264,059**

(22) Filed: **Aug. 2, 2006**

(51) **LOC (8) Cl.** ..... **15-02**

(52) **U.S. Cl.** ..... **D15/9**

(58) **Field of Classification Search** ..... D15/7-9;  
D23/232, 231; 417/359, 415-416, 410.1,  
417/321, 265, 405

See application file for complete search history.

(56) **References Cited**

**U.S. PATENT DOCUMENTS**

D294,582 S	*	3/1988	Showman	.....	D15/7
6,318,610 B1	*	11/2001	Doherty	.....	224/271
D465,792 S	*	11/2002	Tagami	.....	D15/9
D467,943 S	*	12/2002	Tagami	.....	D15/9
D490,819 S	*	6/2004	Wahlberg	.....	D15/7
D500,325 S	*	12/2004	Reynolds et al.	.....	D15/7
D506,477 S	*	6/2005	Chu et al.	.....	D15/9
D507,280 S	*	7/2005	Chu et al.	.....	D15/9
D529,049 S	*	9/2006	Chu	.....	D15/9
D529,050 S	*	9/2006	Chu	.....	D15/9

D529,517 S	*	10/2006	Chu	.....	D15/9
D529,927 S	*	10/2006	Chu	.....	D15/9
D529,928 S	*	10/2006	Chu	.....	D15/9
D529,930 S	*	10/2006	Chu	.....	D15/9

\* cited by examiner

*Primary Examiner*—Ralf Seifert

(74) *Attorney, Agent, or Firm*—Charles E. Baxley

(57) **CLAIM**

The ornamental design for a cap for air compressor, as shown and described.

**DESCRIPTION**

FIG. 1 is a front perspective view of a cap for air compressor showing my new design;

FIG. 2 is a front elevational view thereof;

FIG. 3 is a rear elevational view thereof;

FIG. 4 is a top plan view thereof;

FIG. 5 is a bottom plan view thereof;

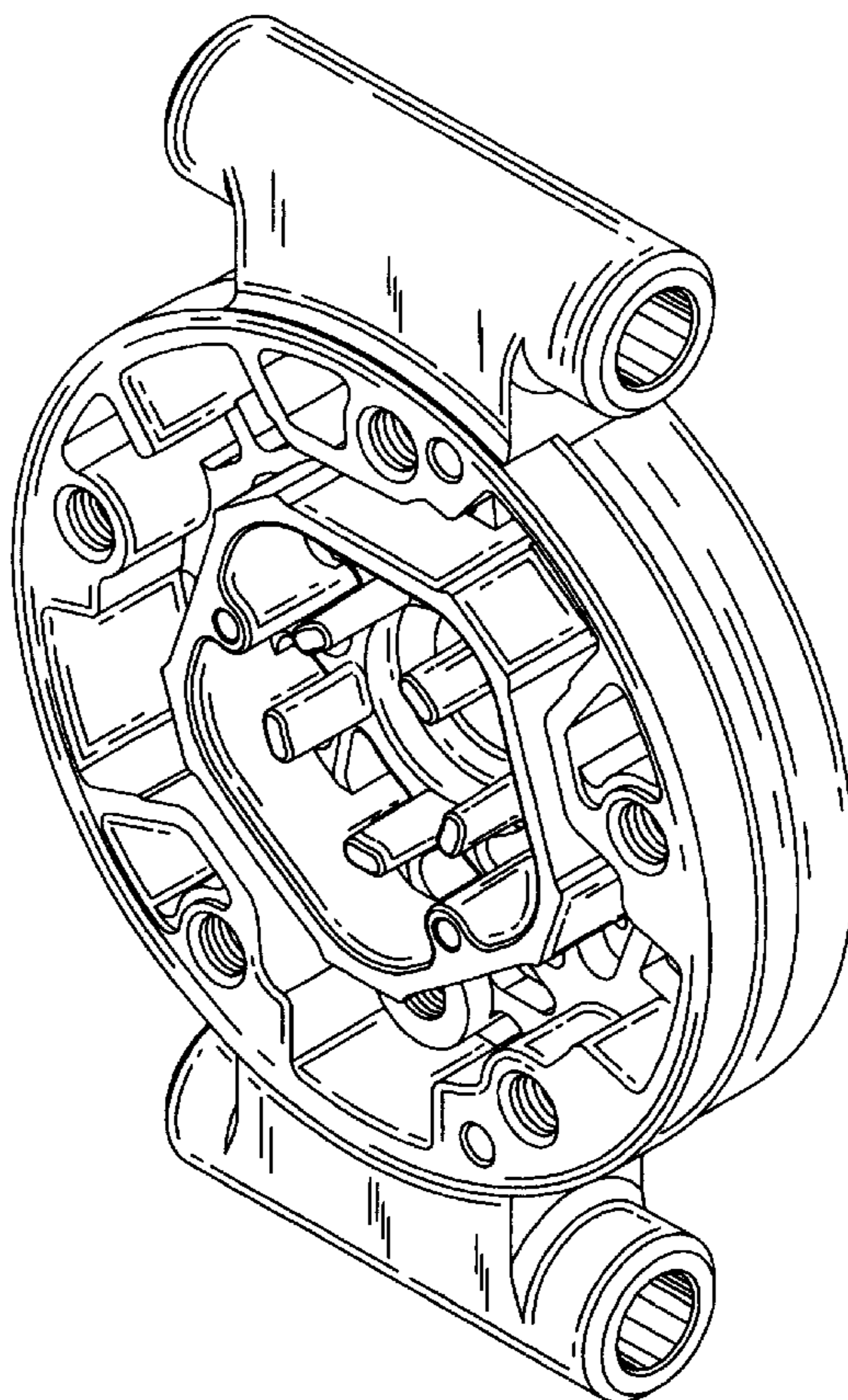
FIG. 6 is a left side elevational view thereof;

FIG. 7 is a right side elevational view thereof;

FIG. 8 is a rear elevational view thereof; and,

FIG. 9 is a rear perspective view thereof, the coupling port depicted by means of broken lines being for illustrative purposes only and forming no part of the claimed design.

**1 Claim, 6 Drawing Sheets**



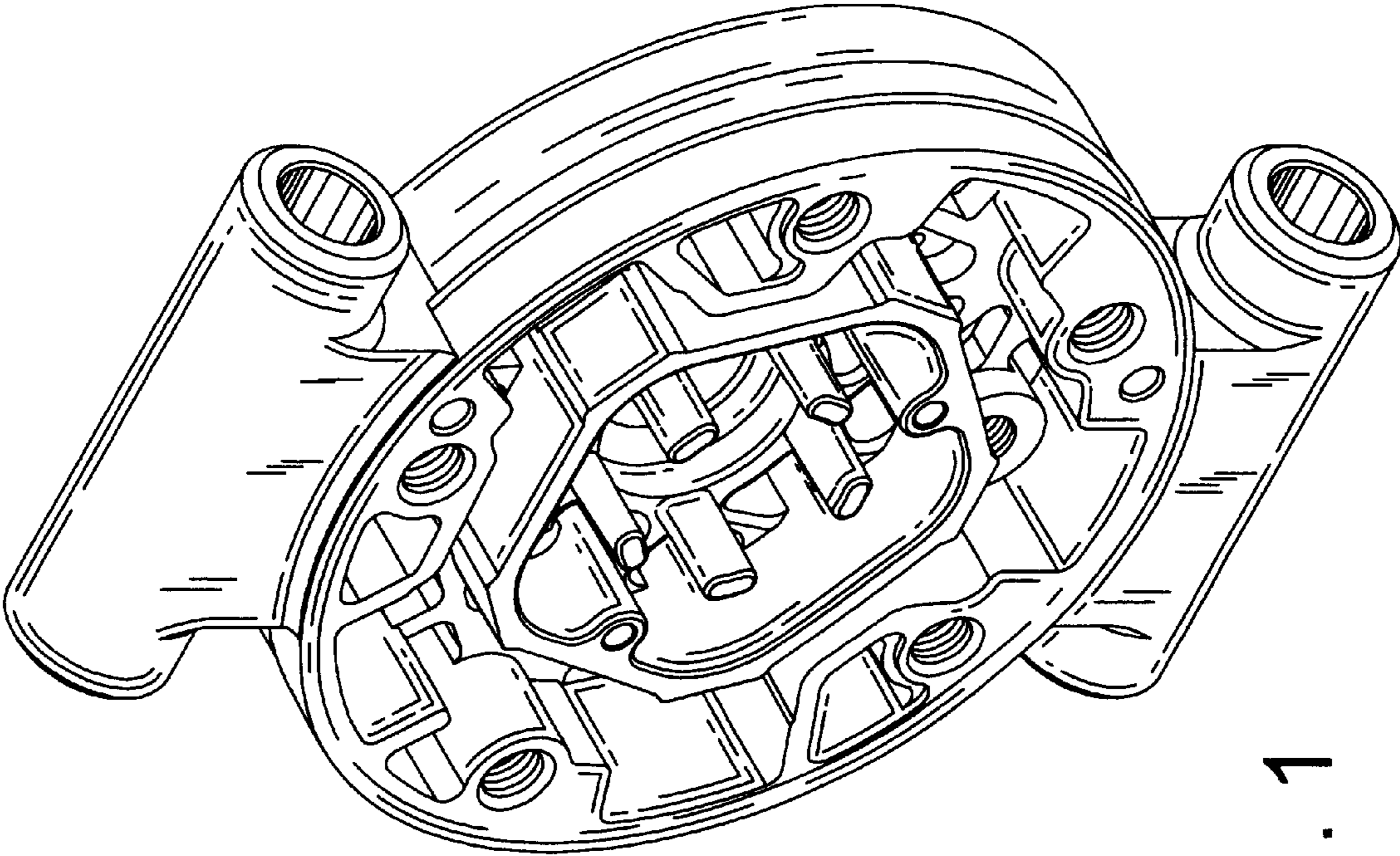


FIG. 1

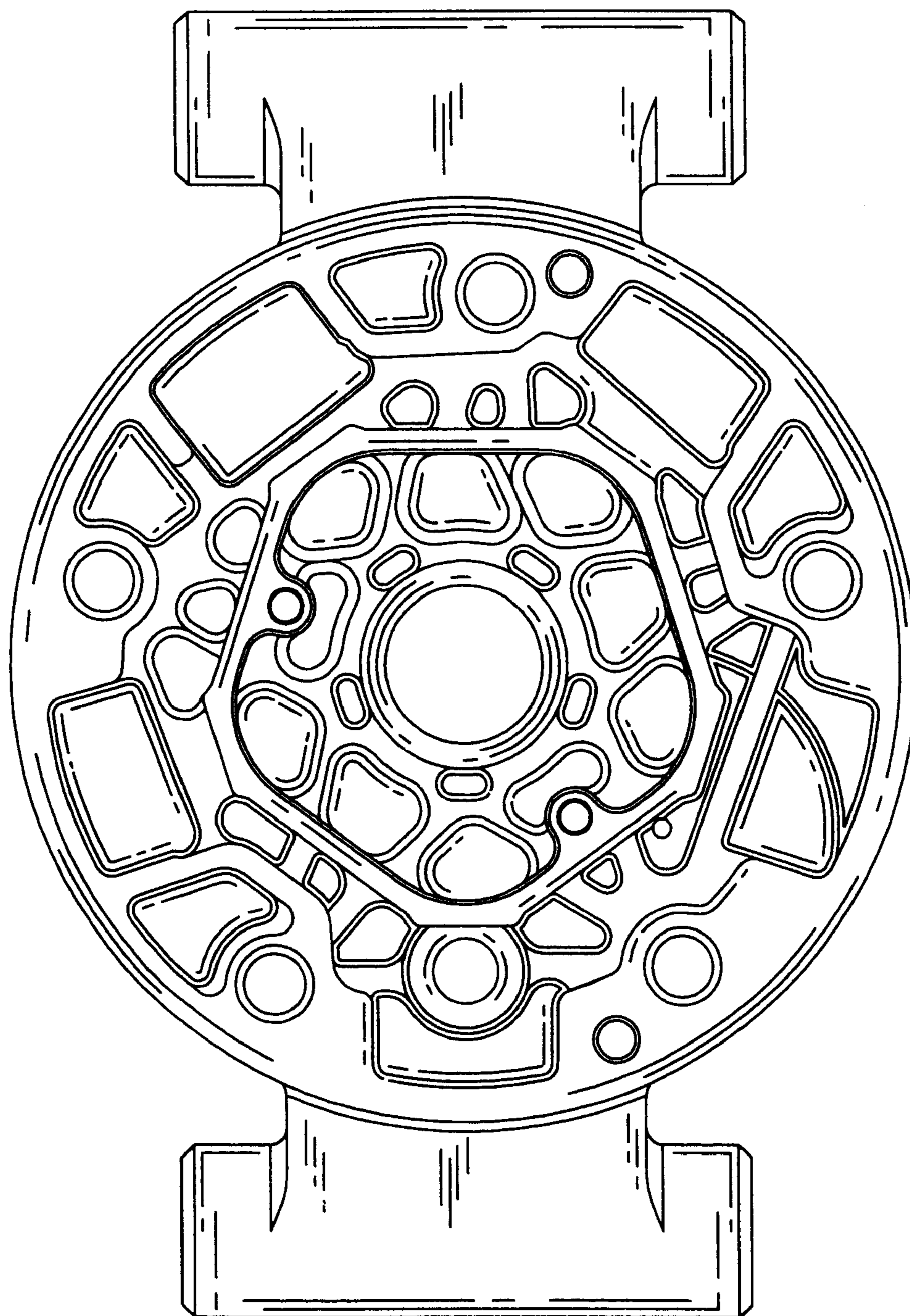


FIG. 2

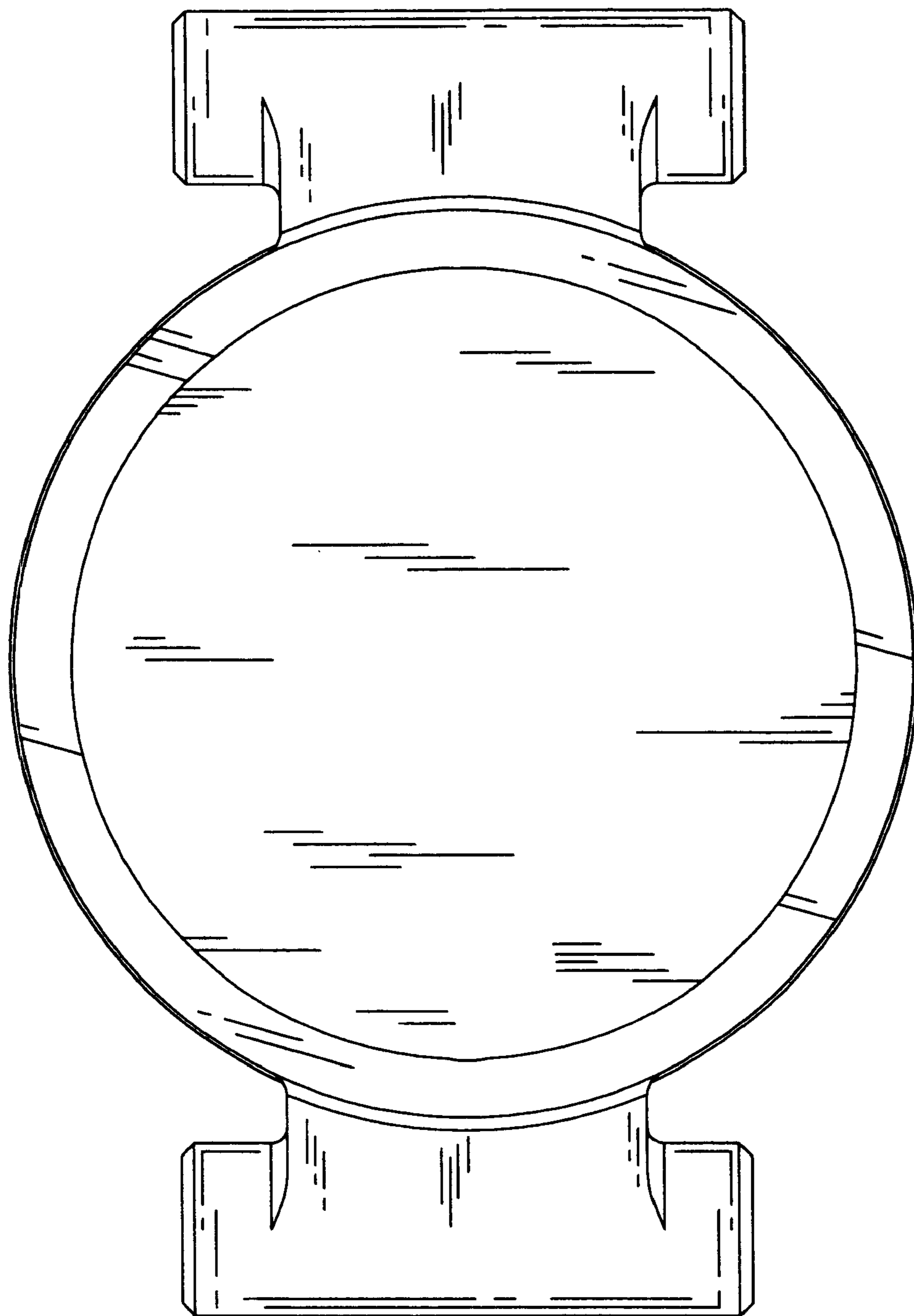


FIG. 3




FIG. 5




FIG. 4




FIG. 6




FIG. 7

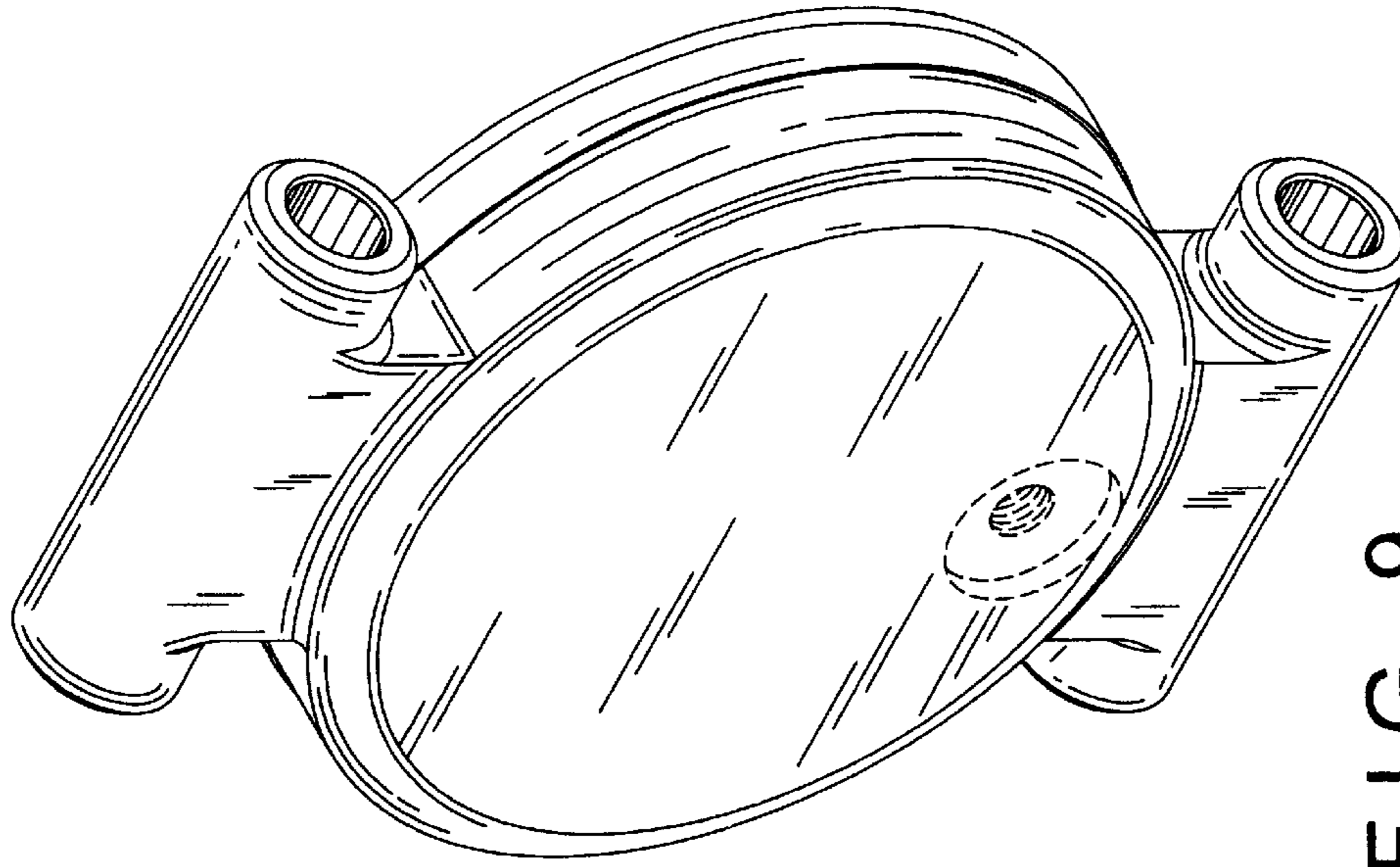


FIG. 9

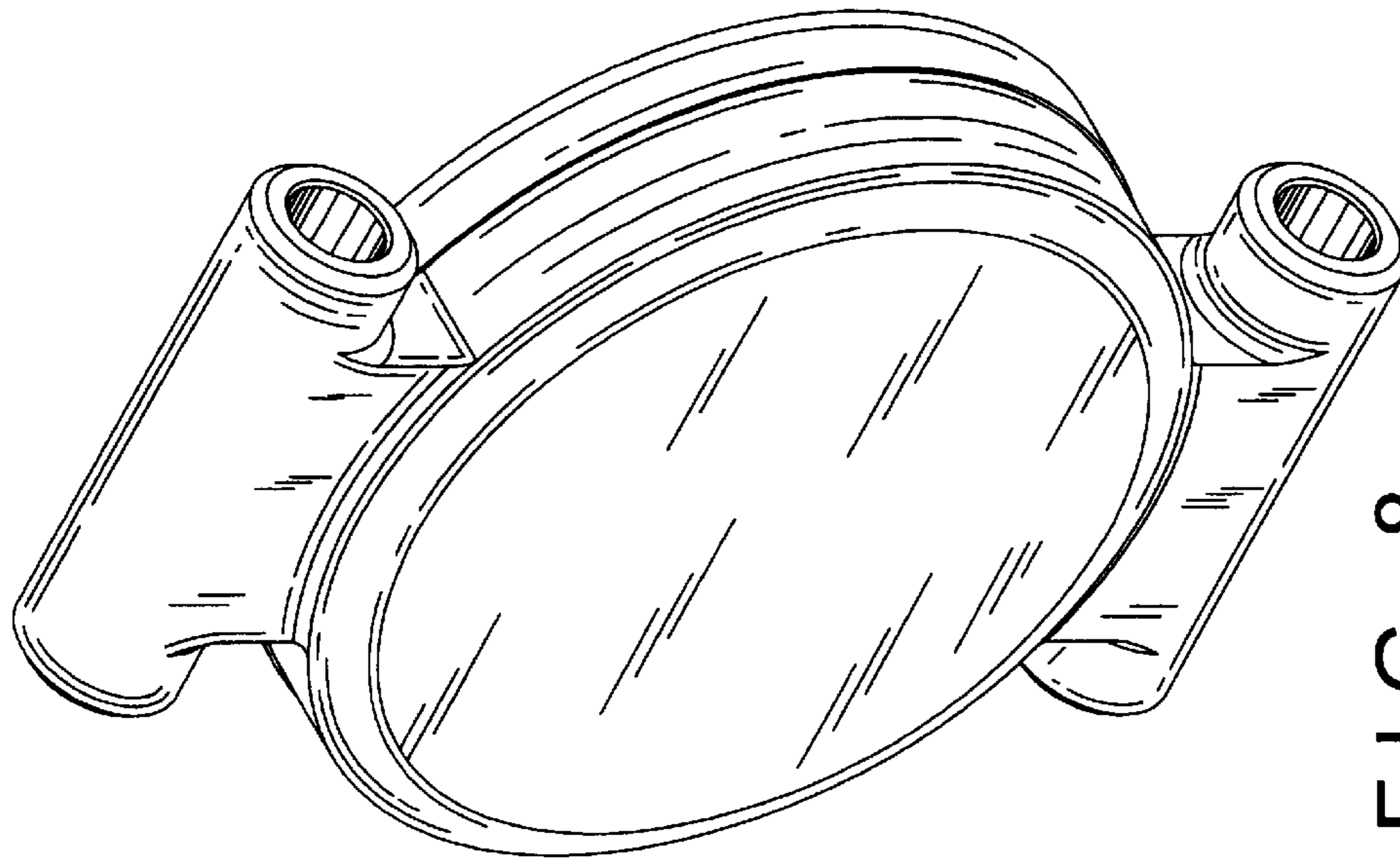


FIG. 8