

US00D540805S

(12) **United States Design Patent** (10) **Patent No.:** **US D540,805 S**
Wang et al. (45) **Date of Patent:** **** Apr. 17, 2007**

(54) **COMPUTER HAVING A PULL-TAB**

(75) Inventors: **Qiang Wang**, Cypress, TX (US); **Vidal Gonzales**, Cypress, TX (US); **Robert Kelley**, The Woodlands, TX (US)

(73) Assignee: **Hewlett-Packard Development Company, L.P.**, Houston, TX (US)

(**) Term: **14 Years**

(21) Appl. No.: **29/235,640**

(22) Filed: **Aug. 3, 2005**

(51) **LOC (8) Cl.** **14-02**

(52) **U.S. Cl.** **D14/445**

(58) **Field of Classification Search** D14/441-446,
D14/313; D13/182, 184, 199; 312/223.1-223.3;
361/680-686, 690-696; 369/34.01, 36.01

See application file for complete search history.

(56) **References Cited**

U.S. PATENT DOCUMENTS

D308,671 S	6/1990	Aderman et al.
4,941,841 A	7/1990	Darden et al.
D338,662 S	8/1993	Sharp
D348,051 S	6/1994	Noble
D362,433 S	9/1995	Chen
D399,193 S	10/1998	Chang
D401,569 S	11/1998	Massaro
D409,592 S	5/1999	Prestigomo
D409,593 S	5/1999	Prestigomo
D410,912 S	6/1999	Bloch et al.
6,000,769 A	12/1999	Chen
D419,147 S	1/2000	Tanzer et al.
6,052,278 A	4/2000	Tanzer et al.
D428,014 S	7/2000	Bostedt et al.
6,088,221 A	7/2000	Bologna
D431,245 S	9/2000	Searby et al.
D434,395 S	11/2000	Mazzetti et al.

(Continued)

FOREIGN PATENT DOCUMENTS

DE M9401797 * 10/1994

OTHER PUBLICATIONS

U.S. Appl. No. 29/215,774, filed Oct. 25, 2004; Belgie B. McClelland II et al.; entitled "Computer Having An External Panel".

U.S. Appl. No. 29/209,597, filed Jul. 19, 2004; Belgie B. McClelland II et al.; entitled "Computer Have A Drive Carrier".

U.S. Appl. No. 29/209,868, filed Jul. 21, 2004; Qiang Wang et al., entitled "Computer Having A Drive Carrier".

U.S. Appl. No. 29/215,148, filed Oct. 14, 2004; Belgie B. McClelland II et al., entitled "Computer Having A Bezel".

Primary Examiner—Freda S. Nunn

(57) **CLAIM**

The ornamental design for a computer having a pull-tab, as shown and described.

DESCRIPTION

FIG. 1 is a partial perspective view of the design for the computer having a pull-tab in an inserted position, wherein the pull-tab extends substantially inwardly into the chassis of the computer;

FIG. 2 is a partial perspective view of the design for the computer having a pull-tab as illustrated in FIG. 1, wherein the pull-tab is in a pulled-out position that extends substantially outwardly from the chassis of the computer;

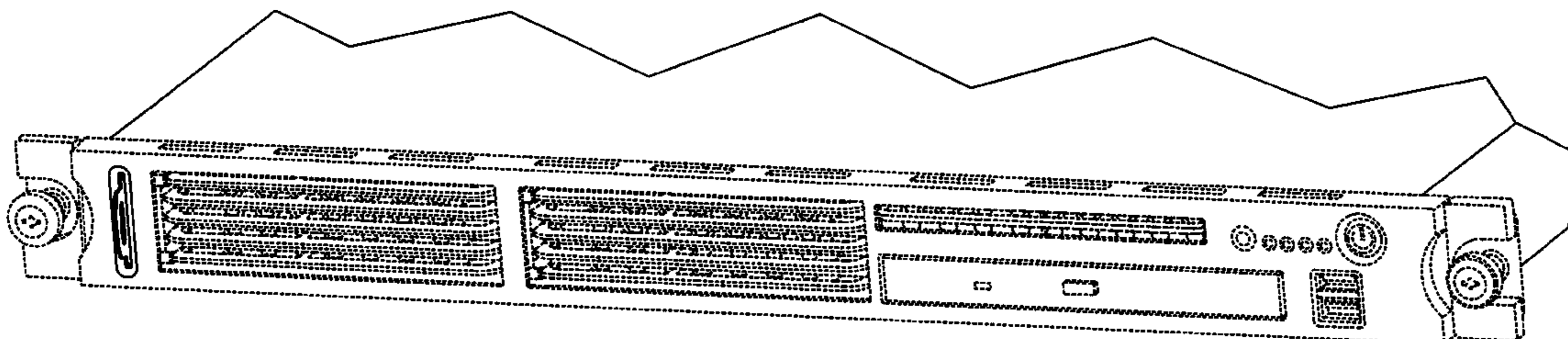
FIG. 3 is a front elevational view of the design for the computer having a pull-tab as illustrated in FIGS. 1 and 2;

FIG. 4 is a top elevational view of the design for the computer having a pull-tab in the pulled-out position as illustrated in FIG. 2; and,

FIG. 5 is a right side elevational view of the design for the computer having a pulled-tab in the pull-out position as illustrated in FIGS. 2 and 4, the left side being substantially the same as the illustrated right side.

In these drawings, the solid lines illustrate the claimed ornamental design, whereas the broken lines illustrate environmental features that form no part of the claimed ornamental design.

1 Claim, 4 Drawing Sheets



US D540,805 S

Page 2

U.S. PATENT DOCUMENTS

6,154,361 A	11/2000	Anderson et al.	6,473,300 B1	10/2002	Youngquist et al.
D442,151 S	5/2001	Mazzetti et al.	D470,486 S	2/2003	Cheng
6,247,944 B1	6/2001	Bologna et al.	D473,197 S	4/2003	Bovell
D447,483 S	9/2001	Wu	D474,186 S	5/2003	Frank et al.
6,302,714 B1	10/2001	Bologna et al.	D476,631 S	7/2003	Frank et al.
D454,881 S	3/2002	Daniels et al.	D481,393 S	10/2003	Alo et al.
D455,152 S	4/2002	Caughlan et al.	D481,394 S	10/2003	Kuehn et al.
D455,153 S	4/2002	Gant et al.	6,661,651 B1	12/2003	Tanzer et al.
D455,154 S	4/2002	Daniels et al.	D485,278 S	1/2004	Wang et al.
D455,752 S	4/2002	Gant et al.	D491,570 S	6/2004	Fan et al.
D455,753 S	4/2002	Daniels et al.	6,891,723 B1	5/2005	Lin et al.
D455,754 S	4/2002	Gant et al.	D506,201 S	6/2005	McClelland et al.
D458,924 S	6/2002	Tsuyuki et al.	D507,000 S	7/2005	Wang
D460,457 S	7/2002	Caughlan et al.	2003/0011979 A1	1/2003	Tanzer et al.
D461,807 S	8/2002	Kuehn et al.	2004/0228083 A1 *	11/2004	Wang et al. 361/683
D461,816 S	8/2002	Caughlan et al.	2005/0040740 A1 *	2/2005	Yun 312/223.2
D462,075 S	8/2002	Hillyard et al.	2005/0122676 A1 *	6/2005	Clark et al. 361/686
6,442,021 B1	8/2002	Bologna et al.	2005/0157461 A1 *	7/2005	Cauthron 361/683
D464,056 S	10/2002	Skandalis			

* cited by examiner

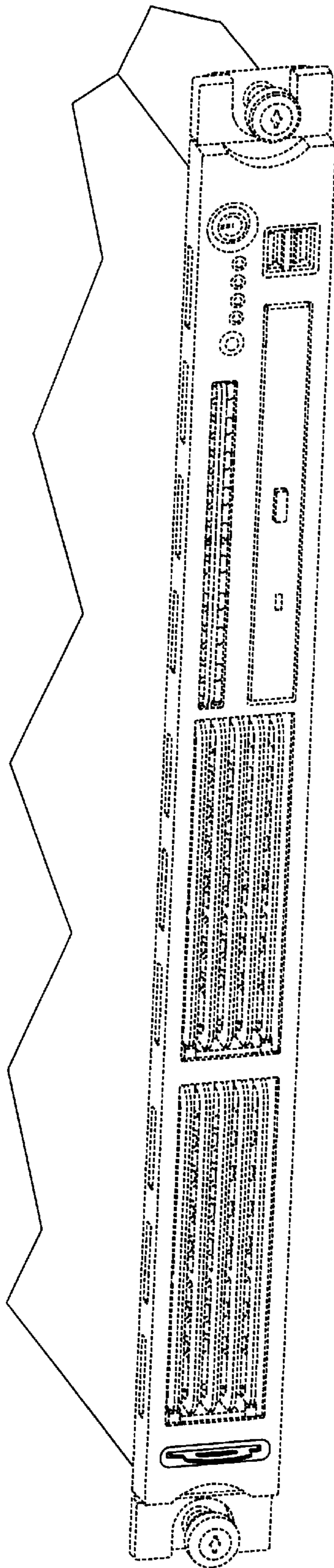


FIG. 1

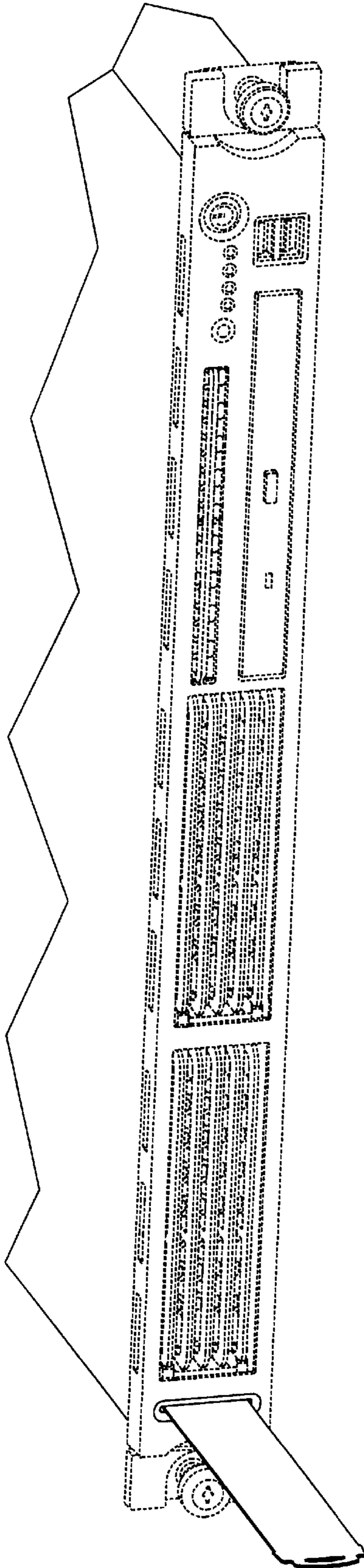


FIG. 2

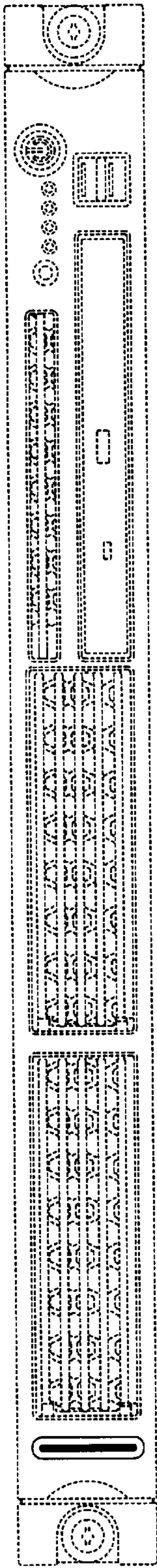


FIG. 3

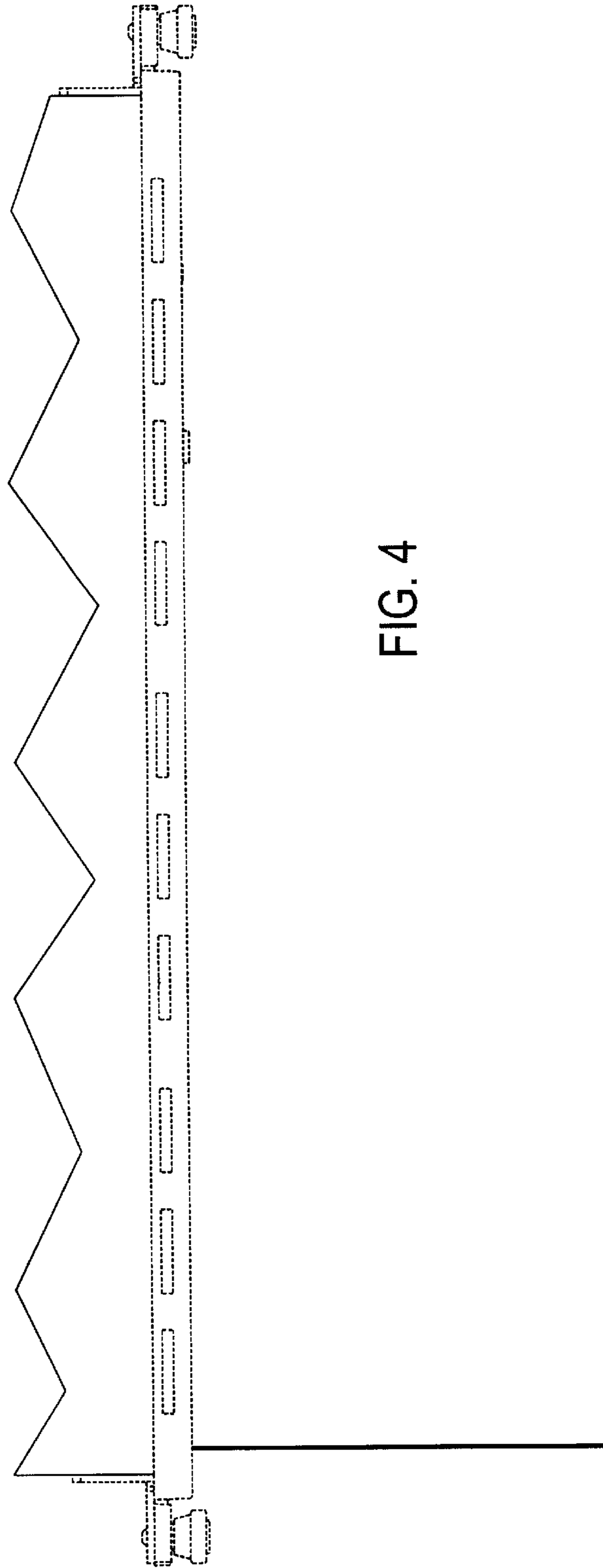


FIG. 4

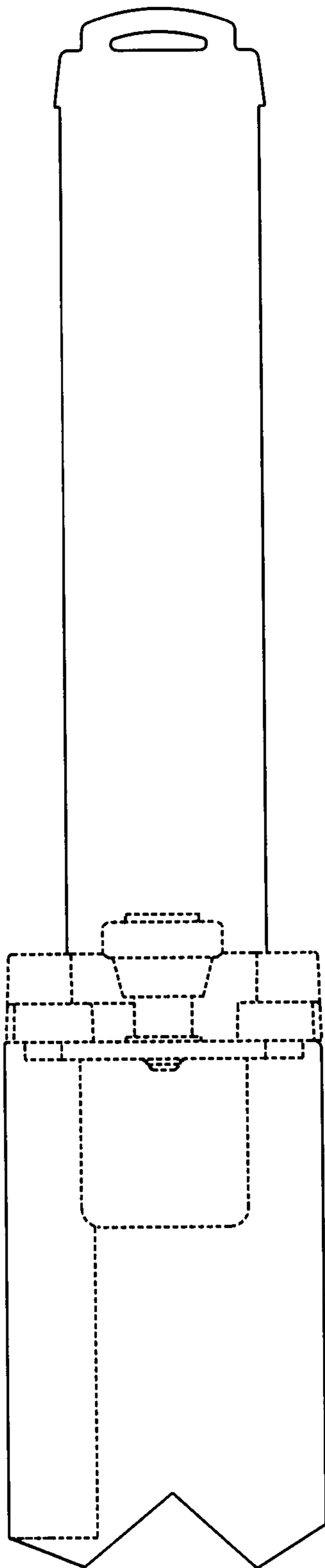


FIG. 5