



US00D540765S

(12) **United States Design Patent**
Pritchard et al.

(10) **Patent No.: US D540,765 S**

(45) **Date of Patent: ** Apr. 17, 2007**

(54) **TWO WAY RADIO**

(75) Inventors: **David Stuart Pritchard**, Manchester (GB); **Bruce Claxton**, Coral Springs, FL (US); **Hor Weng Kong**, Taman Bagan Lallang (MY); **Craig F. Siddoway**, Davie, FL (US)

(73) Assignee: **Motorola, Inc.**, Schaumburg, IL (US)

(**) Term: **14 Years**

(21) Appl. No.: **29/241,108**

(22) Filed: **Oct. 24, 2005**

(51) **LOC (8) Cl.** **14-03**

(52) **U.S. Cl.** **D14/137**

(58) **Field of Classification Search** D14/137, D14/138, 147, 148, 155, 188, 191, 192, 194, D14/198, 248; 379/419, 440, 420.01, 420.02, 379/420.03, 420.04, 428.01; 455/95, 128, 455/347, 348, 349, 575.1

See application file for complete search history.

(56) **References Cited**

U.S. PATENT DOCUMENTS

D295,404 S * 4/1988 Tokiyama D14/137
D353,809 S * 12/1994 Nuovo et al. D14/138
D411,536 S * 6/1999 Page et al. D14/137
5,918,189 A * 6/1999 Kivela 455/575.1
D421,435 S * 3/2000 Haase et al. D14/137

D436,939 S * 1/2001 Nagano et al. D14/138
D451,484 S * 12/2001 Page et al. D14/137
D456,790 S * 5/2002 Cebe et al. D14/137
D467,889 S * 12/2002 Cebe et al. D14/137
D526,993 S * 8/2006 Richards et al. D14/188

FOREIGN PATENT DOCUMENTS

WO DM/050653 * 1/2000
WO DM/051544 * 4/2000
WO DM/054886 * 9/2000

* cited by examiner

Primary Examiner—Ian Simmons

Assistant Examiner—Carla Jobe Wright

(74) *Attorney, Agent, or Firm*—Terri S. Hughes

(57) **CLAIM**

The ornamental design for a two way radio, as shown.

DESCRIPTION

FIG. 1 is a perspective view of the two way radio;

FIG. 2 is a front elevational view thereof;

FIG. 3 is a rear elevational view thereof;

FIG. 4 is a left-side elevational view thereof;


FIG. 5 is a right-side elevational view thereof;

FIG. 6 is a top plan view thereof; and,

FIG. 7 is a bottom plan view thereof.

The broken line portions of the drawings form no part of the claimed design.

1 Claim, 4 Drawing Sheets






FIG. 1




FIG. 2

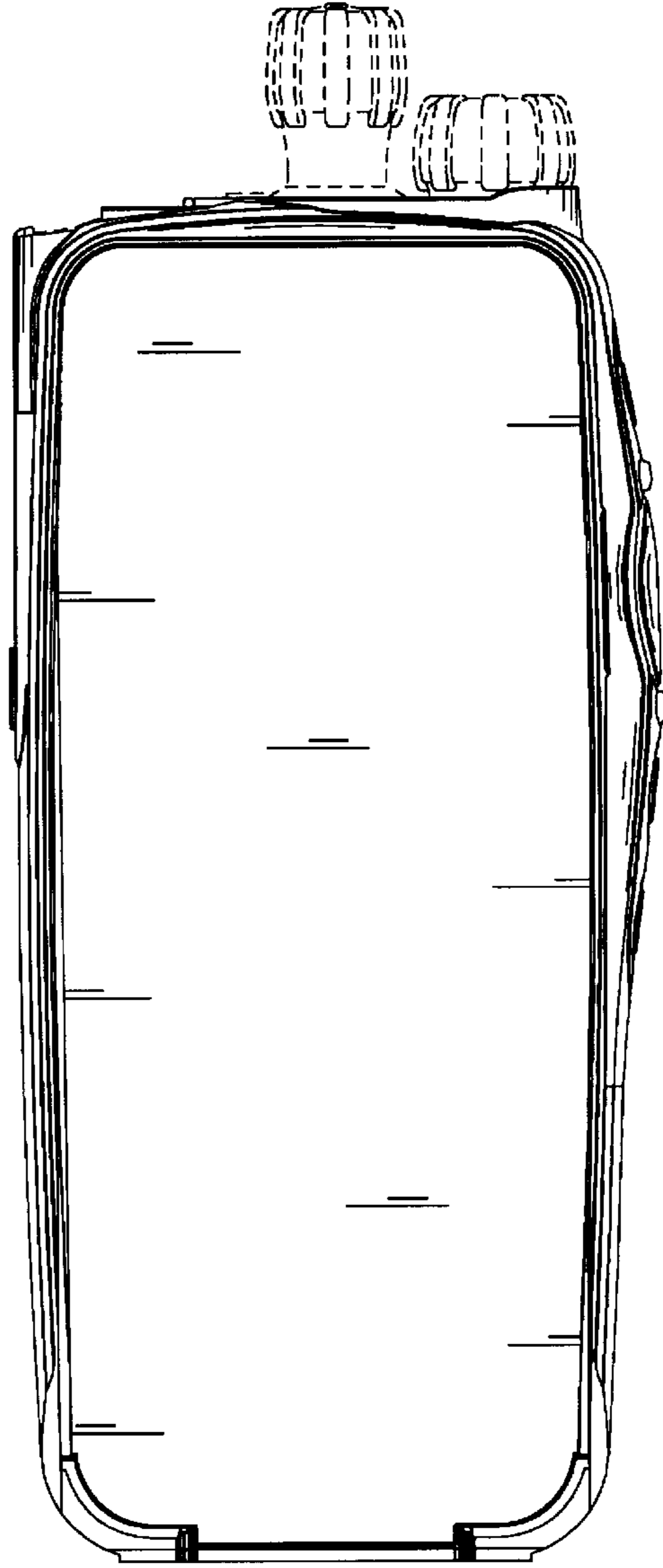


FIG. 3

3/4




FIG. 4




FIG. 5

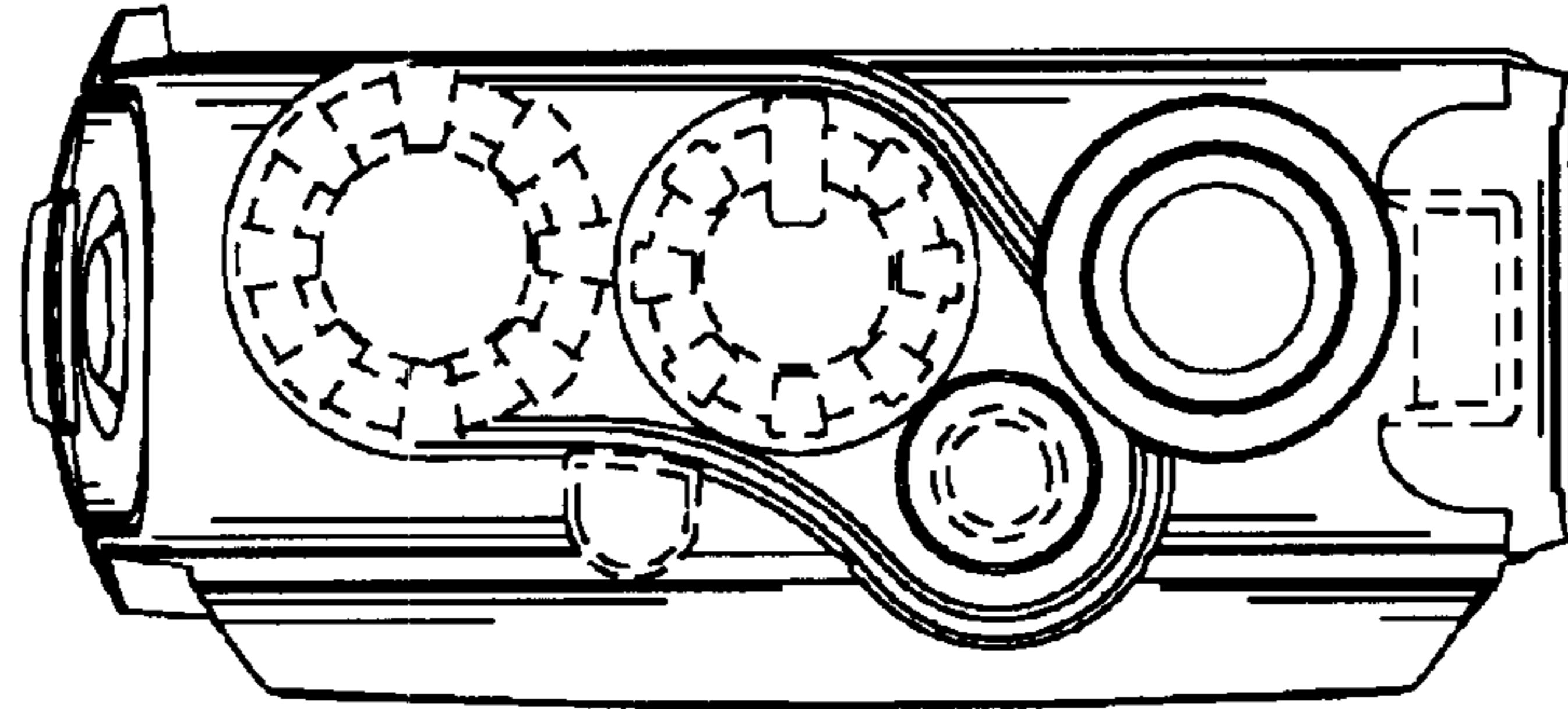


FIG. 6

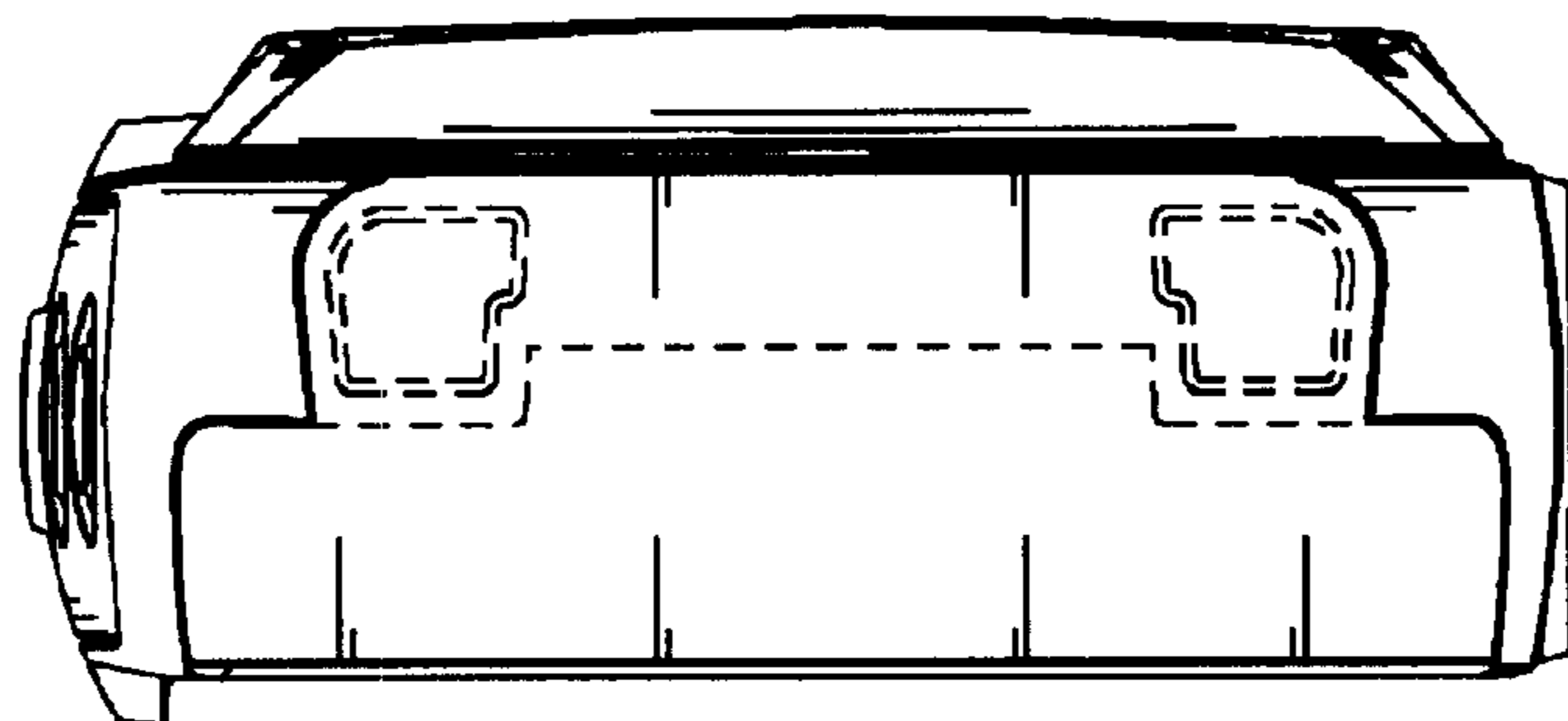


FIG. 7