



US00D540762S

(12) **United States Design Patent**
Lunde

(10) **Patent No.:** **US D540,762 S**

(45) **Date of Patent:** **** Apr. 17, 2007**

(54) **VIDEOCONFERENCE ENDPOINT**

(75) Inventor: **Finn Helge Lunde**, Asker (NO)

(73) Assignee: **Tandberg Telecom AS**, Lysaker (NO)

(**) Term: **14 Years**

(21) Appl. No.: **29/220,659**

(22) Filed: **Jan. 3, 2005**

(30) **Foreign Application Priority Data**

Jul. 5, 2004 (NO) 2004 0369

(51) **LOC (8) Cl.** **14-03**

(52) **U.S. Cl.** **D14/129; D14/125; D14/126**

(58) **Field of Classification Search** D14/125-135,
D14/239, 379, 371, 374, 375, 376, 113; D13/151,
D13/153; 312/7.2; 348/836, 838, 180, 184,
348/325, 739; 341/12; 248/917-924; 345/104,
345/133, 156, 168, 87, 173; 349/1, 2, 11,
349/62

See application file for complete search history.

(56) **References Cited**

U.S. PATENT DOCUMENTS

- D368,710 S * 4/1996 Althans D14/128
- D373,266 S * 9/1996 Pellenberg et al. D6/470
- D378,534 S * 3/1997 Kato et al. D20/10
- 5,687,939 A 11/1997 Moscovitch
- D395,041 S 6/1998 Leveridge et al.

- D395,298 S 6/1998 Rosen
- D425,036 S 5/2000 Copus et al.
- D442,155 S 5/2001 Pham et al.
- D467,561 S * 12/2002 Kosciolk D14/451
- D469,746 S 2/2003 Soule, Jr.
- D475,991 S * 6/2003 Hisatsune D14/211
- 6,771,303 B2 * 8/2004 Zhang et al. 348/14.16
- D499,704 S 12/2004 Song
- D510,920 S * 10/2005 Tandberg et al. D14/127
- D512,698 S * 12/2005 Augenbraun et al. D14/130
- D512,986 S * 12/2005 Lee et al. D14/211
- D515,838 S * 2/2006 Cravens et al. D6/397
- 7,133,540 B2 * 11/2006 Liu et al. 382/118

* cited by examiner

Primary Examiner—Raphael Barkai

Assistant Examiner—Randall Gholson

(74) *Attorney, Agent, or Firm*—Hamilton, Brook, Smith & Reynolds, P.C.

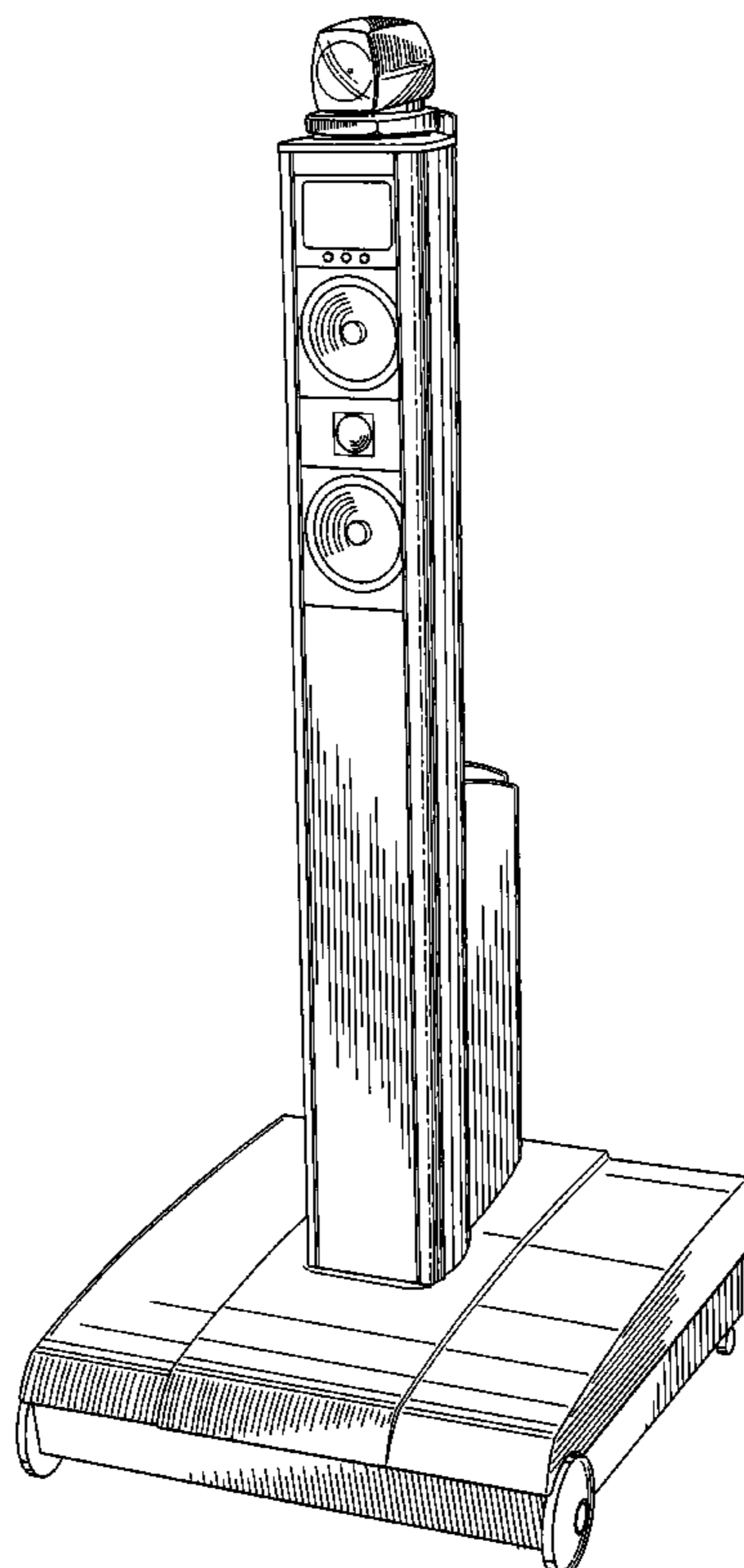
(57) **CLAIM**

The ornamental design for a videoconference endpoint, as shown and described.

DESCRIPTION

FIG. 1 is a front perspective view of my claimed design; FIG. 2 is a front view thereof; FIG. 3 is a side view thereof, the opposite side being a mirror image; FIG. 4 is a back view thereof; and, FIG. 5 is a top view thereof.

1 Claim, 5 Drawing Sheets



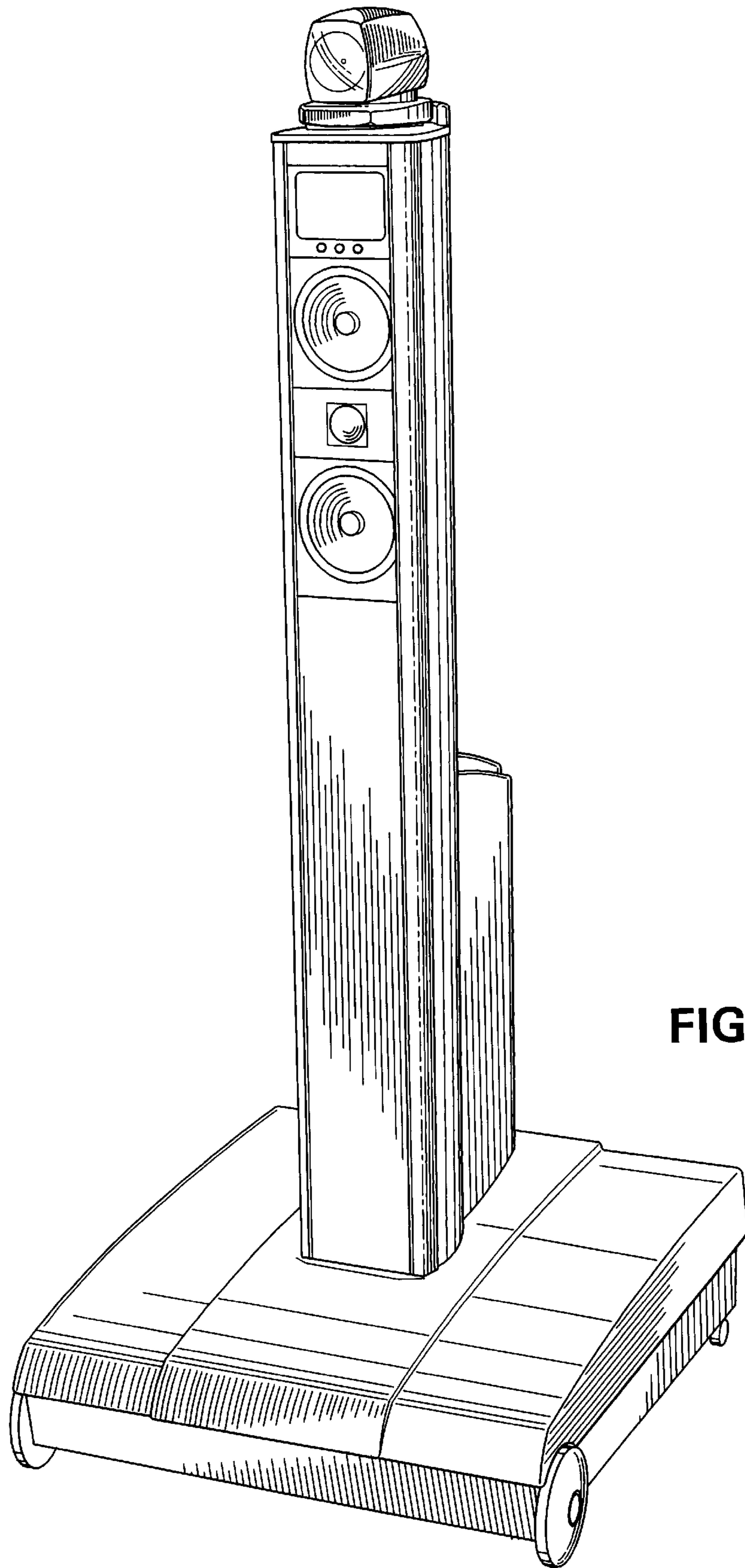
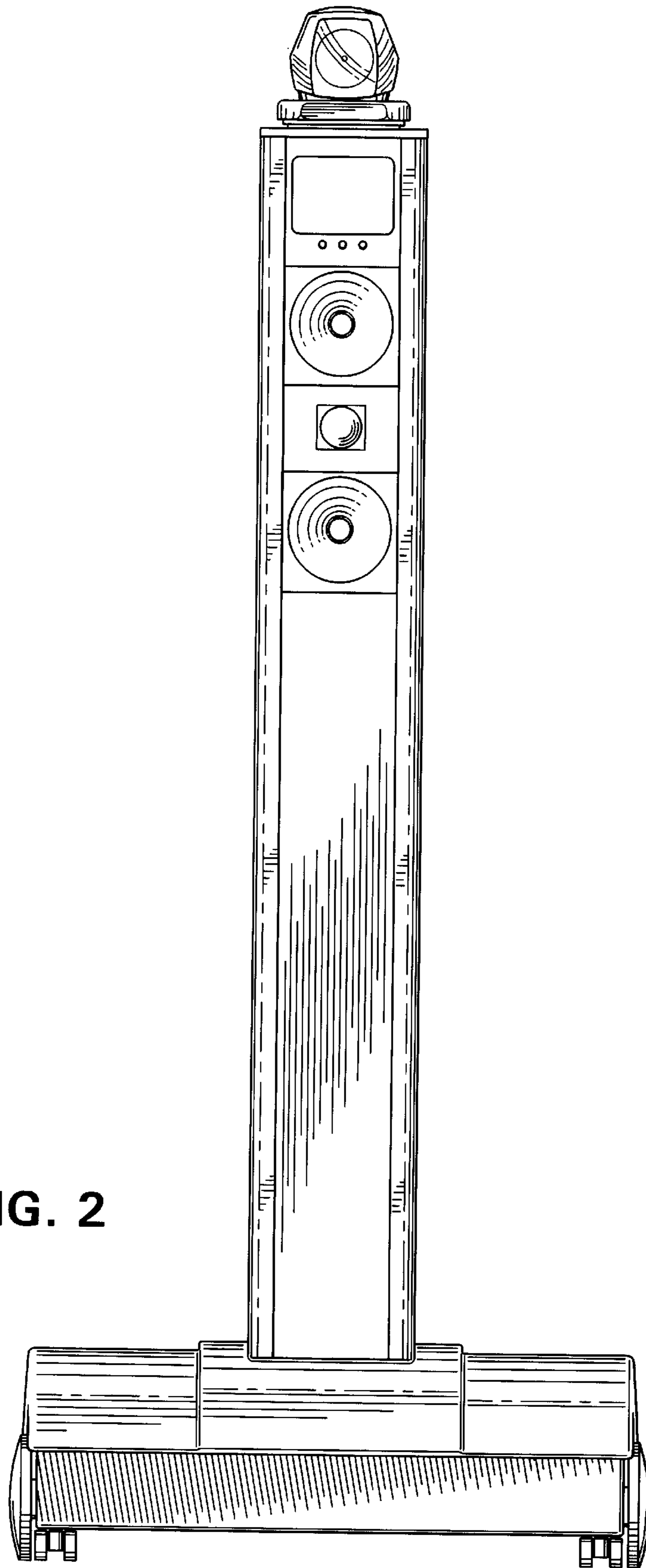


FIG. 1

FIG. 2



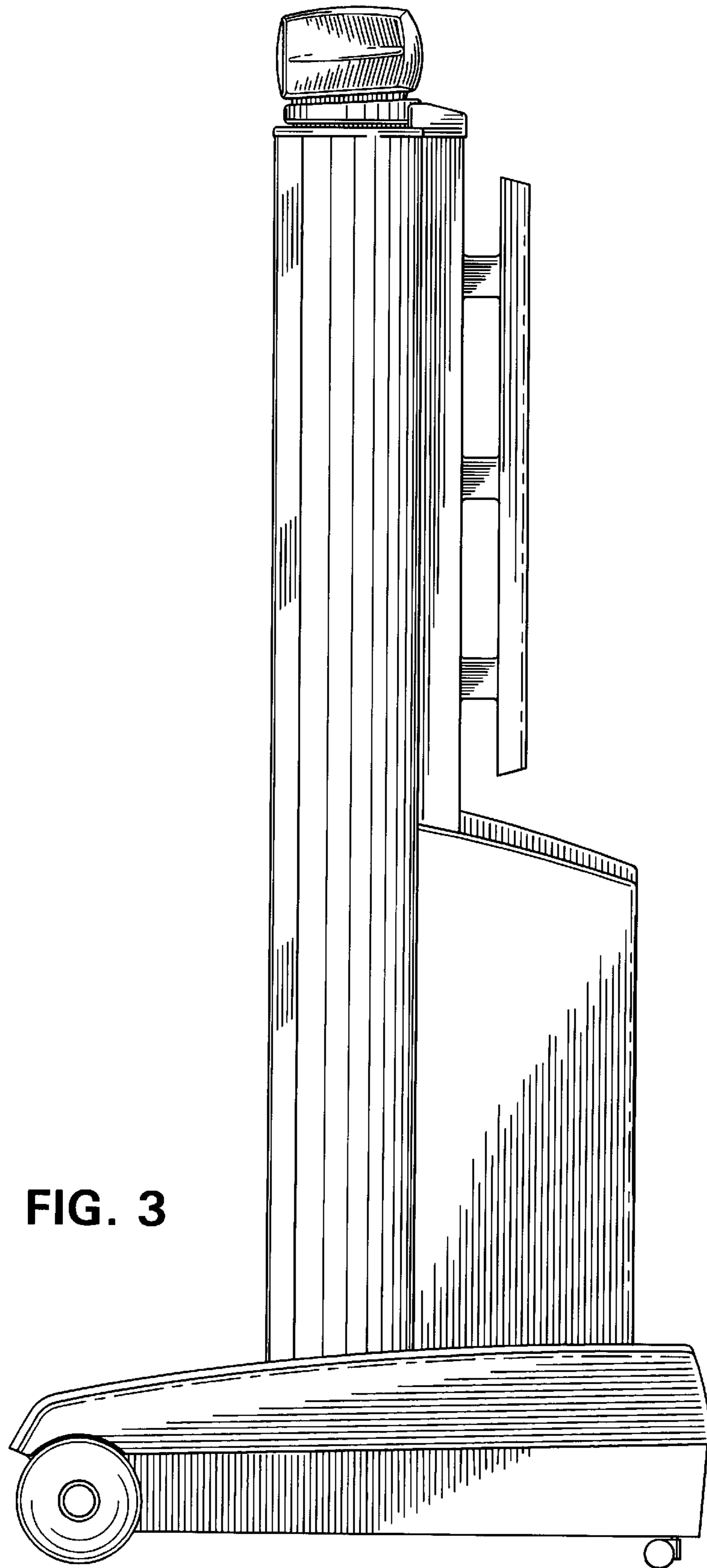


FIG. 3

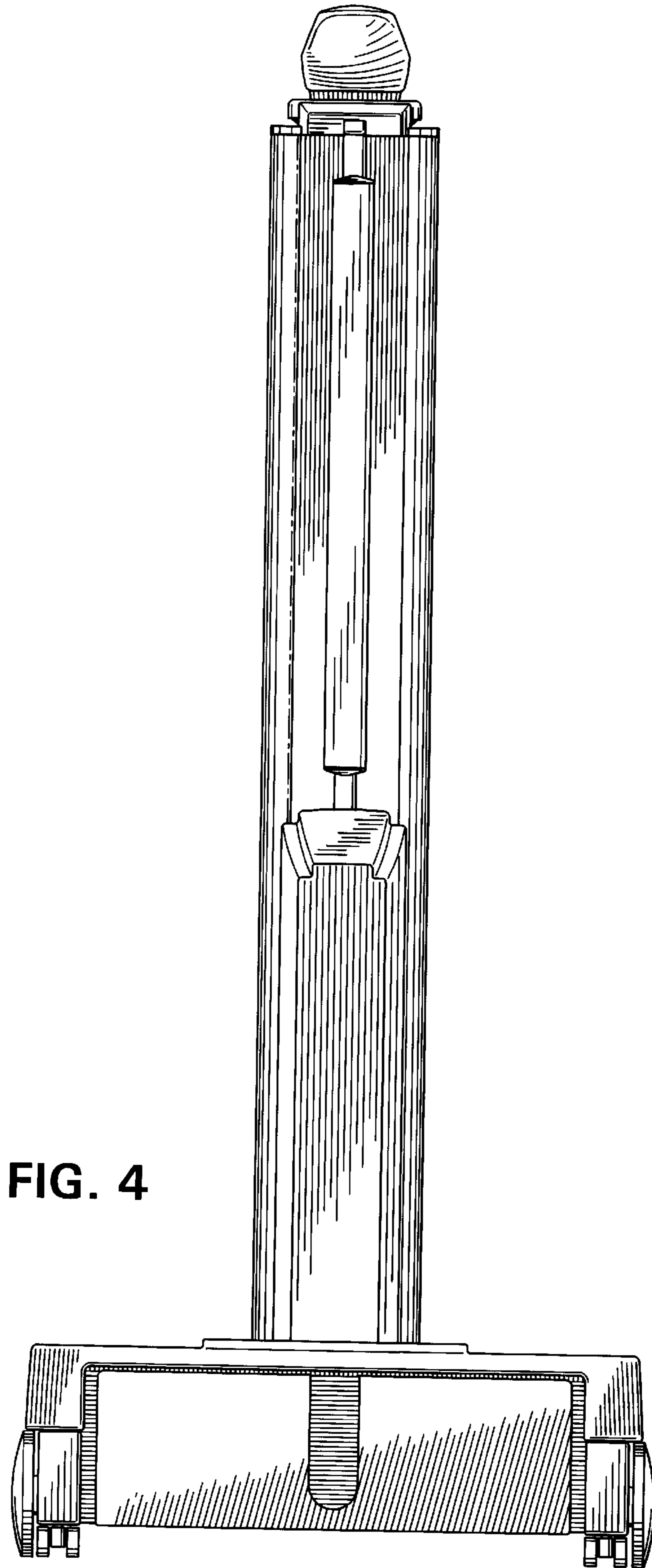


FIG. 4

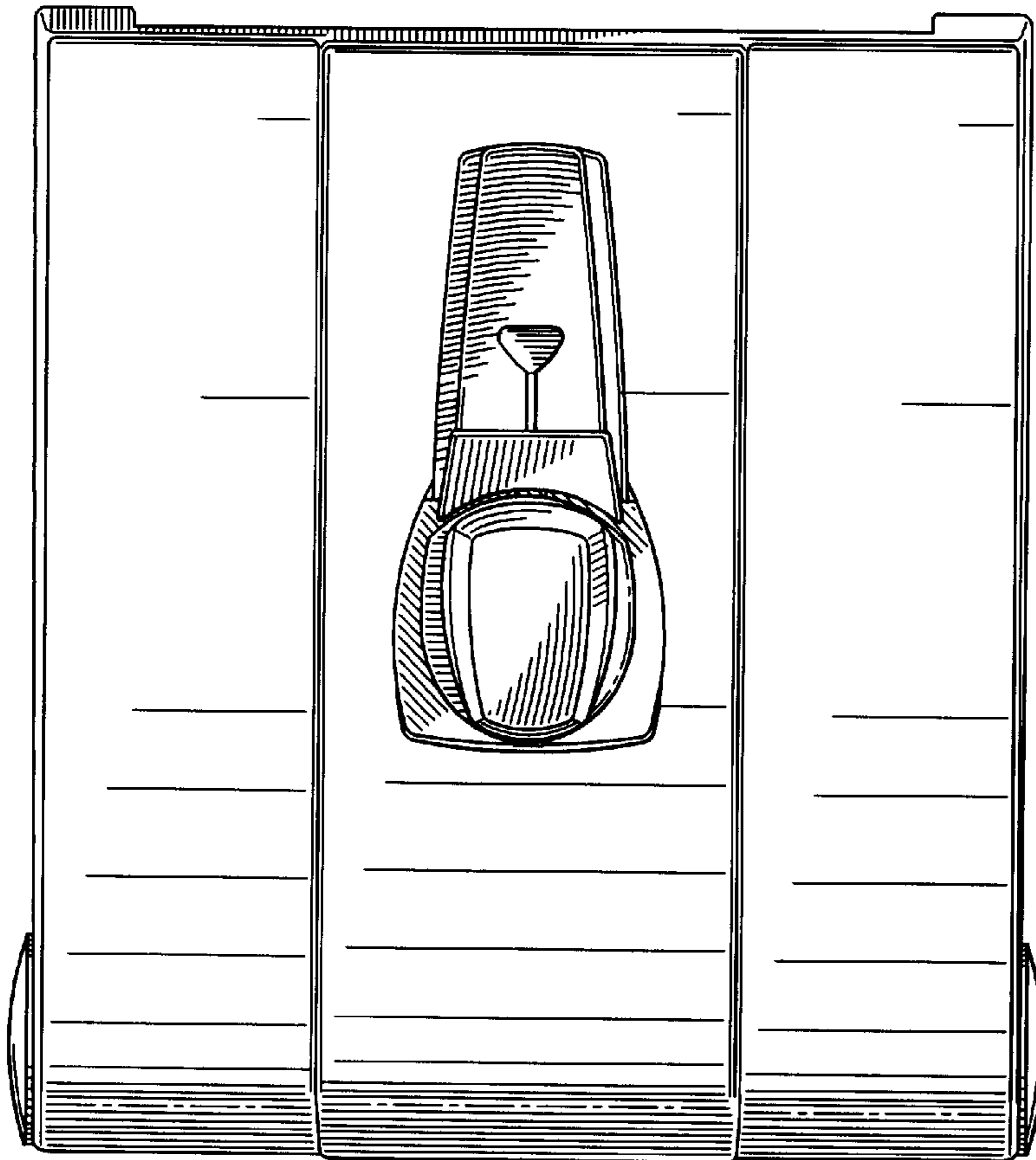


FIG. 5