



US00D540754S

(12) **United States Design Patent**
Zheng et al.

(10) **Patent No.:** **US D540,754 S**

(45) **Date of Patent:** **** Apr. 17, 2007**

(54) **LCD TV**

(75) Inventors: **Rongfeng Zheng**, Mianyang (CN);
Wenqing Yu, Mianyang (CN); **Linqing Liu**, Mianyang (CN); **Saijin Lin**, Mianyang (CN)

(73) Assignee: **Sichuan Changhong Electric Co., Ltd.**, Sichuan (CN)

(**) Term: **14 Years**

(21) Appl. No.: **29/213,413**

(22) Filed: **Sep. 15, 2004**

(30) **Foreign Application Priority Data**

Apr. 20, 2004 (CN) 200430028772

(51) **LOC (8) Cl.** **14-03**

(52) **U.S. Cl.** **D14/126**

(58) **Field of Classification Search** D14/125-135,
D14/239, 379, 371, 374, 375, 376, 113; D13/151,
D13/153; 312/7.2; 348/836, 838, 180, 184,
348/325, 739; 341/12; 248/917-924; 345/104,
345/133, 156, 168, 87, 173; 349/1, 2, 11,
349/62

See application file for complete search history.

(56) **References Cited**

U.S. PATENT DOCUMENTS

D408,382 S * 4/1999 Chuo et al. D14/126

D408,416 S * 4/1999 Fenner et al. D14/126
D423,477 S * 4/2000 Usui D14/126
D427,169 S * 6/2000 Saeki et al. D14/126
D431,566 S * 10/2000 Chuo et al. D14/375
D432,101 S * 10/2000 Oba D14/126
D469,432 S * 1/2003 Tsuji D14/375
D471,549 S * 3/2003 Tsuji D14/375
D477,319 S * 7/2003 Duan D14/375
D484,471 S * 12/2003 Lin et al. D14/126
D499,097 S * 11/2004 Tsuji et al. D14/375
D510,730 S * 10/2005 Asanuma et al. D14/126

* cited by examiner

Primary Examiner—Raphael Barkai

Assistant Examiner—Randall H. Gholson

(74) *Attorney, Agent, or Firm*—Hamre, Schumann, Mueller & Larson, P.C.

(57) **CLAIM**

The ornamental design for LCD TV, as shown and described.

DESCRIPTION

FIG. 1 is a front elevational view of one embodiment of a LCD TV in accordance with our invention;
FIG. 2 is a top elevational view thereof;
FIG. 3 is a left side view thereof;
FIG. 4 is a right side view thereof;
FIG. 5 is a rear elevational view thereof;
FIG. 6 is a perspective view thereof; and,
FIG. 7 is a bottom elevational view thereof.

1 Claim, 7 Drawing Sheets




Fig. 1




Fig. 2

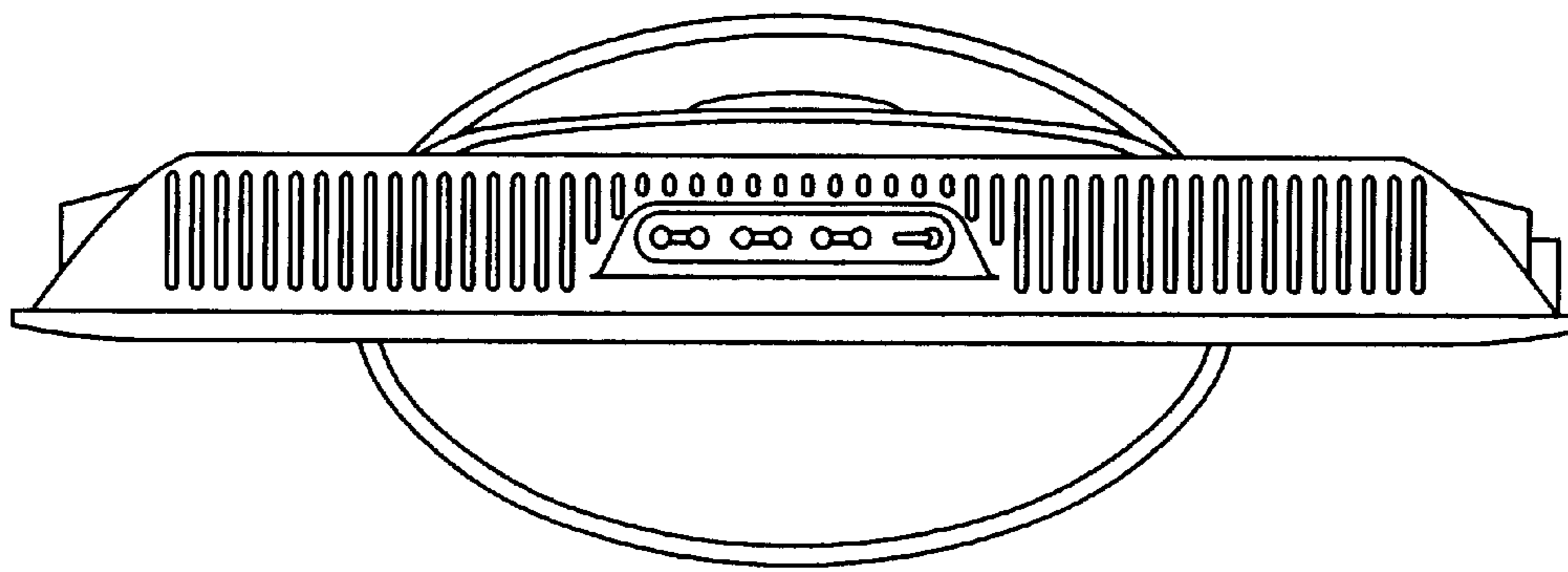


Fig. 3

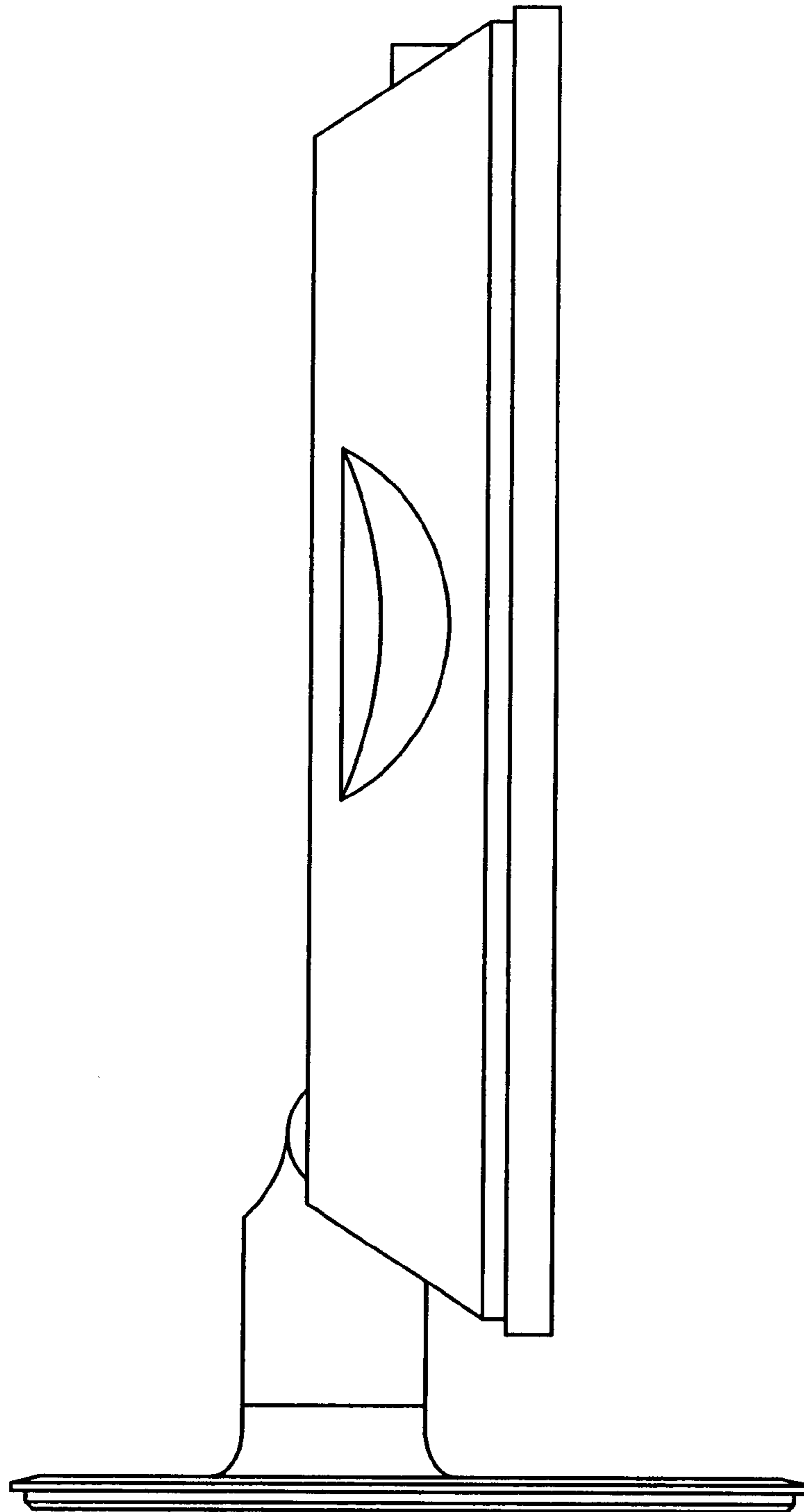


Fig. 4

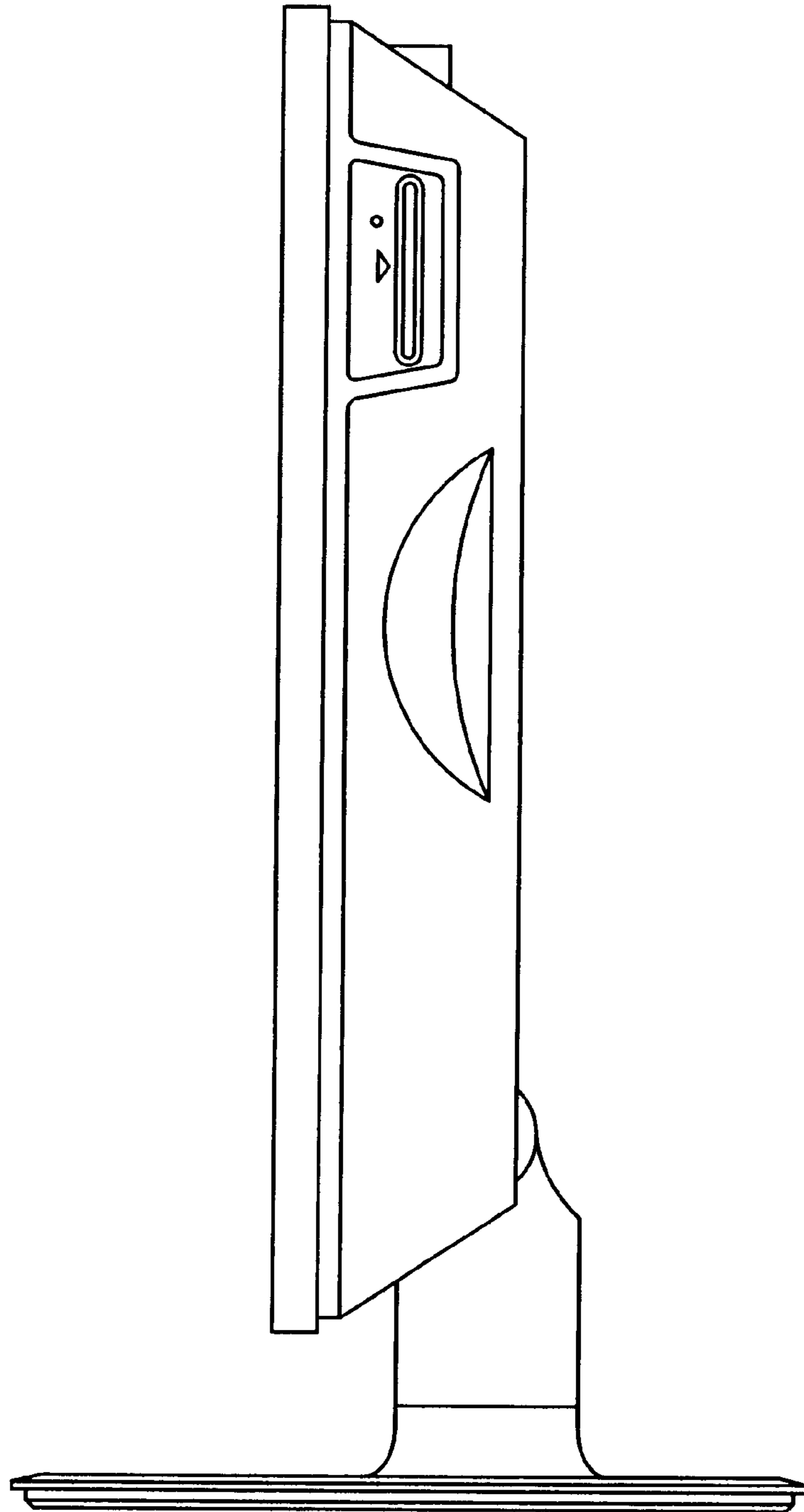


Fig. 5

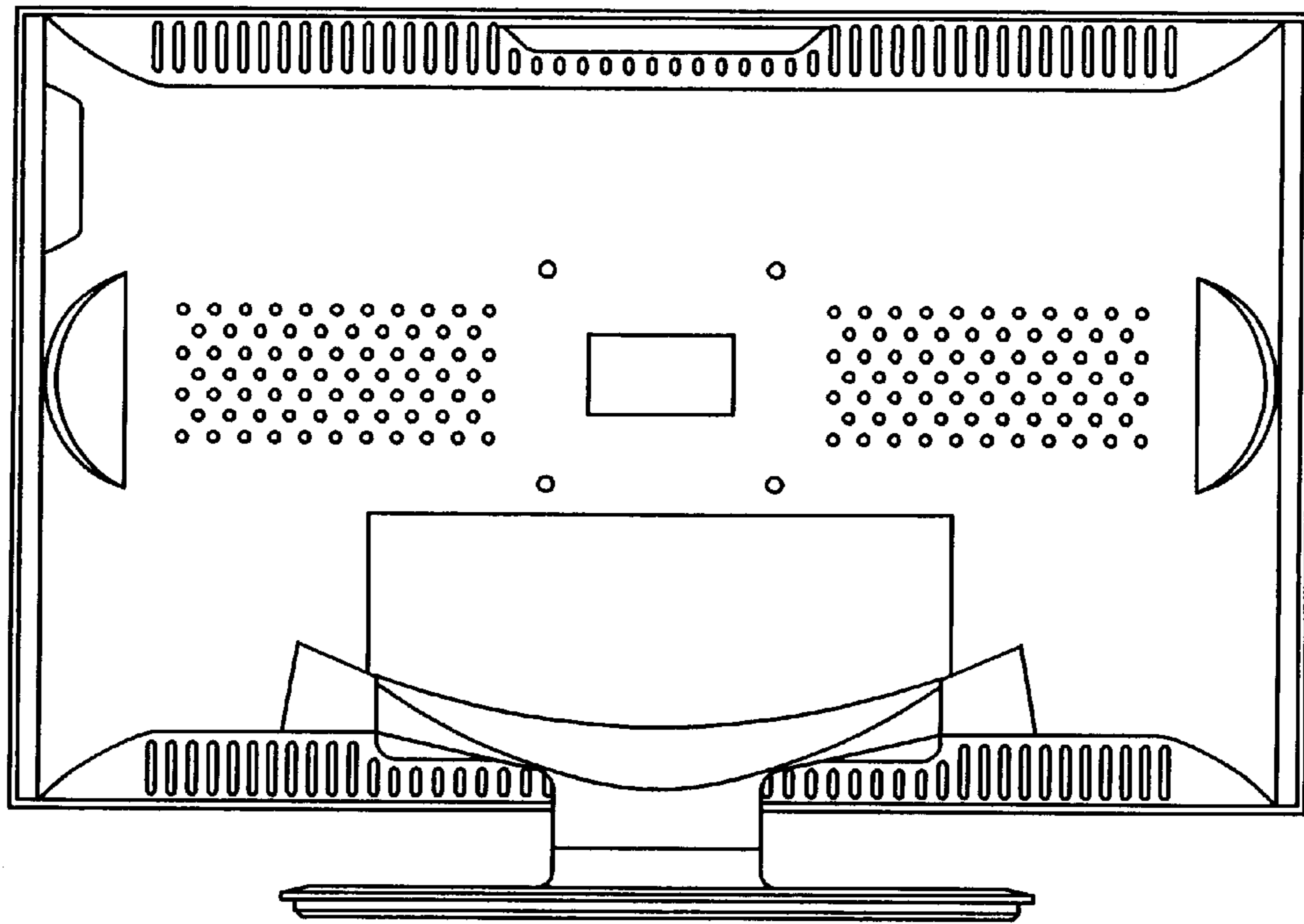


Fig. 6

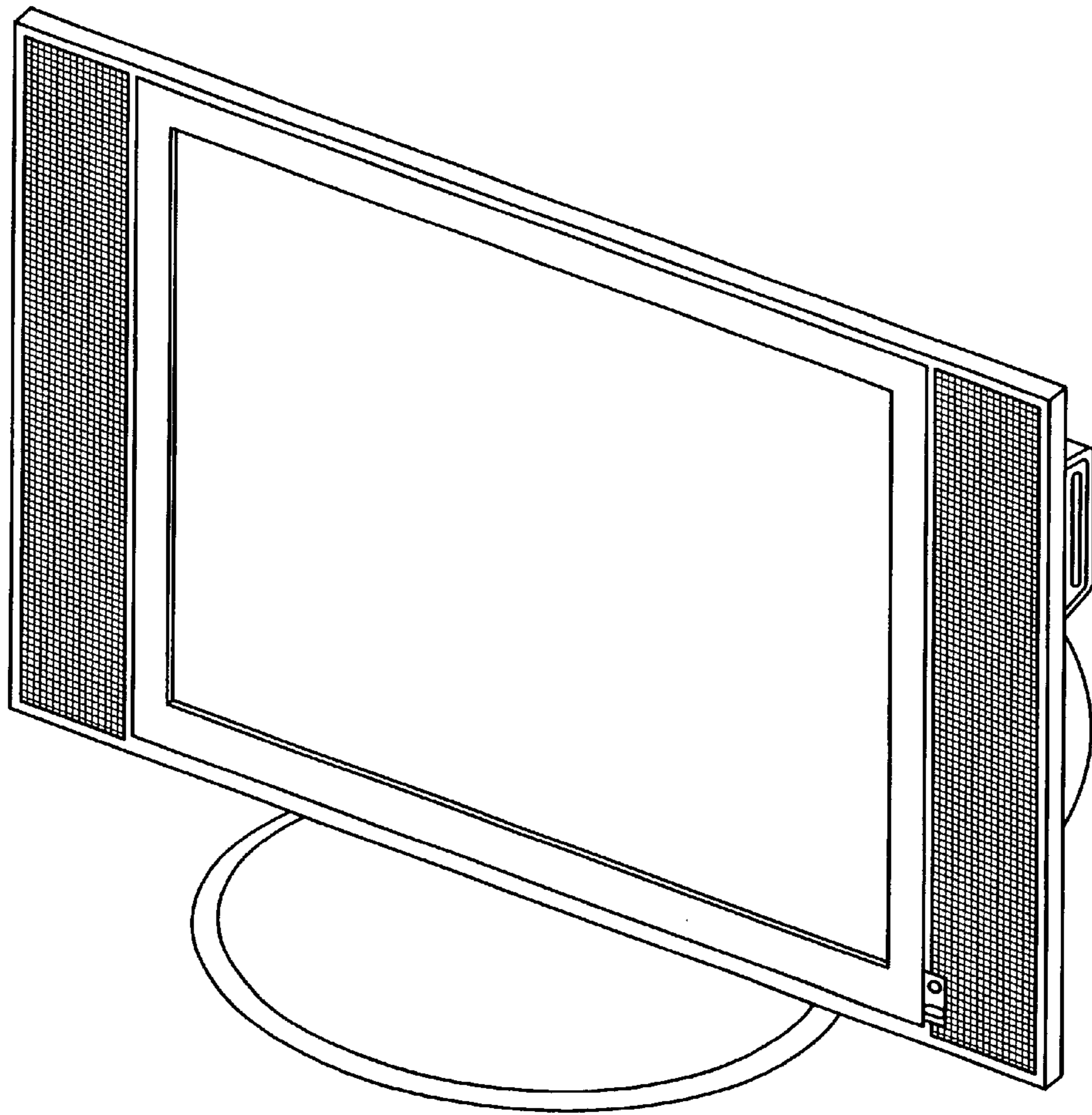


Fig. 7

