

US00D540729S

(12) **United States Design Patent**  
**Lynch**

(10) **Patent No.:** **US D540,729 S**

(45) **Date of Patent:** **\*\* Apr. 17, 2007**

(54) **AUTOMOTIVE FLOOR MAT**

(76) Inventor: **Susan Lynch**, 5115 E. 30th St., Tulsa,  
OK (US) 74114

(\*\*) Term: **14 Years**

(21) Appl. No.: **29/238,243**

(22) Filed: **Sep. 13, 2005**

(51) **LOC (8) Cl.** ..... **12-16**

(52) **U.S. Cl.** ..... **D12/203**

(58) **Field of Classification Search** ..... D12/203;  
D6/582-588, 591, 592; 296/97.23; 15/215-217;  
428/138, 141; 280/163-164.1

See application file for complete search history.

(56) **References Cited**

**U.S. PATENT DOCUMENTS**

D157,130 S	*	2/1950	David	.....	D6/592
D384,849 S	*	10/1997	Lombardo	.....	D6/591
D404,351 S	*	1/1999	Kruk	.....	D12/203
6,294,240 B1	*	9/2001	Brunetto	.....	D12/203

D468,676 S	*	1/2003	Takahashi et al.	.....	D12/203
D481,340 S	*	10/2003	Hussaini et al.	.....	D12/203
D482,646 S	*	11/2003	Lu	.....	D12/203
D487,823 S	*	3/2004	Wang	.....	D6/588
D511,732 S	*	11/2005	Hussaini et al.	.....	D12/203

\* cited by examiner

*Primary Examiner*—Stacia Cadmus

(74) *Attorney, Agent, or Firm*—Molly D. McKay

(57) **CLAIM**

The ornamental design for an automotive floor mat, as shown and described.

**DESCRIPTION**

FIG. 1 is a top plan view thereof;  
FIG. 2 is a left side view thereof;  
FIG. 3 is right side view thereof;  
FIG. 4; is a bottom plan view thereof;  
FIG. 5 is front plan view thereof; and,  
FIG. 6 is a rear plan view thereof.

**1 Claim, 1 Drawing Sheet**






Fig. 5



Fig. 2

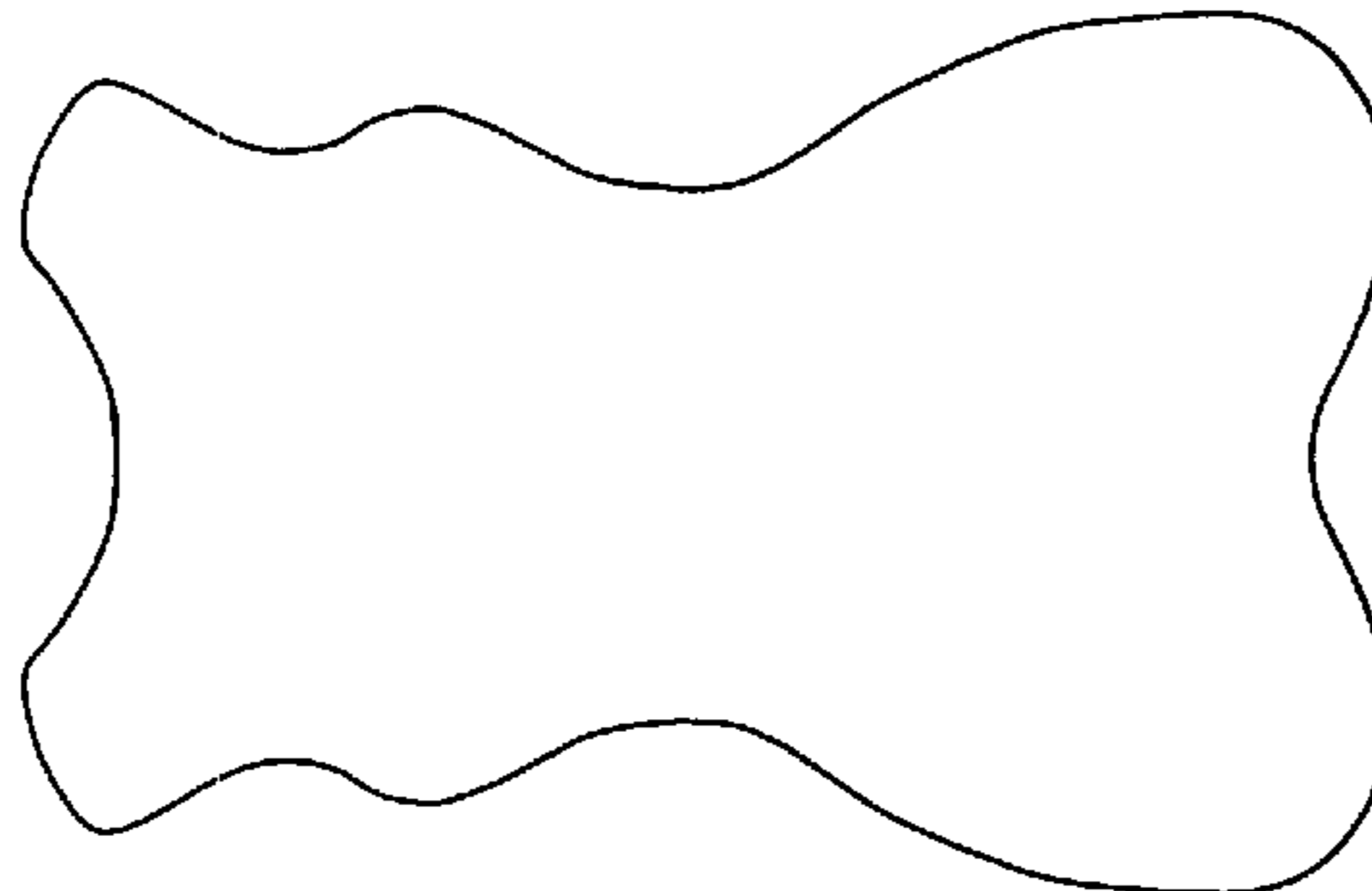


Fig. 1

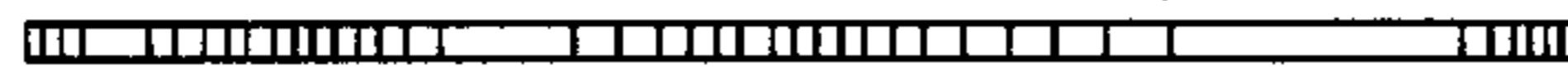


Fig. 3

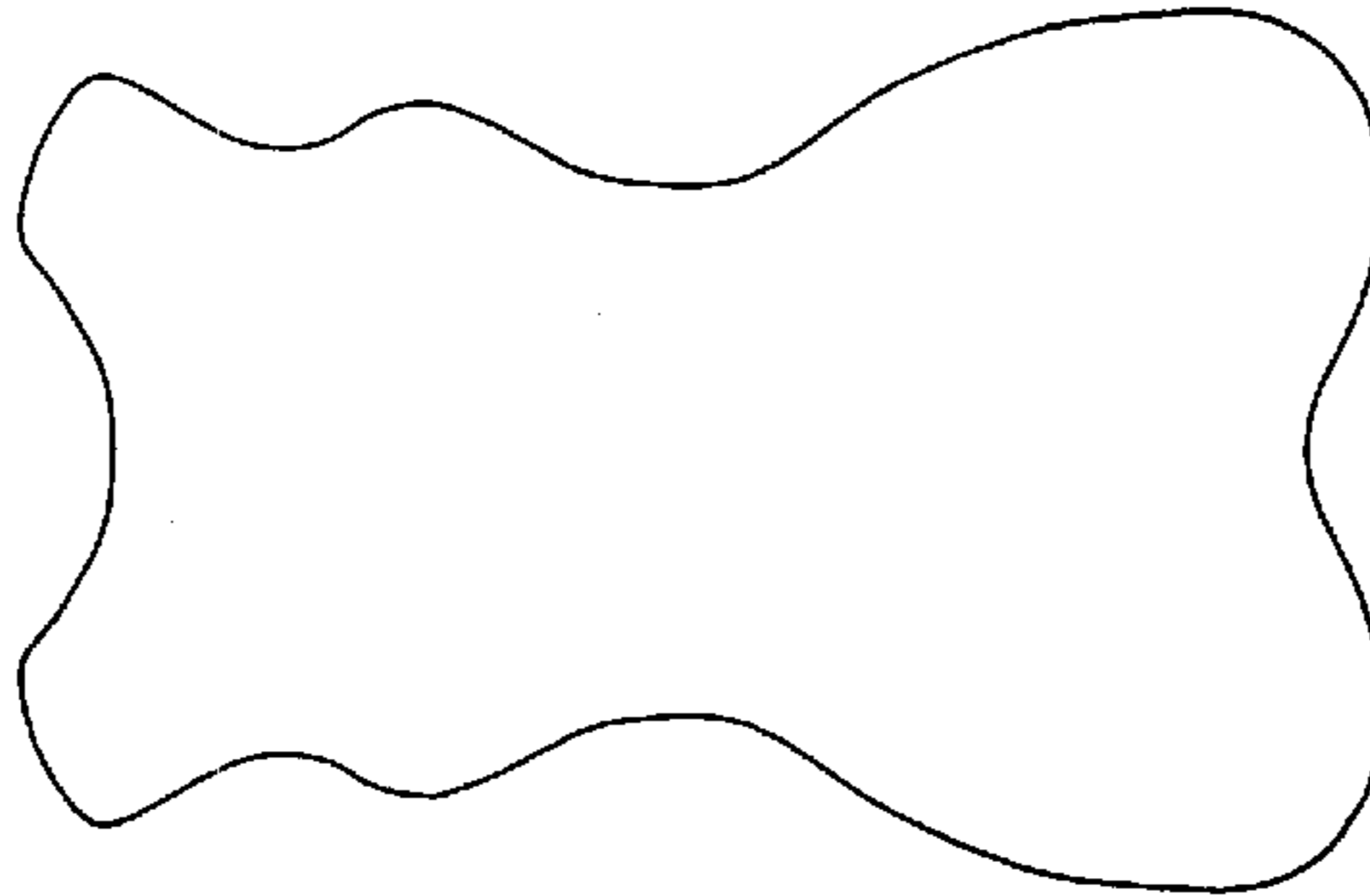


Fig. 4

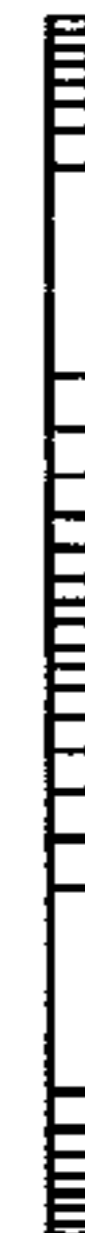


Fig. 6