



US00D540723S

(12) **United States Design Patent**  
**Schiavone et al.**

(10) **Patent No.:** **US D540,723 S**

(45) **Date of Patent:** **\*\* Apr. 17, 2007**

(54) **VEHICLE FRONT BUMPER**

(75) Inventors: **Patrick Schiavone**, Birmingham, MI (US); **Craig Metros**, Bloomfield, MI (US); **Jeffrey Nowak**, Huntington Woods, MI (US); **Shawn Yu**, Northville, MI (US); **James Smith**, Royal Oak, MI (US); **Ryan Niemiec**, Livonia, MI (US)

(73) Assignee: **Ford Global Technologies, LLC**, Dearborn, MI (US)

(\*\*) Term: **14 Years**

(21) Appl. No.: **29/242,070**

(22) Filed: **Nov. 4, 2005**

(51) **LOC (8) Cl.** ..... **12-16**

(52) **U.S. Cl.** ..... **D12/169**

(58) **Field of Classification Search** ..... D12/90-92,  
D12/86, 169, 196; 296/180.1, 180.2; 293/102,  
293/113, 115, 117, 120

See application file for complete search history.

(56) **References Cited**

**U.S. PATENT DOCUMENTS**

D490,032 S	*	5/2004	Ikuma et al.	.....	D12/169
D513,213 S	*	12/2005	Sato	.....	D12/169
D516,967 S	*	3/2006	Tomida et al.	.....	D12/169
D517,457 S	*	3/2006	Horiuchi et al.	.....	D12/169
D522,938 S	*	6/2006	Iwanaga	.....	D12/169

**OTHER PUBLICATIONS**

TheCarConnection.com, Future Cars: Ford/PAG/Mazda: *Ford*, May 16, 2005 [http://www.thecarconnection.com/Shoppers/Future\\_Cars/Ford.S283.A8367.html](http://www.thecarconnection.com/Shoppers/Future_Cars/Ford.S283.A8367.html).

Edmunds.com, Future Vehicles: Spy Shots: 2007 Ford Everest: *New Ford Full-Size SUV Coming Next Year*, Jun. 9, 2005 <http://www.edmunds.com/insideline/do/Features/articleId=105986#3>.

AutoBlog, *Ford Everest spied*, Jun. 10, 2005 <http://spyphotos.autoblog.com/entry/1234000260046266/>.

\* cited by examiner

*Primary Examiner*—Melody N. Brown

(74) *Attorney, Agent, or Firm*—Damian Porcari


(57) **CLAIM**

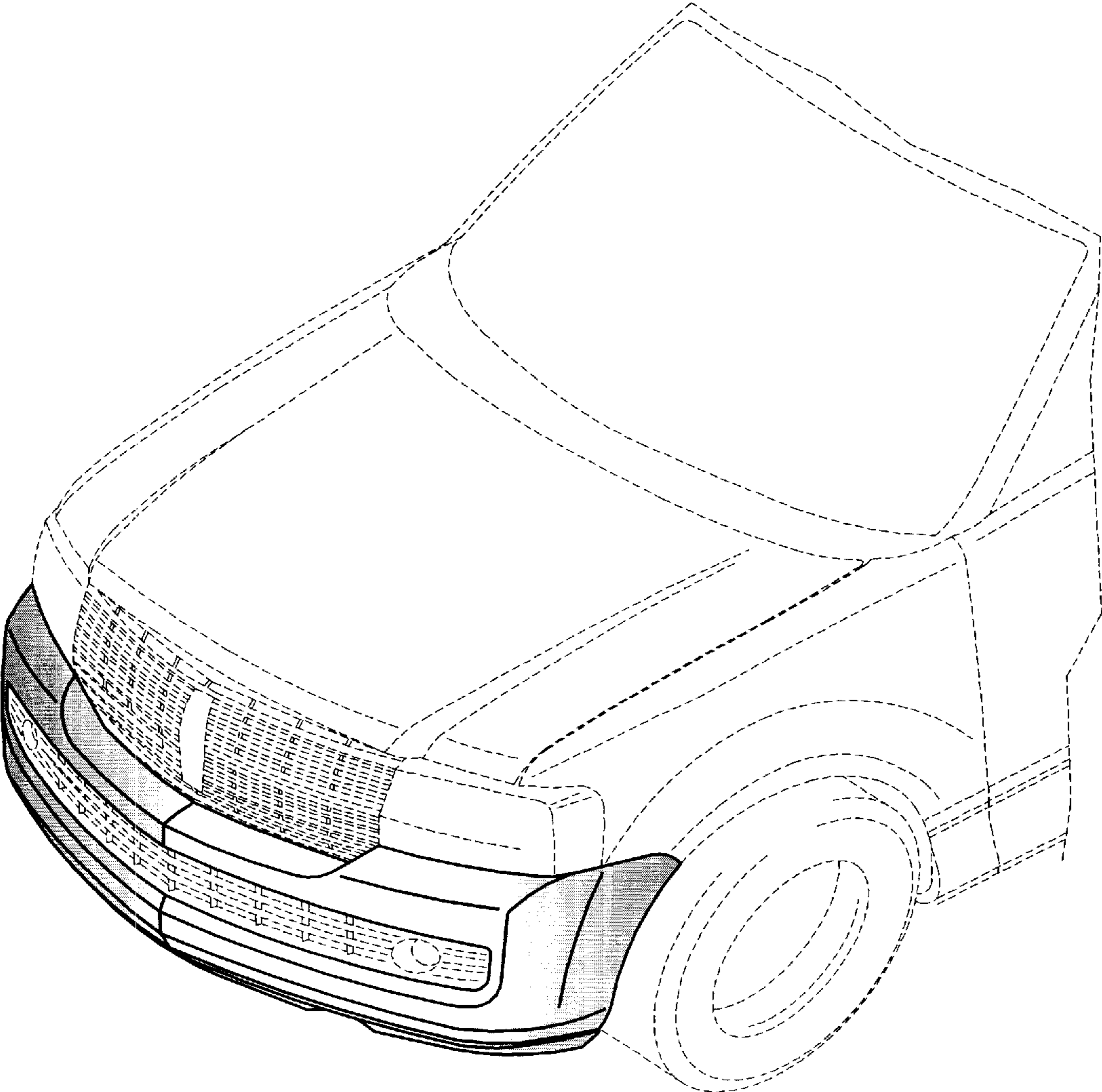
The ornamental design for a vehicle front bumper, as shown and described.

**DESCRIPTION**

FIG. 1 is a front perspective view of a vehicle front bumper attached to a vehicle, no part of the vehicle is claimed; FIG. 2 is a perspective view of the vehicle front bumper; FIG. 3 is a front view of the vehicle front bumper; FIG. 4 is a top view of the vehicle front bumper; FIG. 5 is a right side view of the vehicle front bumper; FIG. 6 is a left side view of the vehicle front bumper; and, FIG. 7 is a bottom plan view of the vehicle front bumper. The broken lines are for illustrative purposes only and form no part of the claimed design.

**1 Claim, 6 Drawing Sheets**

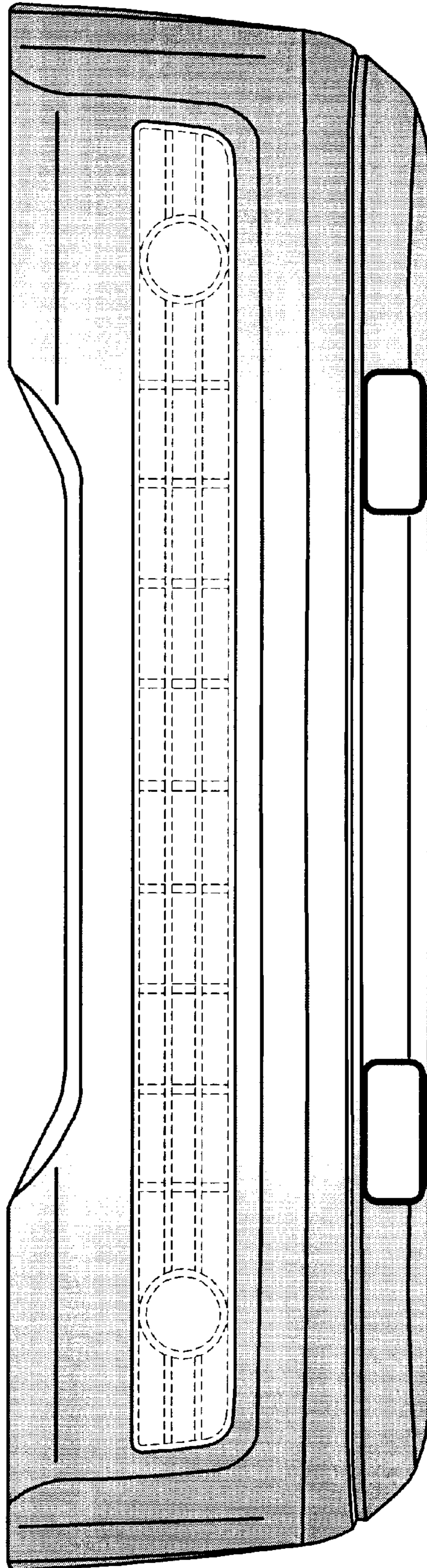




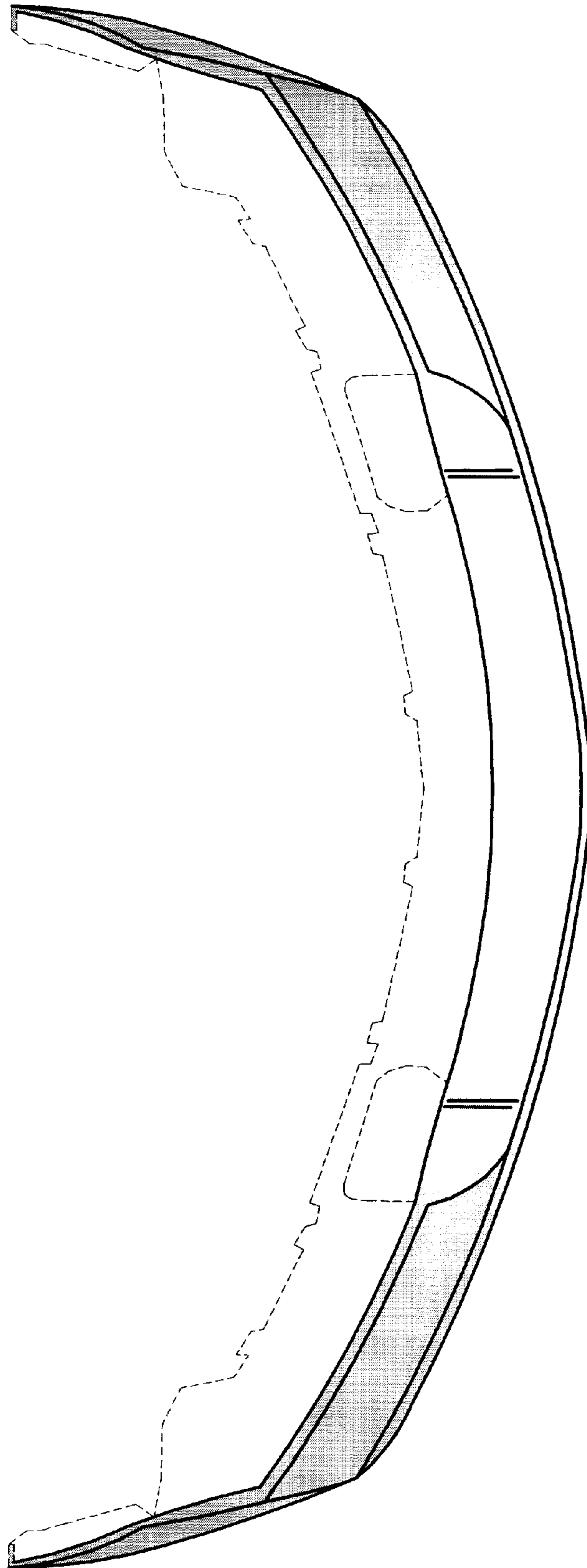
**FIG - 1**



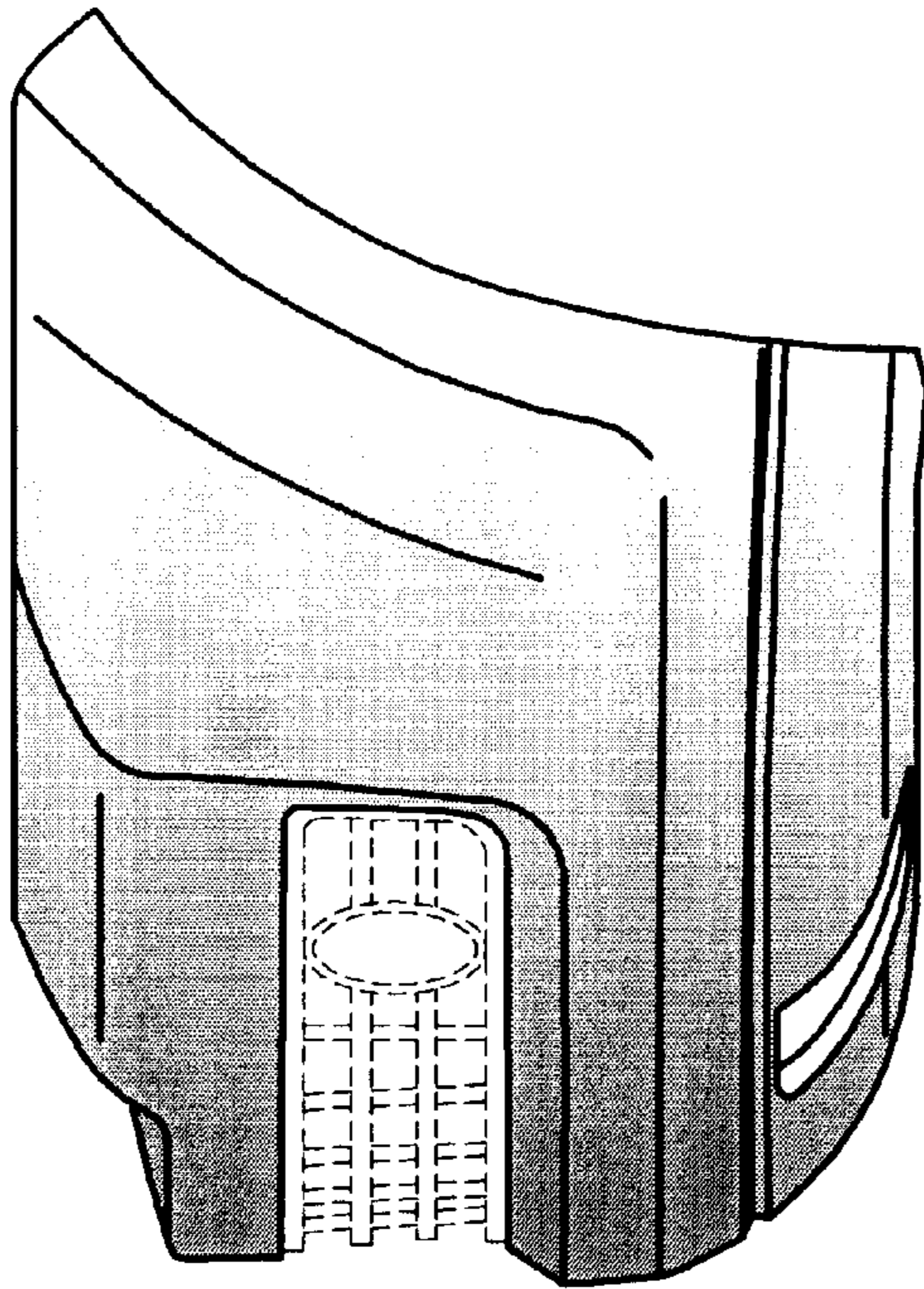
**FIG - 2**



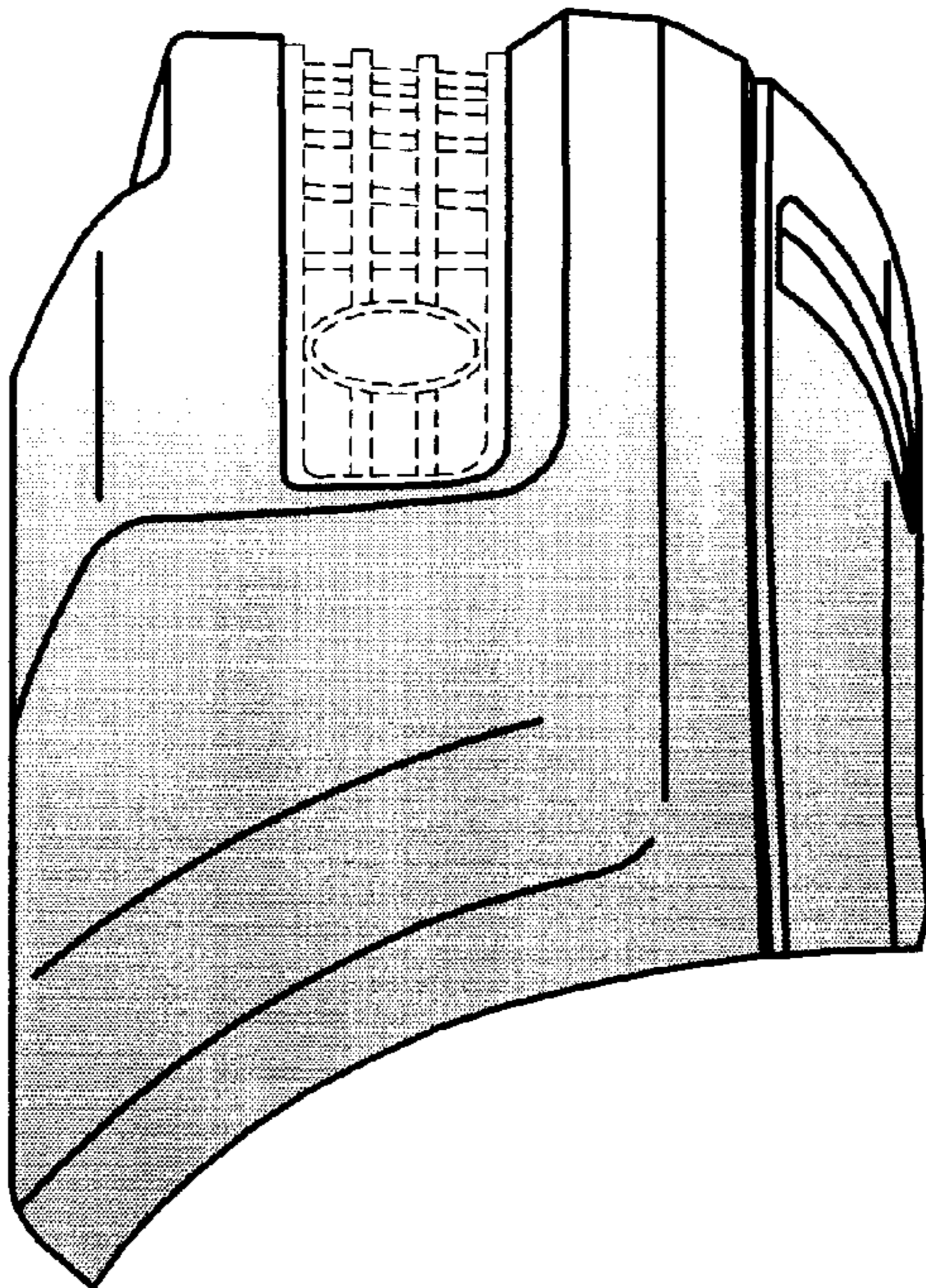
**FIG - 3**



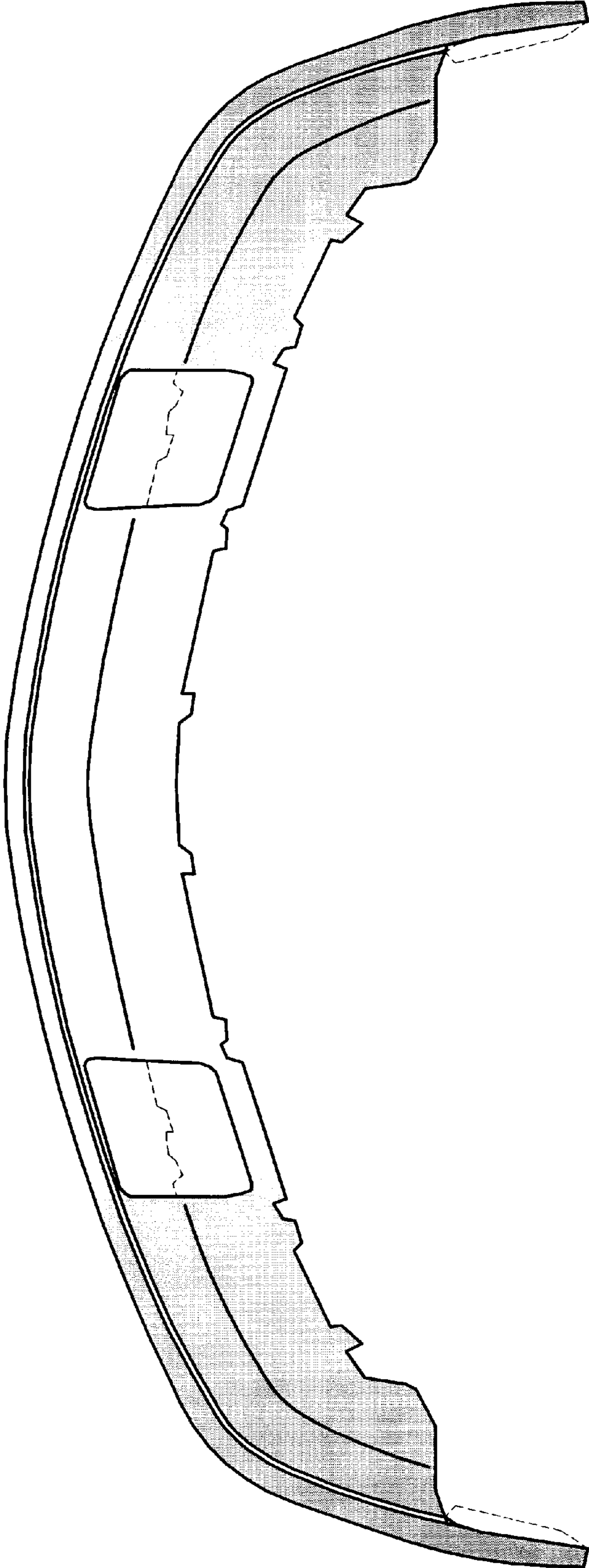
**FIG - 4**



**FIG - 6**



**FIG - 5**



**FIG - 7**