

US00D540720S

(12) **United States Design Patent** (10) **Patent No.:** **US D540,720 S**
Golden et al. (45) **Date of Patent:** **** Apr. 17, 2007**

(54) **VEHICLE GRILLE**

(75) Inventors: **Edward Golden**, Pinckney, MI (US);
Darrell Behmer, Novi, MI (US);
Melvin Betancourt, Shelby Township,
MI (US); **Solomon Song**, Farmington
Hills, MI (US); **Shawn Wehrly**, Royal
Oak, MI (US); **Addam Ebel**, Dearborn,
MI (US); **Sang Kim**, Canton, MI (US);
Garen Nicoghosian, Beverly Hills, MI
(US)

(73) Assignee: **Ford Global Technologies, LLC**,
Dearborn, MI (US)

(**) Term: **14 Years**

(21) Appl. No.: **29/241,411**

(22) Filed: **Oct. 27, 2005**

(51) **LOC (8) Cl.** **12-16**

(52) **U.S. Cl.** **D12/163**

(58) **Field of Classification Search** D12/163,
D12/171, 90-92, 216, 169, 196; 180/68.1,
180/68.6; 296/193.11; 203/102, 113, 115
See application file for complete search history.

(56) **References Cited**

U.S. PATENT DOCUMENTS

D397,065 S	*	8/1998	Uematsu et al.	D12/91
D417,425 S	*	12/1999	Shimazu	D12/196
D422,546 S	*	4/2000	Toyoda	D12/196
D422,547 S	*	4/2000	Kitamura	D12/196
D520,927 S	*	5/2006	Fisker et al.	D12/196

OTHER PUBLICATIONS

AutoWeek.com, *2007 Edge*, Jul. 6, 2005 <http://forums.au-toweek.com/thread.jspa?forumID=235&threadID=17785&messageID=388305>.

TheCarConnection.com, TCC Message Boards —*Concepts, Spy Shots and Future Cars —2007 Ford Edge*, Aug. 11, 2005 <http://forum.thecarconnection.com/showthread.php?t=2416>.

Chicago Tribune —Online Edition, *The 2007 Ford Edge crossover vehicle, derived from the Mazda6 sedan, will make its debut early next year*. Aug. 24, 2005 http://www.chicagotribune.com/classified/automotive/chi-050824mateja-pix_1,5840997.photo?coll=chi-classifiedcars-hed.

Popular Mechanics Online, *PM.com Exclusive: 2 Look-a-like Mules*, Sep. 8, 2005 http://www.popularmechanics.com/automotive/spy_reports/1829262.html.

Edmunds.com, *New Ford Edge Crossover Caught Testing*, Sep. 26, 2005 <http://www.edmunds.com/insideline/do/Features/articleId=107367>.

* cited by examiner

Primary Examiner—Melody N. Brown

(74) *Attorney, Agent, or Firm*—Fredricks Owens

(57) **CLAIM**

The ornamental design for a vehicle grille, as shown and described.

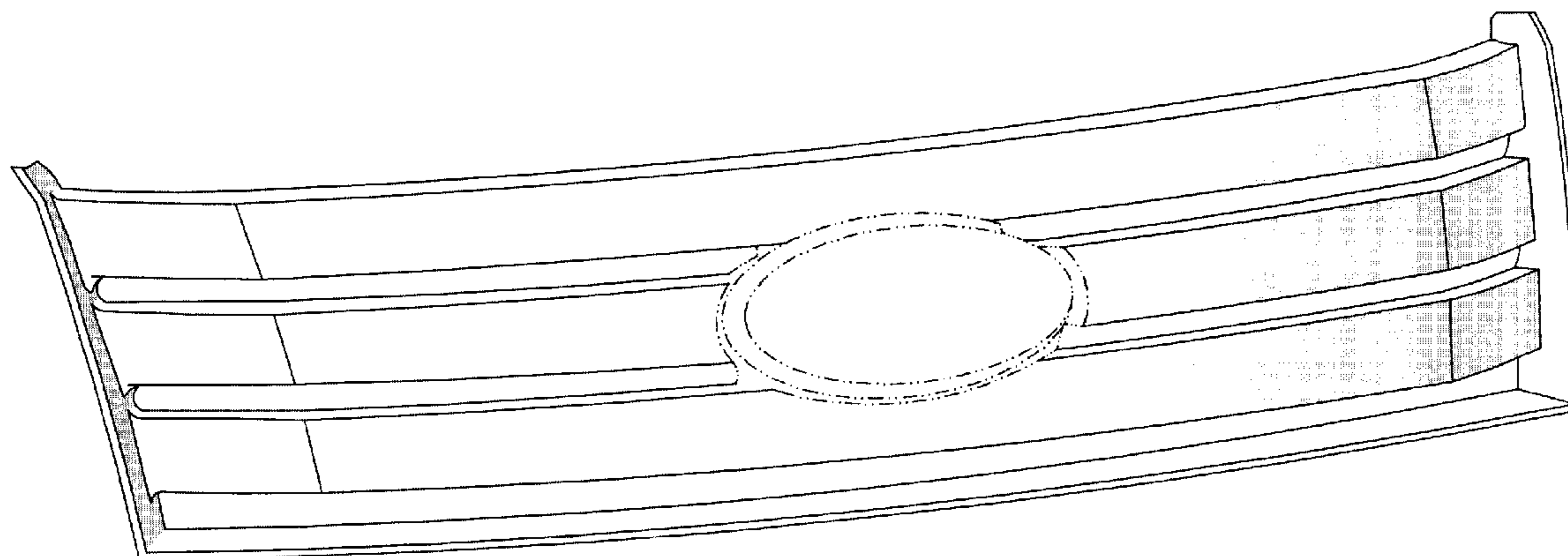
DESCRIPTION

FIG. 1 is a front perspective view of a vehicle grille attached to a vehicle, no part of the vehicle is claimed; FIG. 2 is a perspective view of the vehicle grille; FIG. 3 is a front elevation view of the vehicle grille; FIG. 4 is a right side elevation view of the vehicle grille; and, FIG. 5 is a top plan view of the vehicle grille.

The broken lines are for illustrative purposes only and form no part of the claimed design.

The stippling indicates the curvature of the vehicle grille. The grille comprises three horizontal bar portions. The grille has a broad frontal profile and a thinner side profile. The side profile has an angular upward sweep.

1 Claim, 5 Drawing Sheets



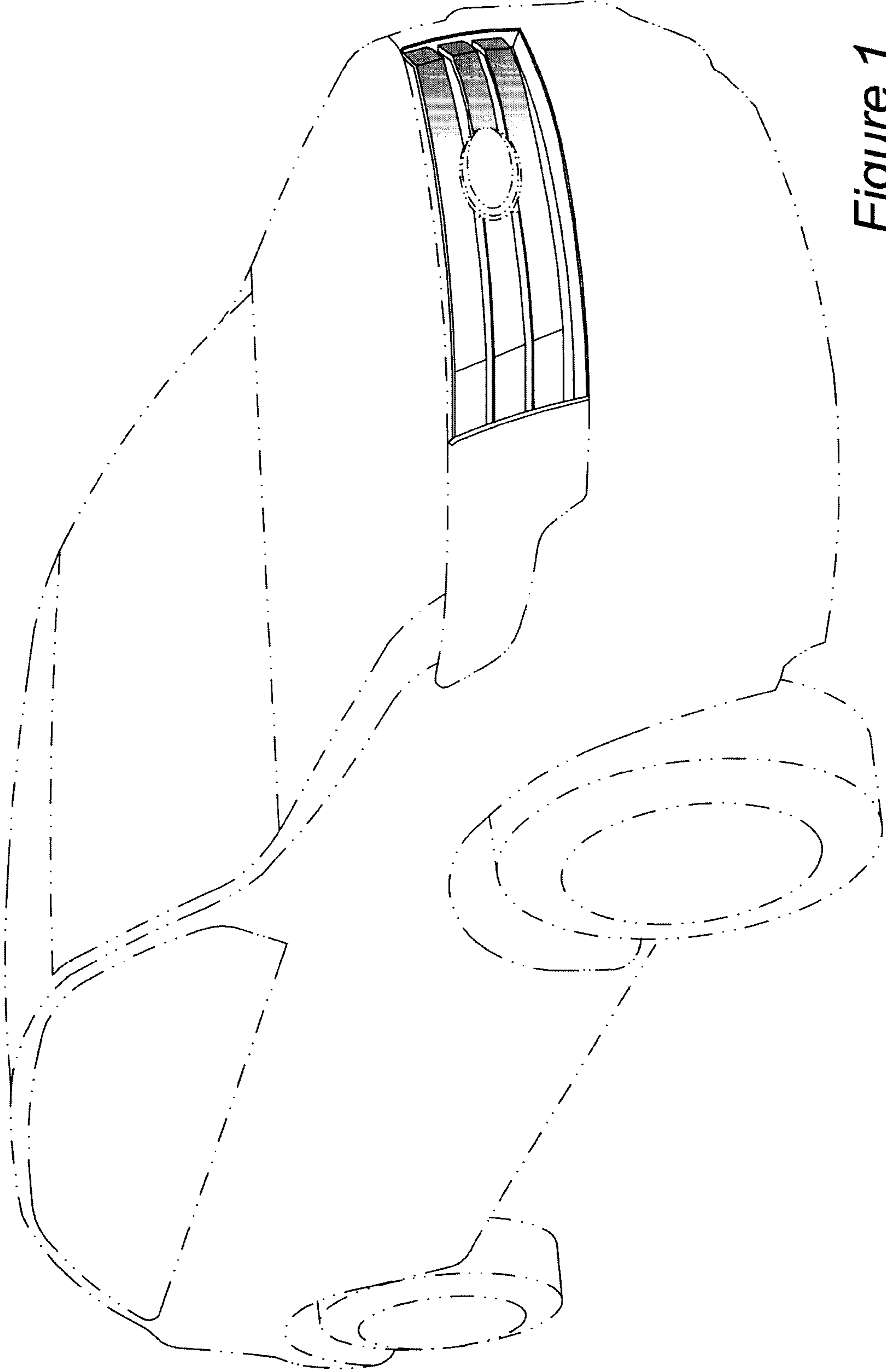


Figure 1

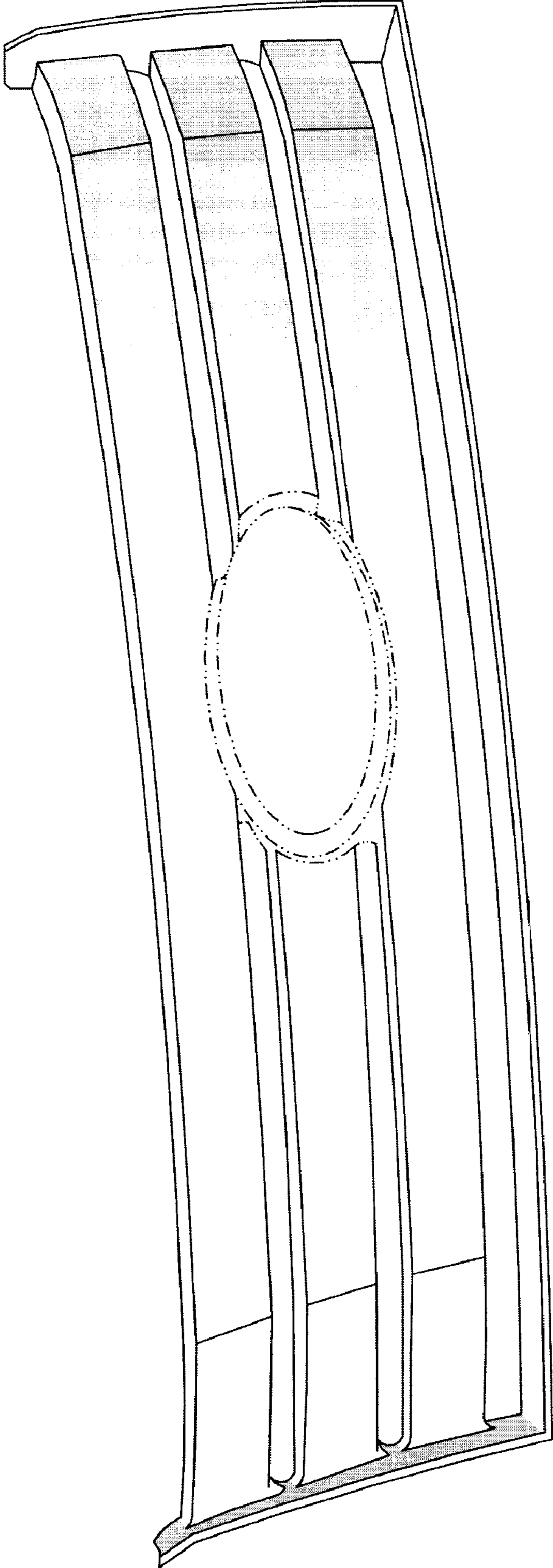


Figure 2

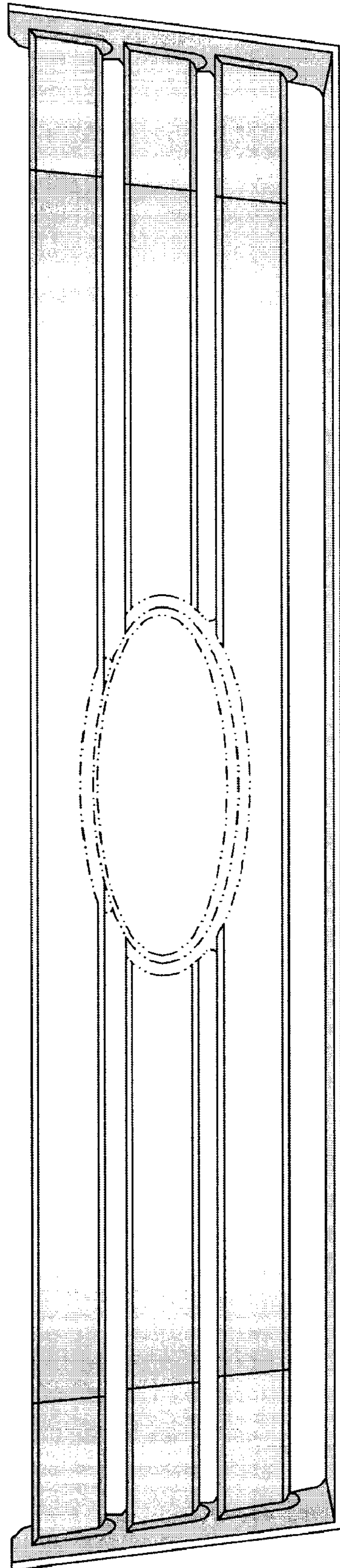


Figure 3

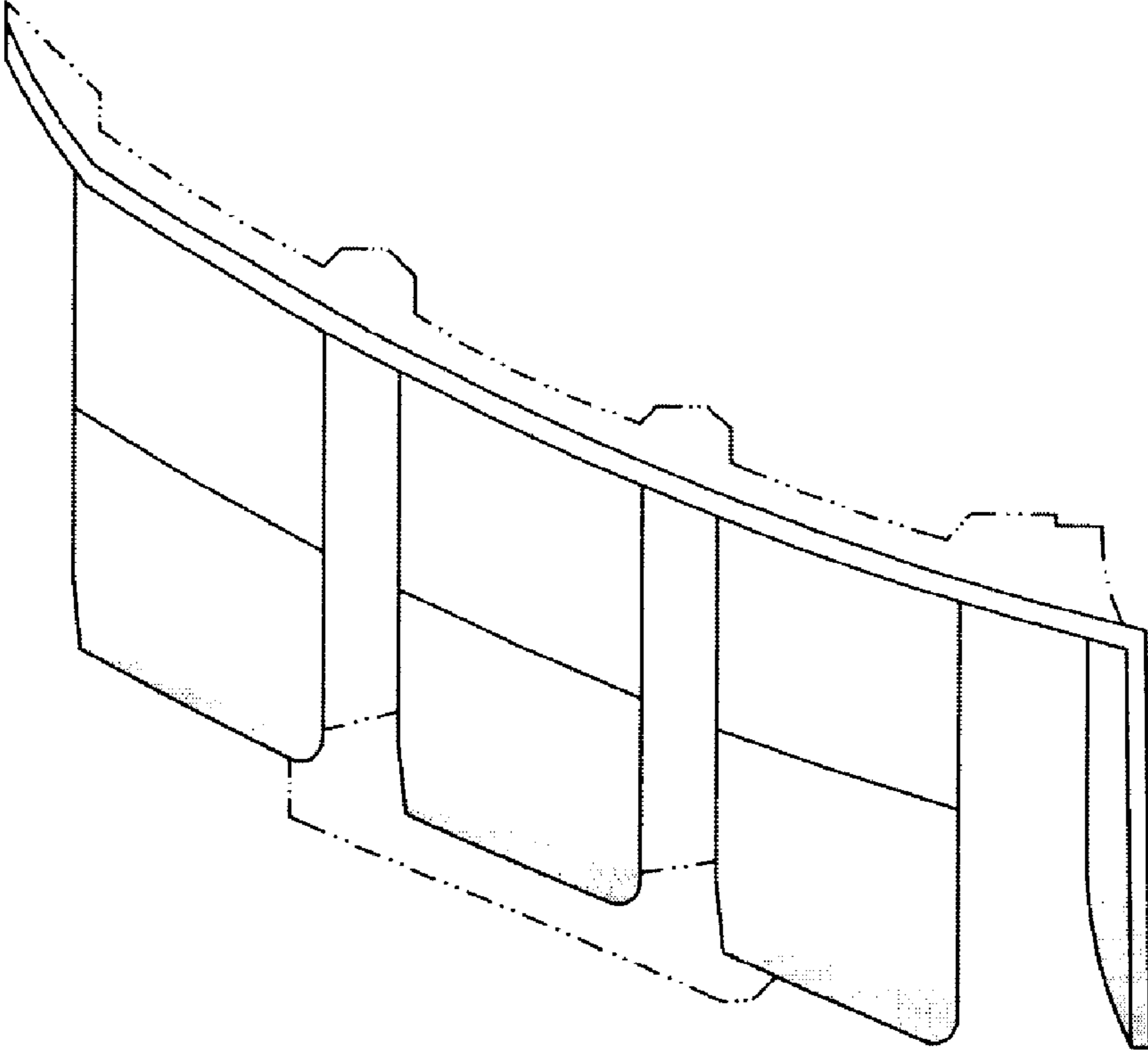


Figure 4

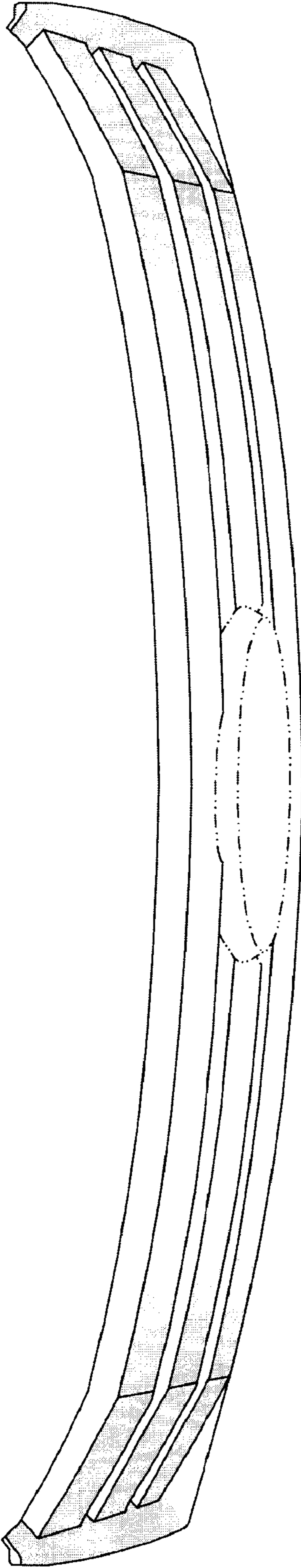


Figure 5