

US00D540710S

(12) **United States Design Patent**  
**Charrin**

(10) **Patent No.:** **US D540,710 S**

(45) **Date of Patent:** **\*\* Apr. 17, 2007**

(54) **FLOWER ARRANGEMENT HOLDER**

(76) Inventor: **Philippe Charrin**, Les Chirouzes,  
F-26600 Beaumont-Montoux (FR)

(\*\*) Term: **14 Years**

(21) Appl. No.: **29/263,122**

(22) Filed: **Jul. 17, 2006**

**Related U.S. Application Data**

(62) Division of application No. 29/210,186, filed on Jul. 28,  
2004.

(51) **LOC (8) Cl.** ..... **11-02**

(52) **U.S. Cl.** ..... **D11/147**

(58) **Field of Classification Search** ..... D11/142-149,  
D11/152-156; D6/553, 556; D7/503, 509,  
D7/514, 560, 564, 565, 571-581, 603; D9/516,  
D9/549, 557-561, 600, 601, 643, 644, 655-664,  
D9/669, 712; D19/75, 77, 81, 84; D26/9,  
D26/11; 47/41.01, 41.1, 41.12, 65.5, 66.1,  
47/66.6, 66.7, 67, 69, 72; 215/376, 382, 387;  
220/568, 574

See application file for complete search history.

(56) **References Cited**

**U.S. PATENT DOCUMENTS**

104,418 A \* 6/1870 Brunson ..... 47/32.5

1,704,801 A \* 3/1929 Miller ..... 47/30  
2,062,410 A \* 12/1936 Garcia ..... 47/30  
4,203,180 A \* 5/1980 Striplin ..... 47/41.01  
D362,827 S \* 10/1995 Weder et al. .... D11/143  
6,098,348 A \* 8/2000 Weaver ..... 52/101  
D435,626 S \* 12/2000 Benini ..... D22/116  
D452,894 S \* 1/2002 Benini ..... D22/116  
D522,404 S \* 6/2006 Kerdil ..... D11/143

\* cited by examiner

*Primary Examiner*—Robert M. Spear

*Assistant Examiner*—Garth Rademaker

(74) *Attorney, Agent, or Firm*—Polster, Lieder, Woodruff &  
Lucchesi, L.C.

(57) **CLAIM**

The ornamental designs for a flower arrangement holder, as  
shown and described.

**DESCRIPTION**

FIG. 1 is a perspective view of a flower arrangement holder  
according to the present invention.


FIG. 2 is a top plan view thereof.

FIG. 3 is a bottom plan view thereof; and,

FIG. 4 is a second perspective view thereof, shown in an  
environment.

The broken line showing in FIG. 4 is for illustrative pur-  
poses only and forms no part of the claimed design.

**1 Claim, 2 Drawing Sheets**



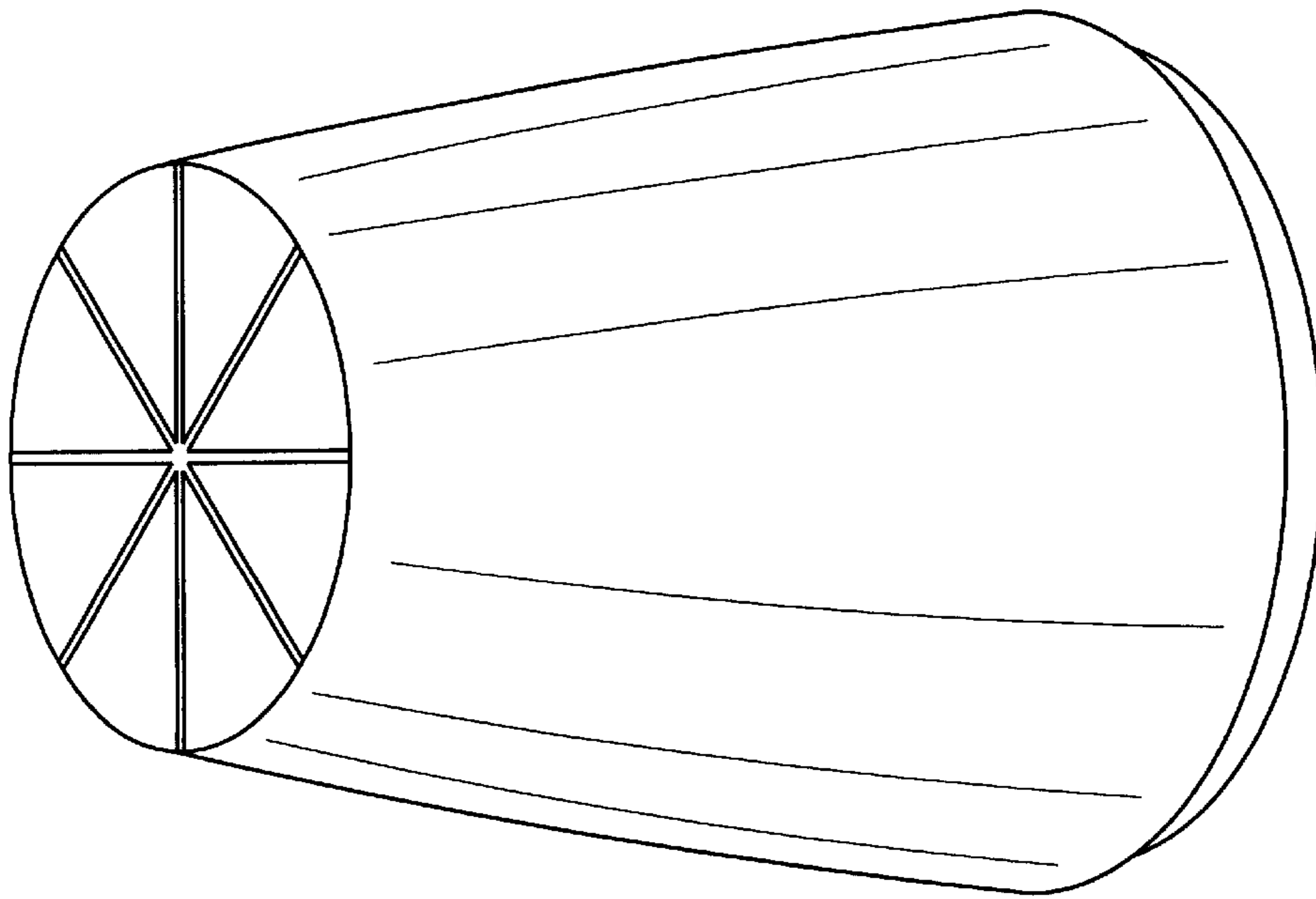


FIG. 1




FIG. 2

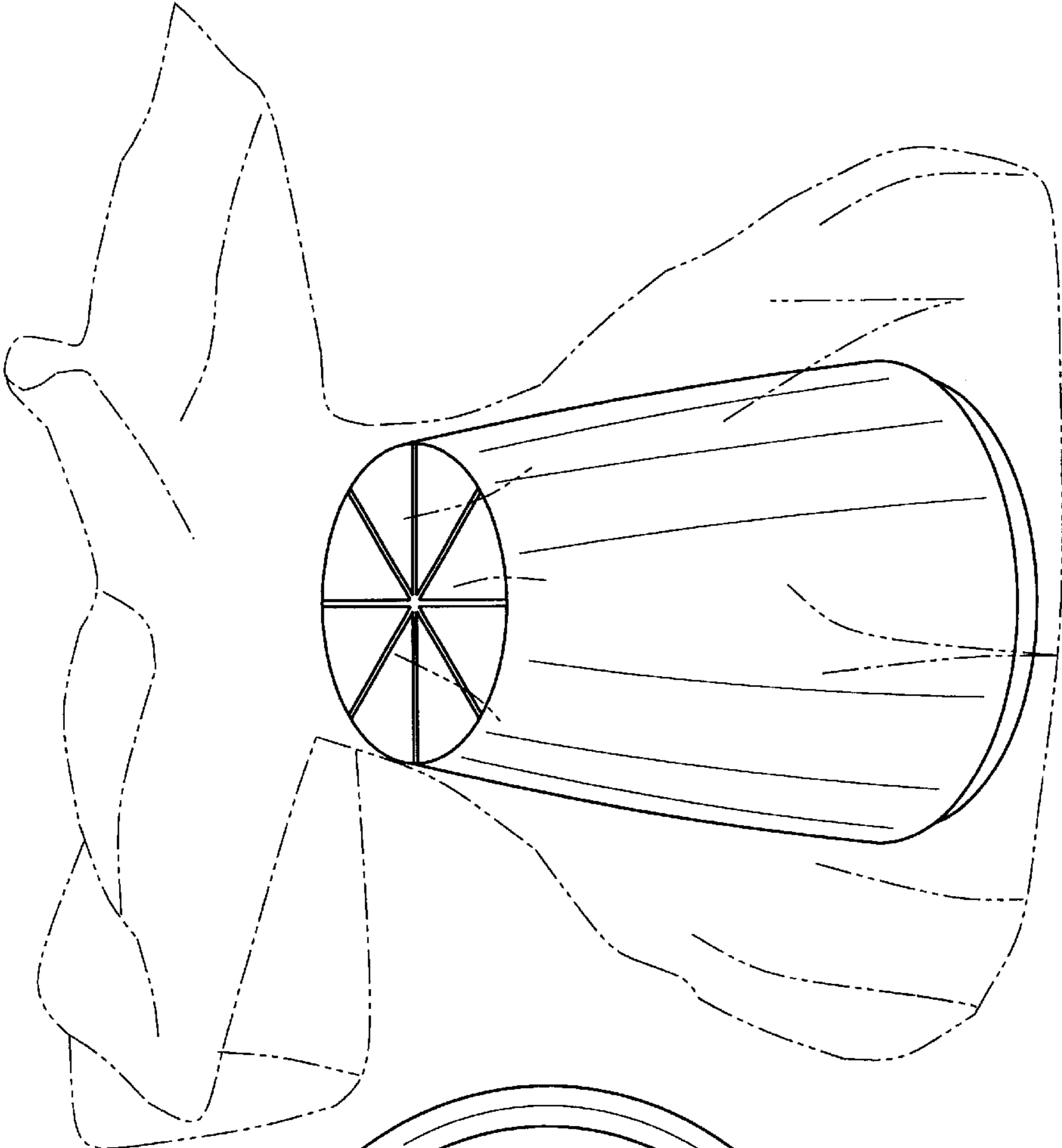


FIG. 4

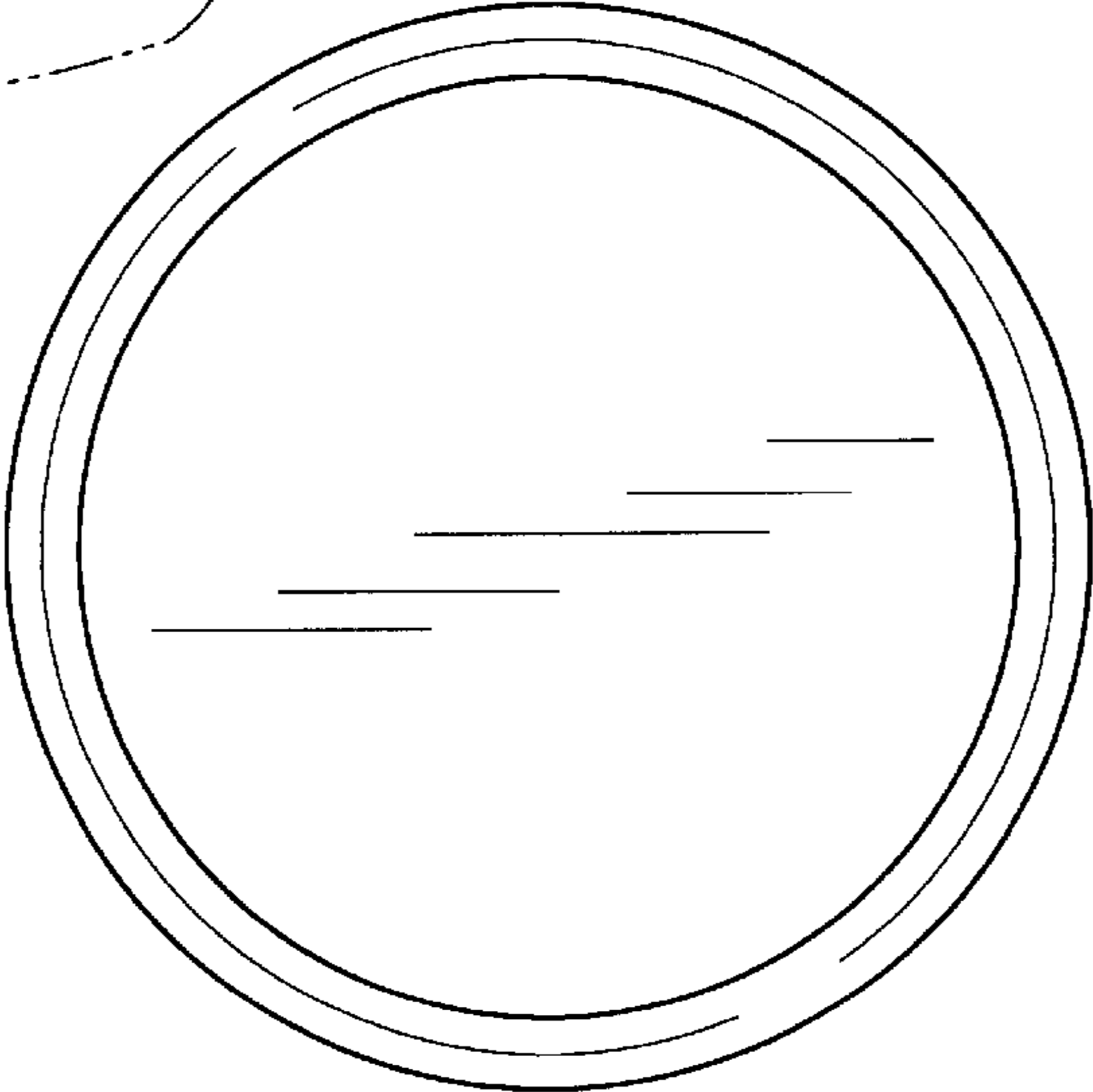


FIG. 3