



US00D540697S

(12) **United States Design Patent**
Kojima

(10) **Patent No.:** **US D540,697 S**

(45) **Date of Patent:** **** Apr. 17, 2007**

(54) **WRIST WATCH**

(75) Inventor: **Kenji Kojima**, Oume (JP)

(73) Assignee: **Casio Keisanki Kabushiki Kaisha**,
Tokyo (JP)

(**) Term: **14 Years**

(21) Appl. No.: **29/257,503**

(22) Filed: **Apr. 5, 2006**

(51) **LOC (8) Cl.** **10-02**

(52) **U.S. Cl.** **D10/32**

(58) **Field of Classification Search** D10/30-39,
D10/122-132; 368/276-278, 281-283, 285,
368/232, 28-30, 82-84, 223, 228, 239-242,
368/21; D11/3-5, 19; 224/164, 168, 175
See application file for complete search history.

(56) **References Cited**

U.S. PATENT DOCUMENTS

- D301,840 S * 6/1989 Houlihan D10/30
- D407,340 S * 3/1999 Moriai D11/3
- D410,406 S * 6/1999 Iwamoto et al. D11/3
- D439,527 S * 3/2001 Kennedy D10/30

- 6,233,203 B1 * 5/2001 Kawata 368/10
- D454,505 S * 3/2002 Sato D10/32
- D503,115 S * 3/2005 Goto et al. D10/32
- D514,456 S * 2/2006 Kojima D10/38
- D515,945 S * 2/2006 Goto et al. D10/32
- D519,855 S * 5/2006 Tonohori D10/32
- D527,281 S * 8/2006 Kojima et al. D10/32

* cited by examiner

Primary Examiner—Lucy Lieberman

(74) *Attorney, Agent, or Firm*—Frishauf, Holtz, Goodman
& Chick, P.C.

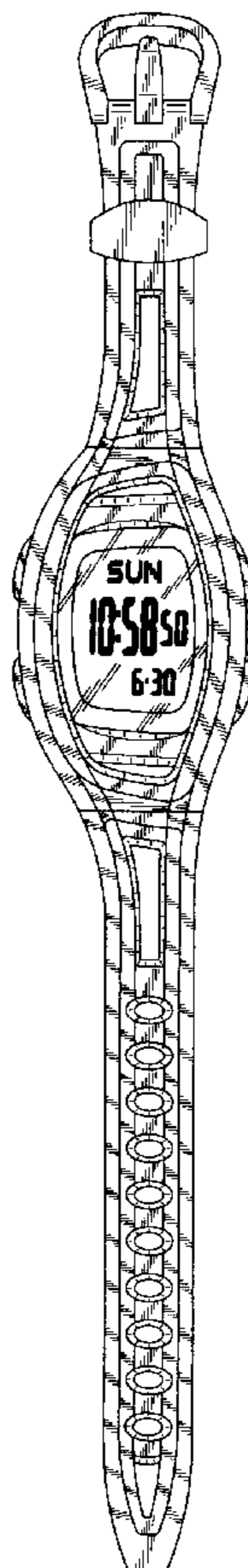
(57) **CLAIM**

The ornamental design for a wrist watch, as shown.

DESCRIPTION

FIG. 1 is a front, right side, bottom perspective view of a wrist watch showing my new design;
 FIG. 2 is a front elevational view thereof;
 FIG. 3 is a rear elevational view thereof;
 FIG. 4 is a left side view thereof;
 FIG. 5 is a right side view thereof;
 FIG. 6 is a top plan view thereof; and,
 FIG. 7 is a bottom plan view thereof.

1 Claim, 6 Drawing Sheets



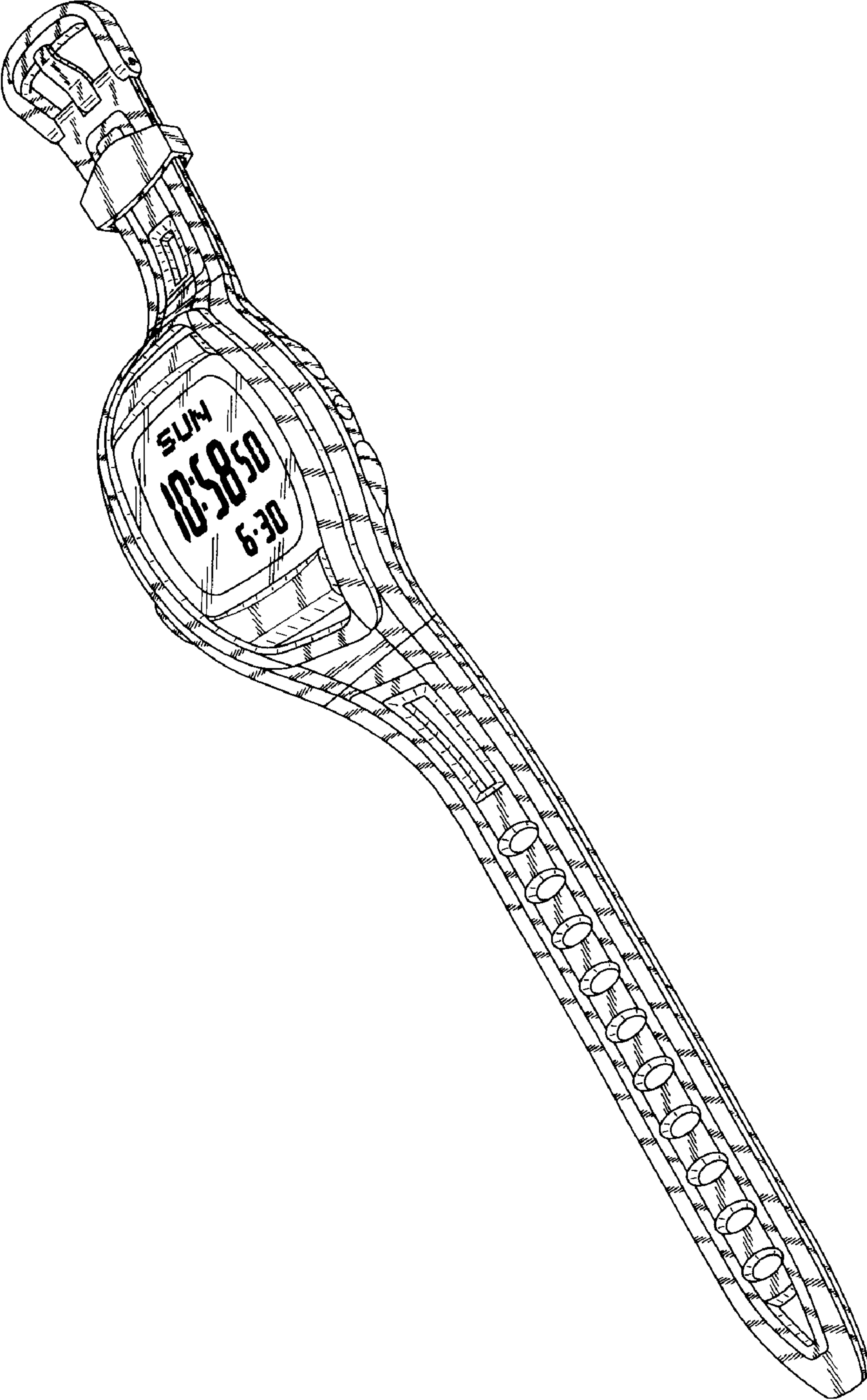


FIG. 1

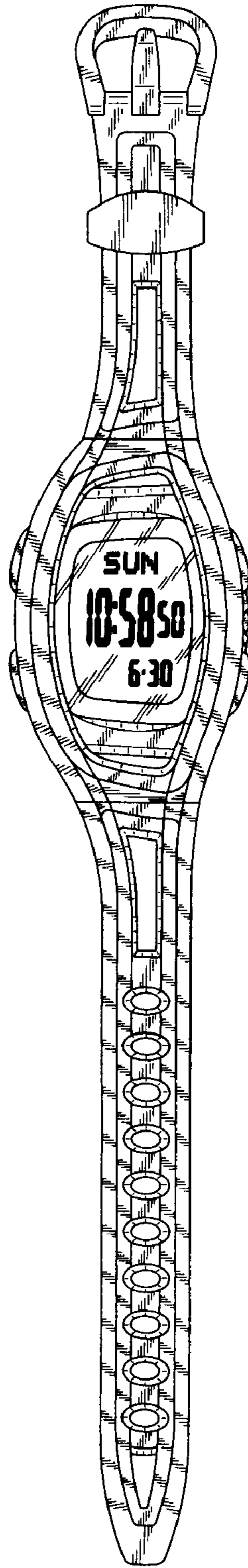


FIG. 2

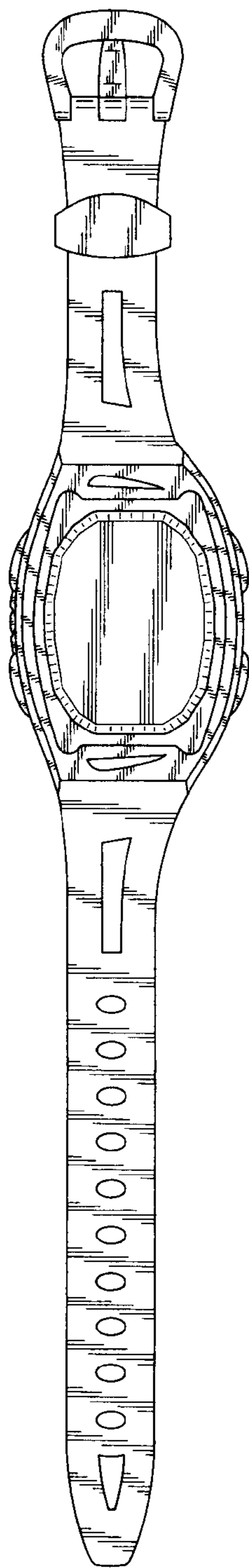


FIG. 3

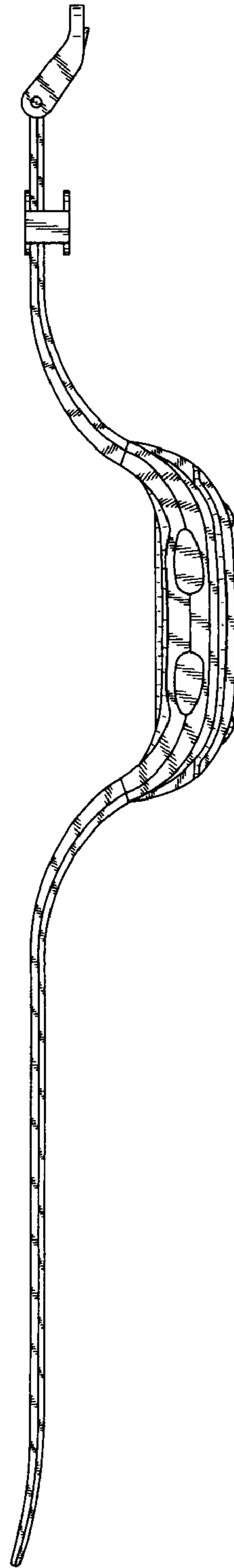


FIG. 4

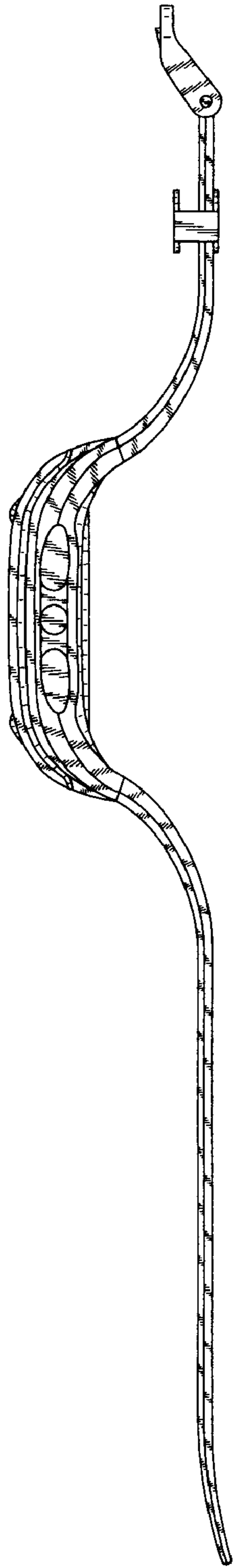


FIG. 5

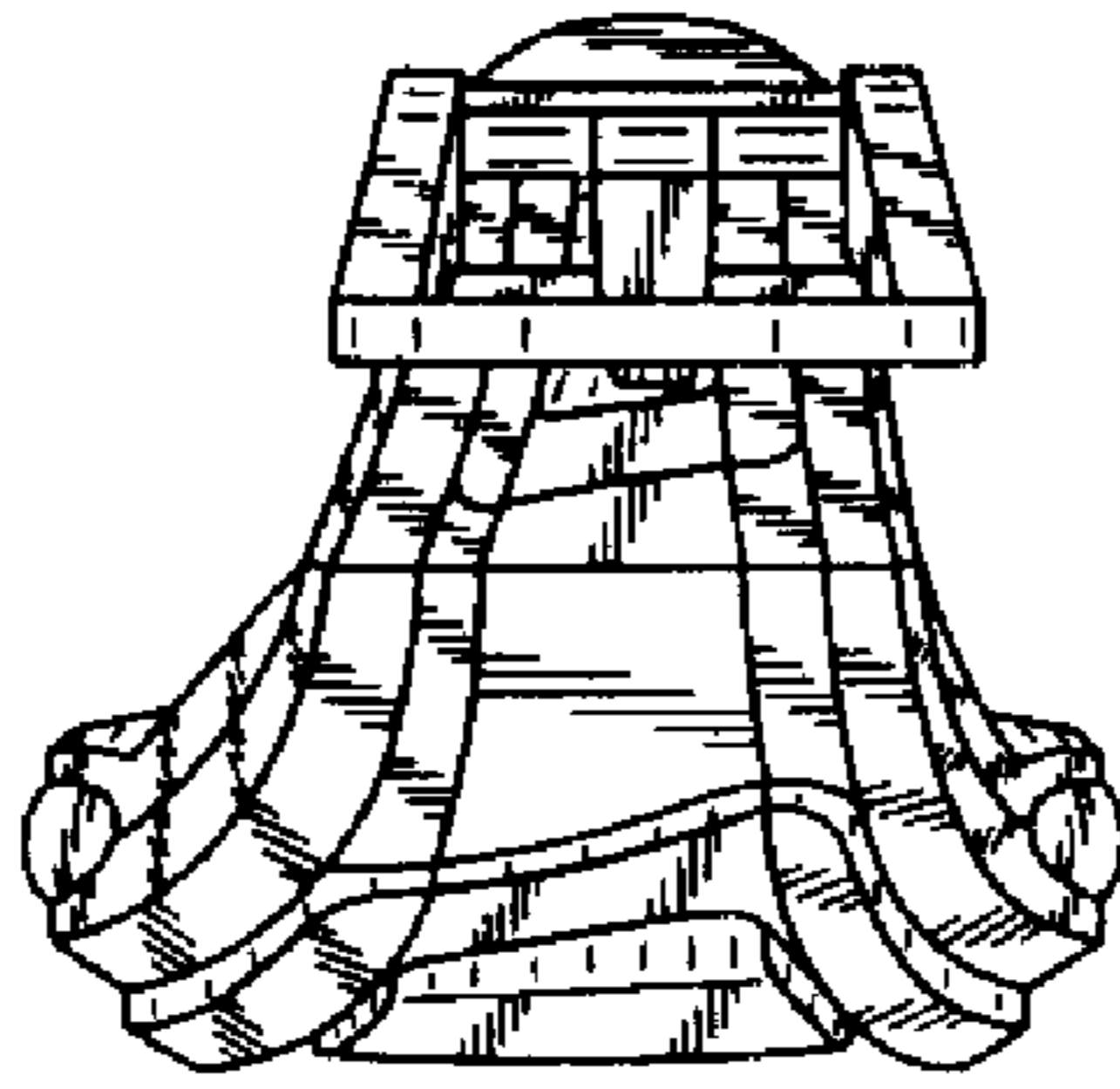


FIG. 6

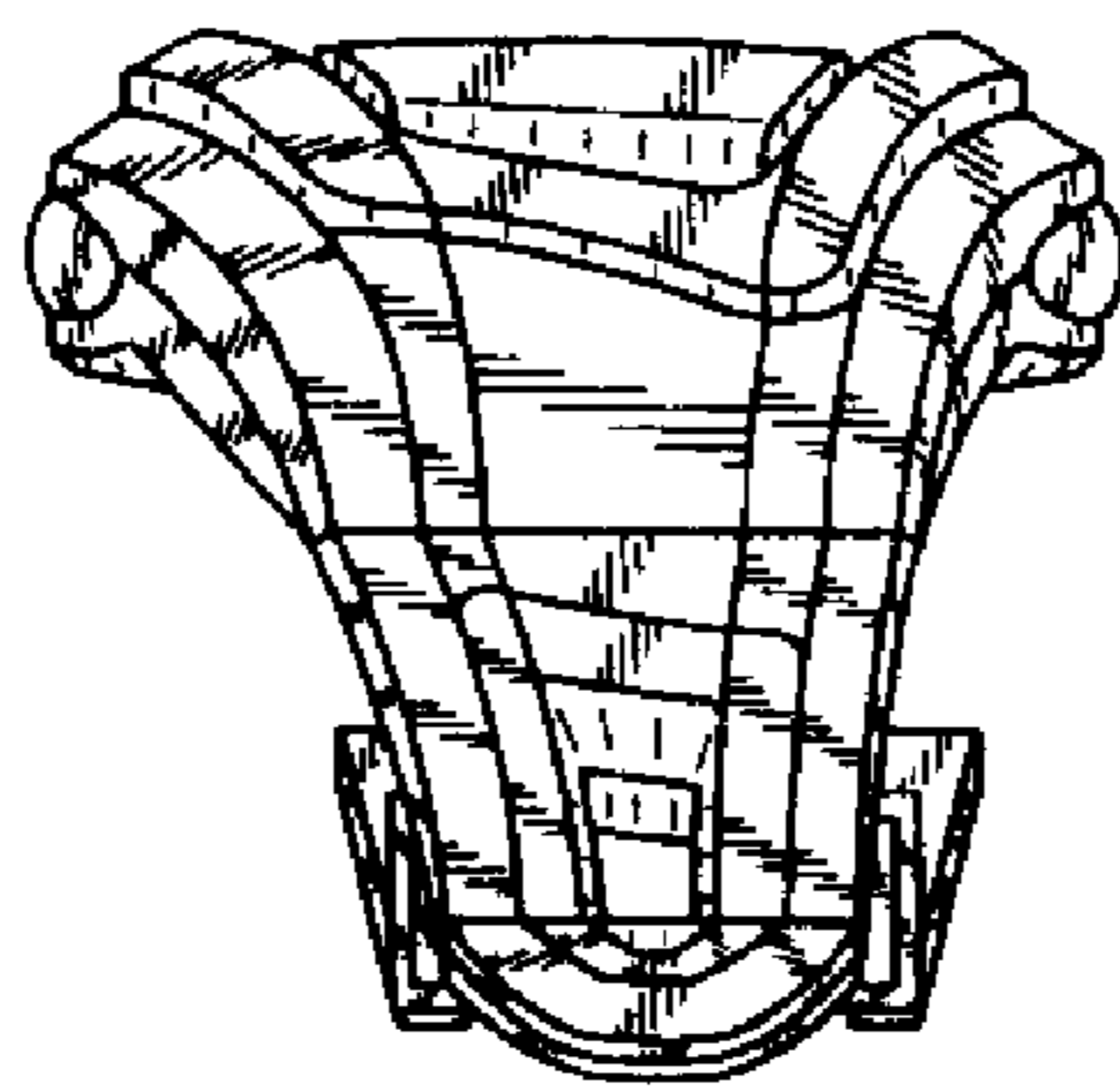


FIG. 7