

US00D540687S

(12) **United States Design Patent** (10) **Patent No.:** **US D540,687 S**
Egawa (45) **Date of Patent:** **** Apr. 17, 2007**

(54) **CONTAINER**

(75) Inventor: **Tsutomu Egawa**, Tokyo (JP)

(73) Assignee: **Otsuka Pharmaceutical Co., Ltd.**,
Tokyo (JP)

(**) Term: **14 Years**

D414,423 S	*	9/1999	Lerolle	D9/529
D426,466 S	*	6/2000	Nevins et al.	D9/529
D471,820 S	*	3/2003	Faillant-Dumas	D9/529
D481,952 S	*	11/2003	Orsomando	D9/529
D484,792 S	*	1/2004	Sgariboldi	D9/694
D505,591 S	*	5/2005	Bodum	D7/507
D510,527 S	*	10/2005	Tune	D9/684
D518,381 S	*	4/2006	Egawa	D9/504

(21) Appl. No.: **29/241,217**

(22) Filed: **Oct. 26, 2005**

(30) **Foreign Application Priority Data**

Apr. 27, 2005 (JP) 2005-015847

(51) **LOC (8) Cl.** **09-01**

(52) **U.S. Cl.** **D9/529**

(58) **Field of Classification Search** D9/529,
D9/521, 682, 686, 687, 688, 689, 690, 691,
D9/692, 693, 694, 516, 434, 549, 558, 551,
D9/564, 723, 727, 728, 729; 215/215, 221,
215/222

See application file for complete search history.

(56) **References Cited**

U.S. PATENT DOCUMENTS

D60,206 S	*	1/1922	Abbott	D9/781
D235,032 S	*	4/1975	Atkins	D9/529
D268,097 S	*	3/1983	Thompson	D9/529
D278,599 S	*	4/1985	Lane	D9/529
D301,837 S	*	6/1989	Peterson et al.	D9/529
D302,659 S	*	8/1989	Peterson et al.	D9/529
D306,519 S	*	3/1990	Nakata	D3/206
5,044,550 A	*	9/1991	Lamm	229/160.1
D342,677 S	*	12/1993	Cazaudehore	D9/529
D351,043 S	*	9/1994	Parker et al.	D27/154
D366,346 S	*	1/1996	Ascolese	D28/76
D367,230 S	*	2/1996	Paglina	D9/529
D373,536 S	*	9/1996	Kokenge et al.	D9/529
D376,105 S	*	12/1996	Thompson	D9/529
D408,293 S	*	4/1999	Bakic	D9/558
D410,570 S	*	6/1999	Lerolle	D28/85

FOREIGN PATENT DOCUMENTS

JP	825601	12/1991
JP	1150726	8/2002
JP	1196469	2/2004
JP	1218281	9/2004
JP	1234322	3/2005

* cited by examiner

Primary Examiner—Stella Reid
Assistant Examiner—Elizabeth J. Oswecki
(74) *Attorney, Agent, or Firm*—Finnegan, Henderson,
Farabow, Garrett & Dunner, L.L.P.

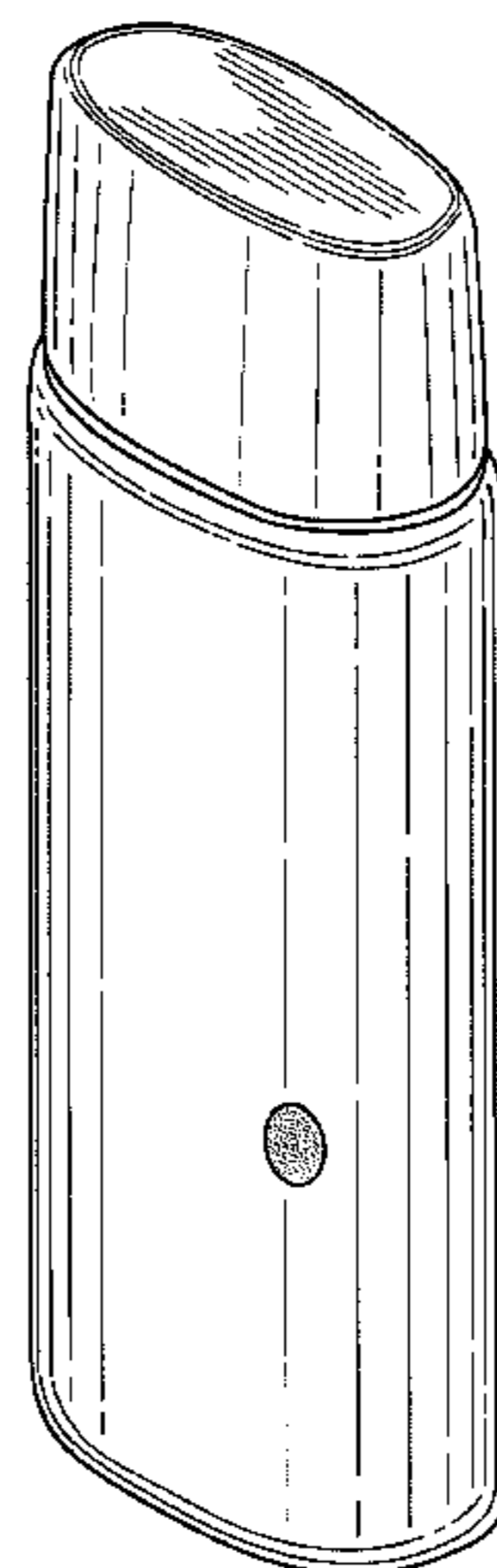
(57) **CLAIM**

The ornamental design for a container, as shown and described.

DESCRIPTION

FIG. 1 is a perspective view of a container showing my new design;
FIG. 2 is a front elevational view;
FIG. 3 is a rear elevational view of FIG. 2;
FIG. 4 is a top plan view of FIG. 2;
FIG. 5 is a bottom plan view of FIG. 2;
FIG. 6 is right side elevational view of FIG. 2; and,
FIG. 7 is a left side elevational view of FIG. 2.
The stippling in the drawings is to show contrasting color.
The broken line showing of the bottom surface of the container is included for the purpose of illustrating FIG. 5 and forms no part of the claimed design.

1 Claim, 4 Drawing Sheets



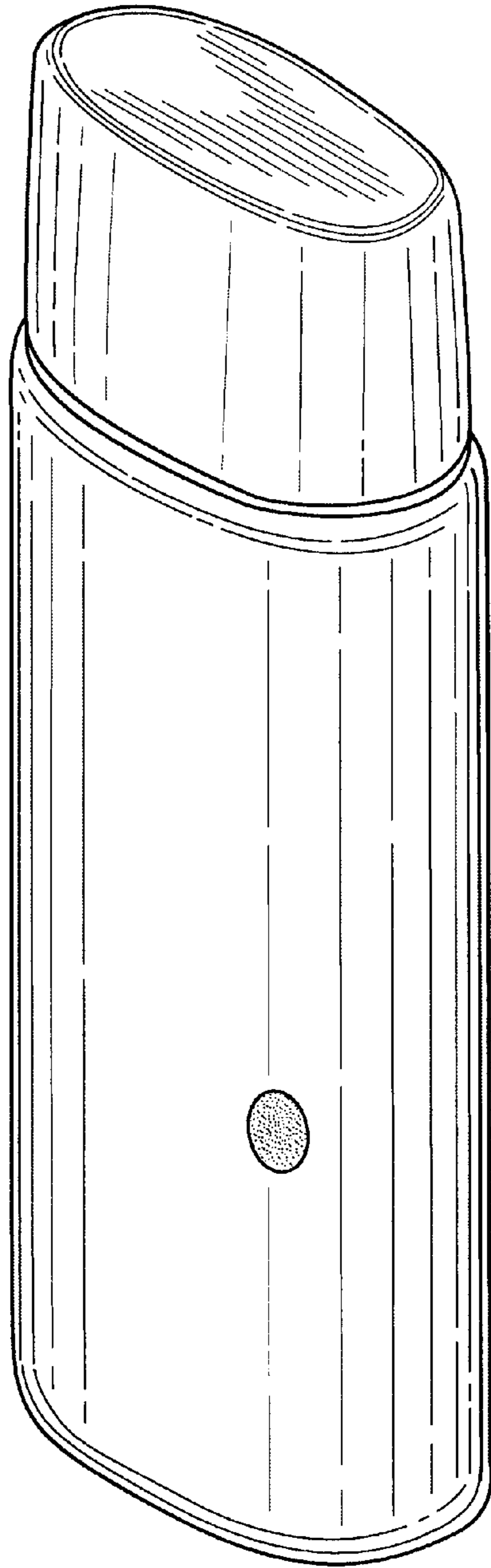


FIG. 1




FIG. 2




FIG. 3

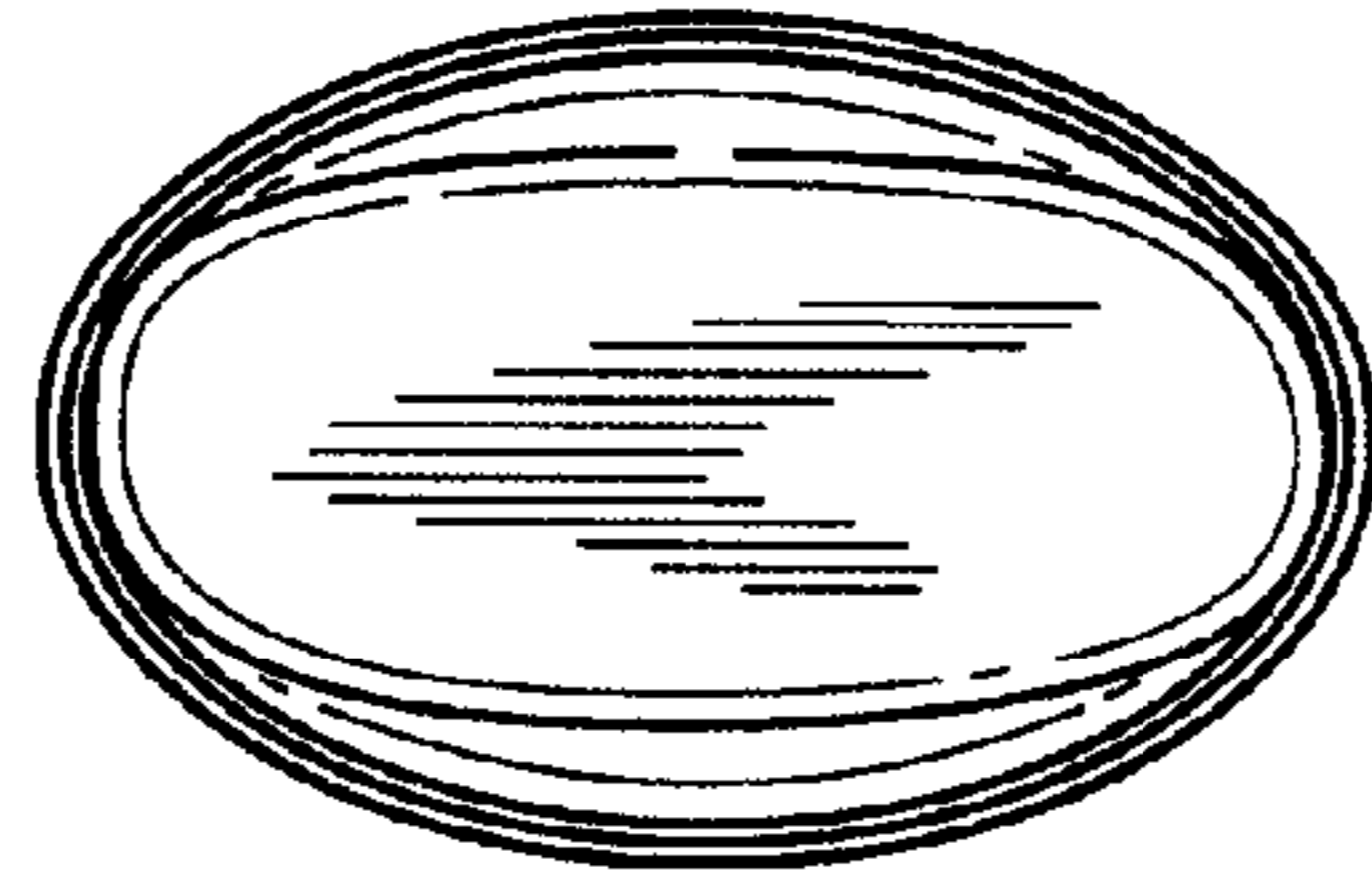


FIG. 4

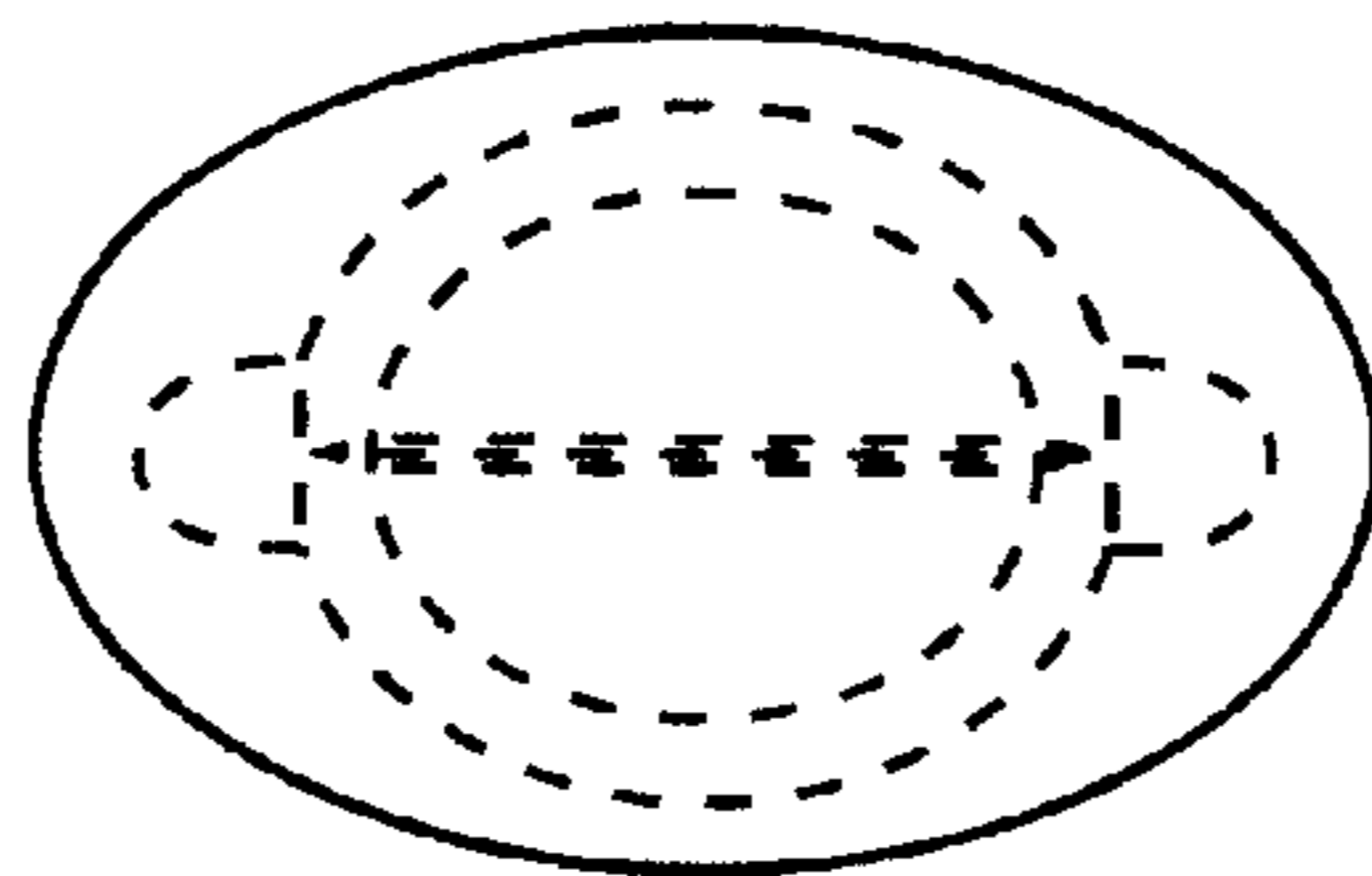


FIG. 5




FIG. 6

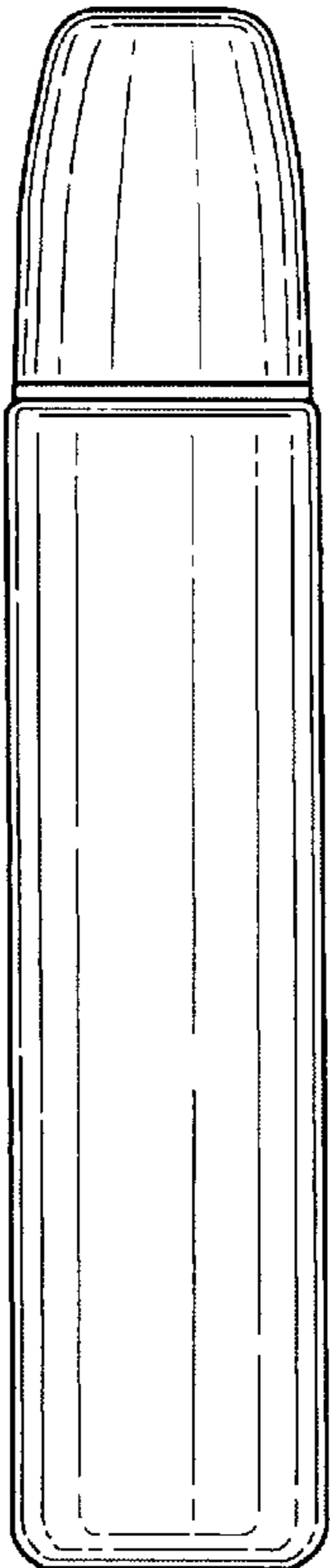


FIG. 7