



US00D540659S

(12) **United States Design Patent**  
**Schmidt**

(10) **Patent No.:** **US D540,659 S**

(45) **Date of Patent:** **\*\* Apr. 17, 2007**

(54) **CONTEMPORARY HOOK**

(75) Inventor: **George Schmidt**, Douglaston, NY (US)

(73) Assignee: **MSA Products, Inc.**, Nyack, NY (US)

(\*\*) Term: **14 Years**

(21) Appl. No.: **29/233,637**

(22) Filed: **Jul. 7, 2005**

(51) **LOC (8) Cl.** ..... **08-05**

(52) **U.S. Cl.** ..... **D8/372; D8/367**

(58) **Field of Classification Search** ..... D8/367,  
D8/372, 373; 248/301, 304; D6/323  
See application file for complete search history.

(56) **References Cited**

**U.S. PATENT DOCUMENTS**

448,224	A	*	3/1891	Glover	.....	29/7
1,120,385	A	*	12/1914	Hunt	.....	248/301
D291,630	S	*	9/1987	Chap	.....	D6/323
D320,119	S	*	9/1991	Chap et al.	.....	D6/323
D322,261	S	*	12/1991	Porter	.....	D15/150

D401,840 S \* 12/1998 Goodman et al. .... D8/367

\* cited by examiner

*Primary Examiner*—Holly H. Baynham

(74) *Attorney, Agent, or Firm*—Gerald E. Hespos; Anthony J. Casella

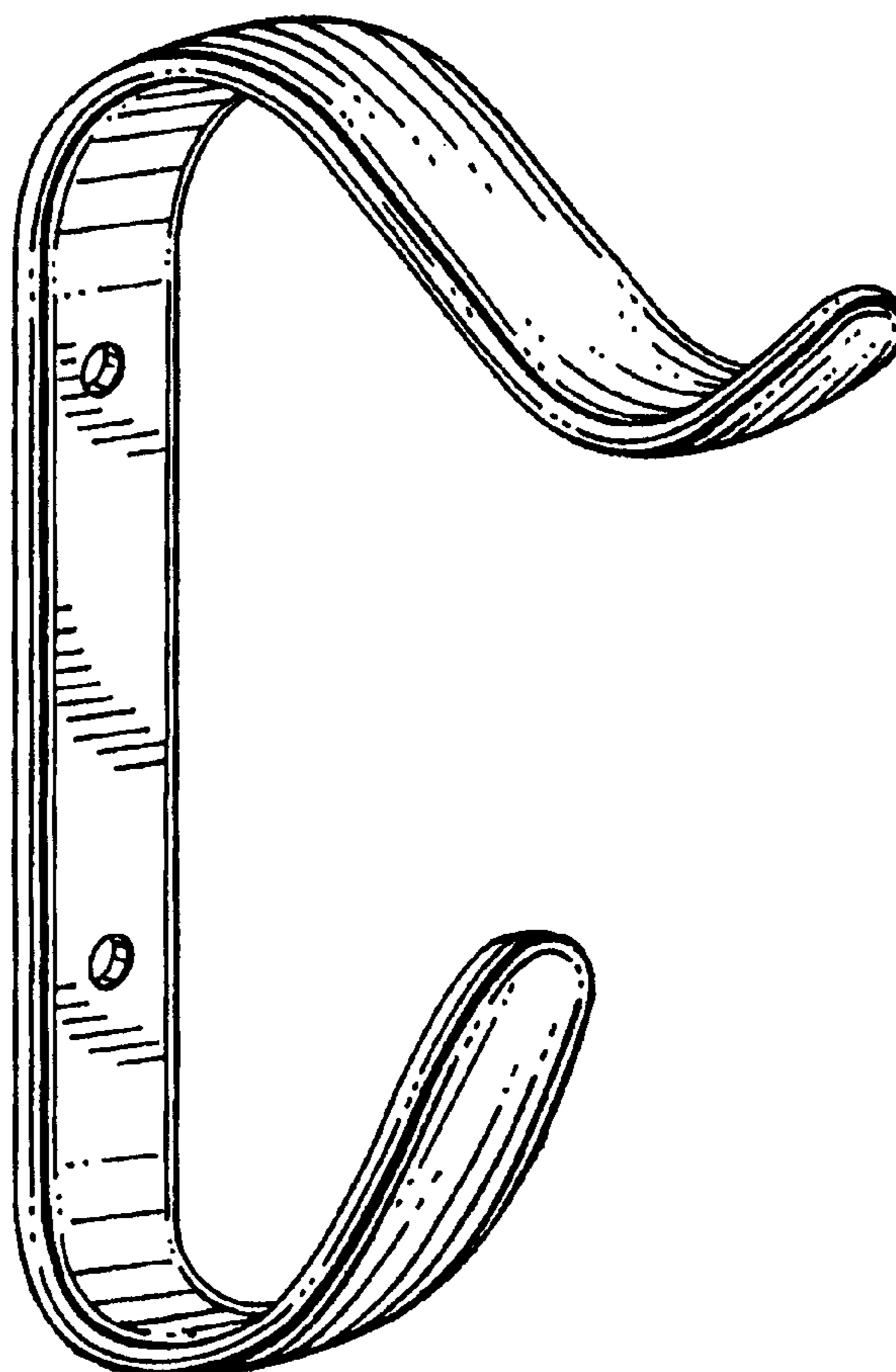
(57) **CLAIM**

The ornamental design of a contemporary hook, as shown and described.

**DESCRIPTION**

FIG. 1 is a perspective view of a contemporary hook in accordance with my design;  
FIG. 2 is a front elevational view thereof;  
FIG. 3 is a top plan view thereof;  
FIG. 4 is a side elevational view thereof as viewed from the right side of FIGS. 2 and 3, with the left side elevational view being a mirror image thereof;  
FIG. 5 is a rear elevational view thereof; and,  
FIG. 6 is a bottom plan view thereof.

**1 Claim, 2 Drawing Sheets**



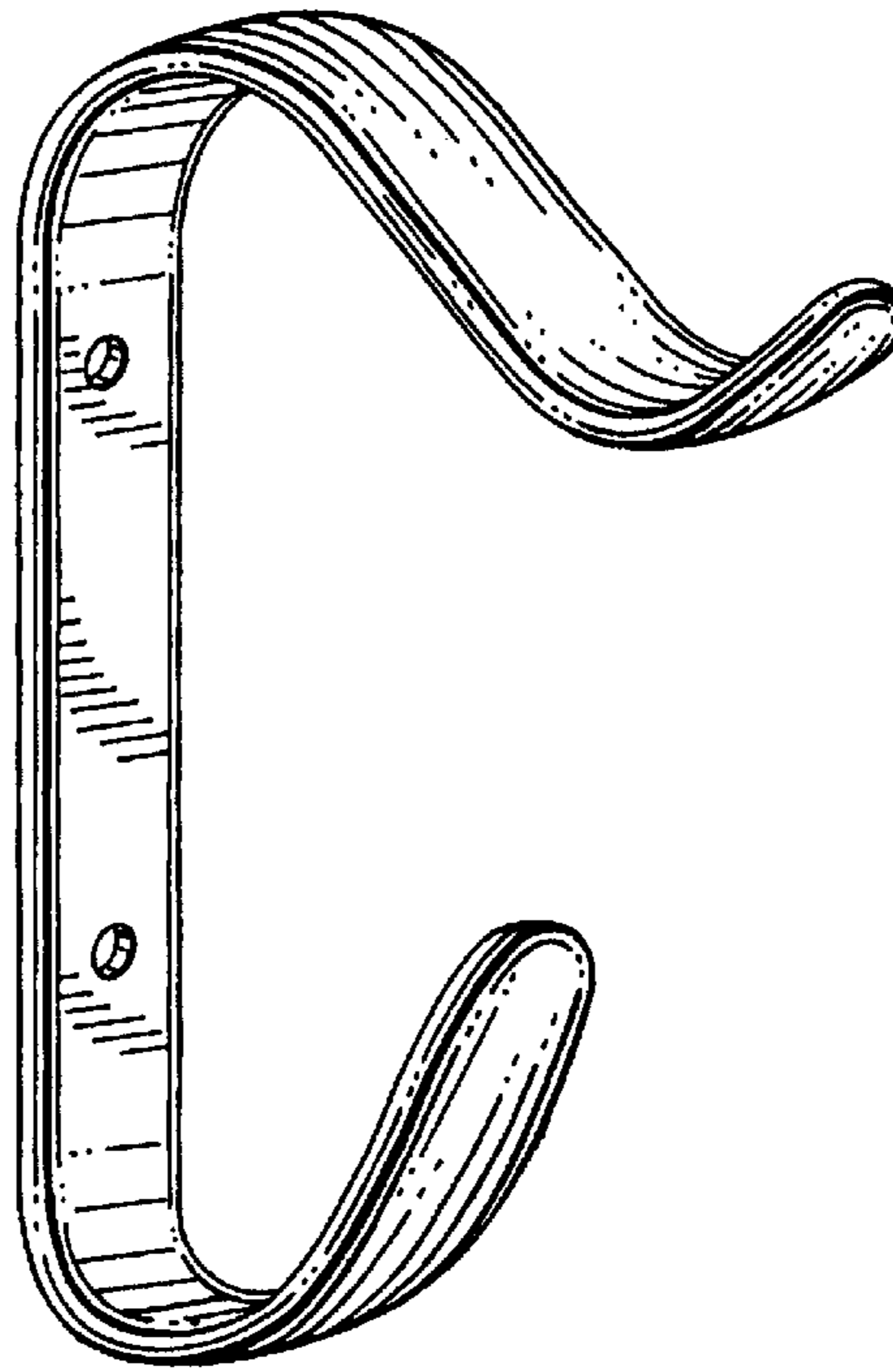


FIG. 1



FIG. 2

FIG.3

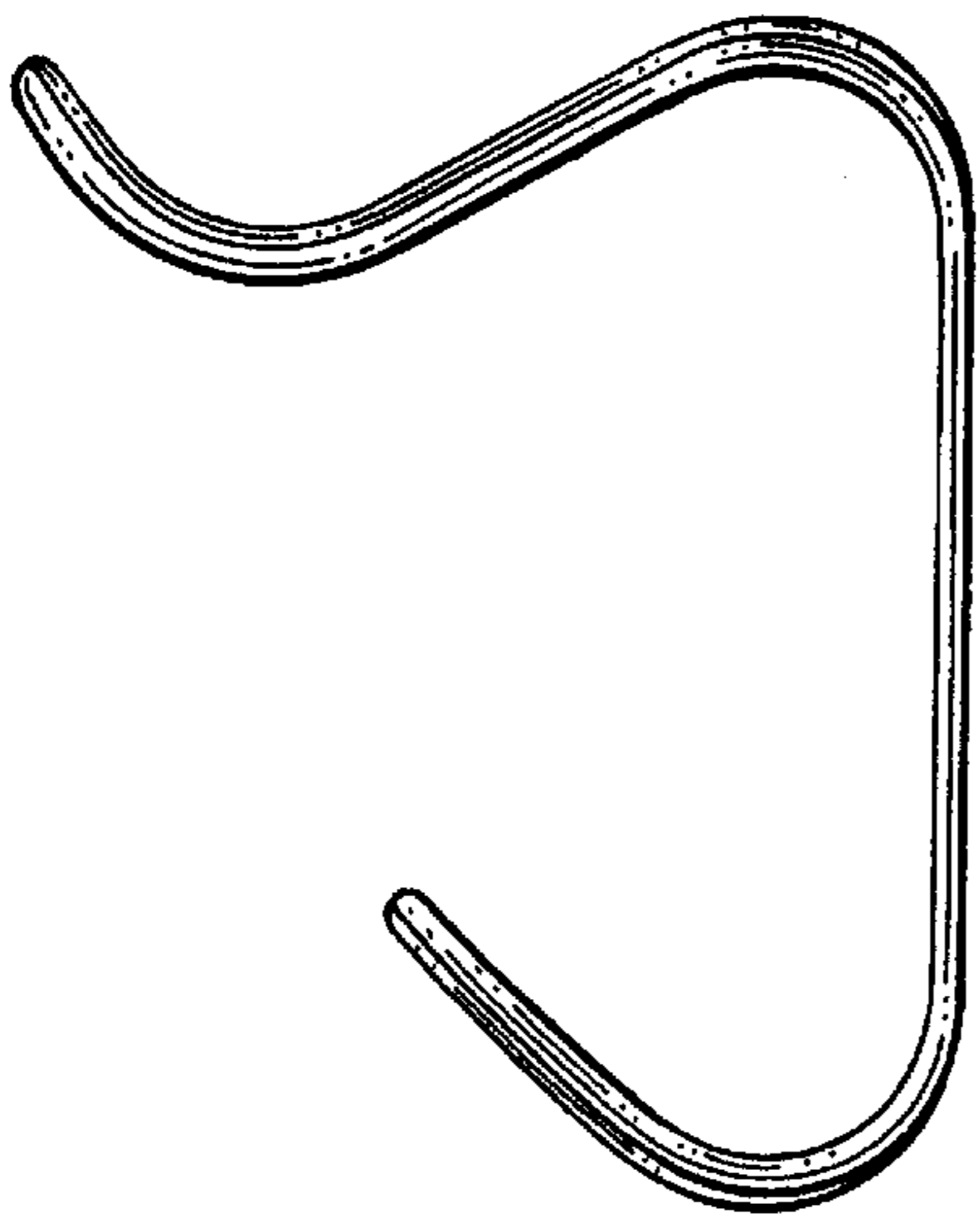


FIG.4

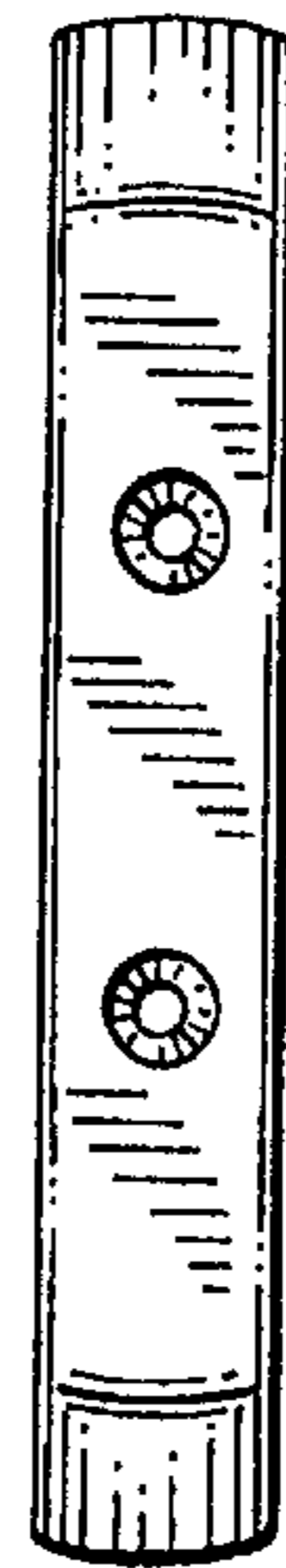


FIG.5

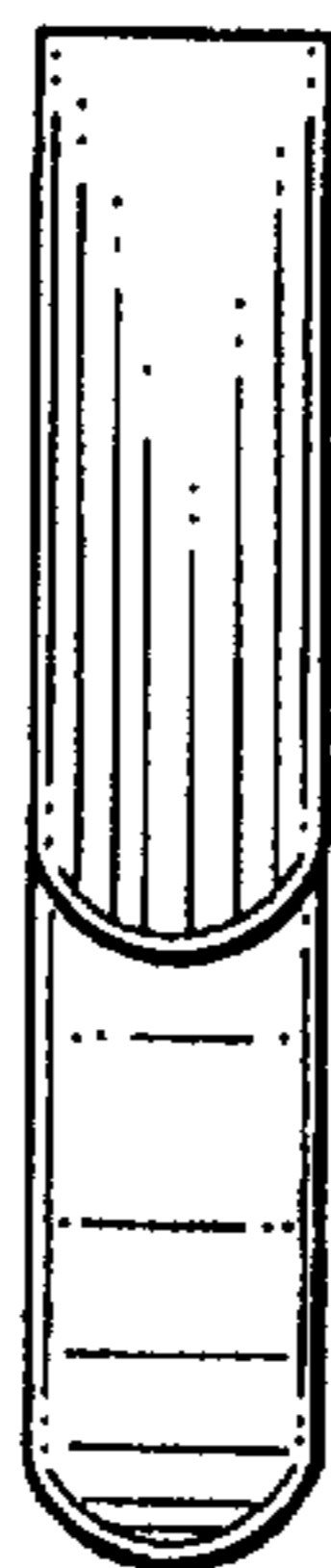


FIG.6