



US00D540655S

(12) **United States Design Patent**
Fabrizi

(10) **Patent No.: US D540,655 S**

(45) **Date of Patent: ** *Apr. 17, 2007**

(54) **COVER PLATE FOR WALL MOUNTING
ELECTRICAL APPARATUS**

(75) Inventor: **Fabrizio Fabrizio**, Bergamo (IT)

(73) Assignee: **Bticino S.p.A.**, Milan (IT)

(*) Notice: This patent is subject to a terminal disclaimer.

(**) Term: **14 Years**

(21) Appl. No.: **29/239,672**

(22) Filed: **Oct. 3, 2005**

(30) **Foreign Application Priority Data**

Apr. 7, 2005 (EM) 332507

(51) **LOC (8) Cl.** **11-05**

(52) **U.S. Cl.** **D8/353**

(58) **Field of Classification Search** D8/350-353;
D13/156, 177, 152, 154, 158, 173, 169, 171,
D13/139.1-139.8; D14/159; D25/60; 379/167;
439/536; 174/66, 67, 55; 220/241, 242, 3.7,
220/3.8

See application file for complete search history.

(56) **References Cited**

U.S. PATENT DOCUMENTS

5,036,168 A * 7/1991 Kikuchi et al. 200/5 R

5,041,698 A * 8/1991 Takagi et al. 174/66
5,375,728 A * 12/1994 West 220/3.8
D379,453 S * 5/1997 Fabrizio D13/177
6,281,440 B1 * 8/2001 Baldwin et al. 174/66
D473,528 S * 4/2003 Wengrower D13/169
D493,695 S * 8/2004 Wengrower D8/353
D508,198 S * 8/2005 Holger D8/353

* cited by examiner

Primary Examiner—Stella Reid
Assistant Examiner—Mark Goodwin
(74) *Attorney, Agent, or Firm*—Hogan & Hartson LLP

(57) **CLAIM**

The ornamental design for a cover plate for wall mounting electrical apparatus, as shown and described.

DESCRIPTION

FIG. 1 is a bottom view of a cover plate for wall mounting electrical apparatus showing my new design;

FIG. 2 is a right side view thereof;

FIG. 3 is a front view thereof;

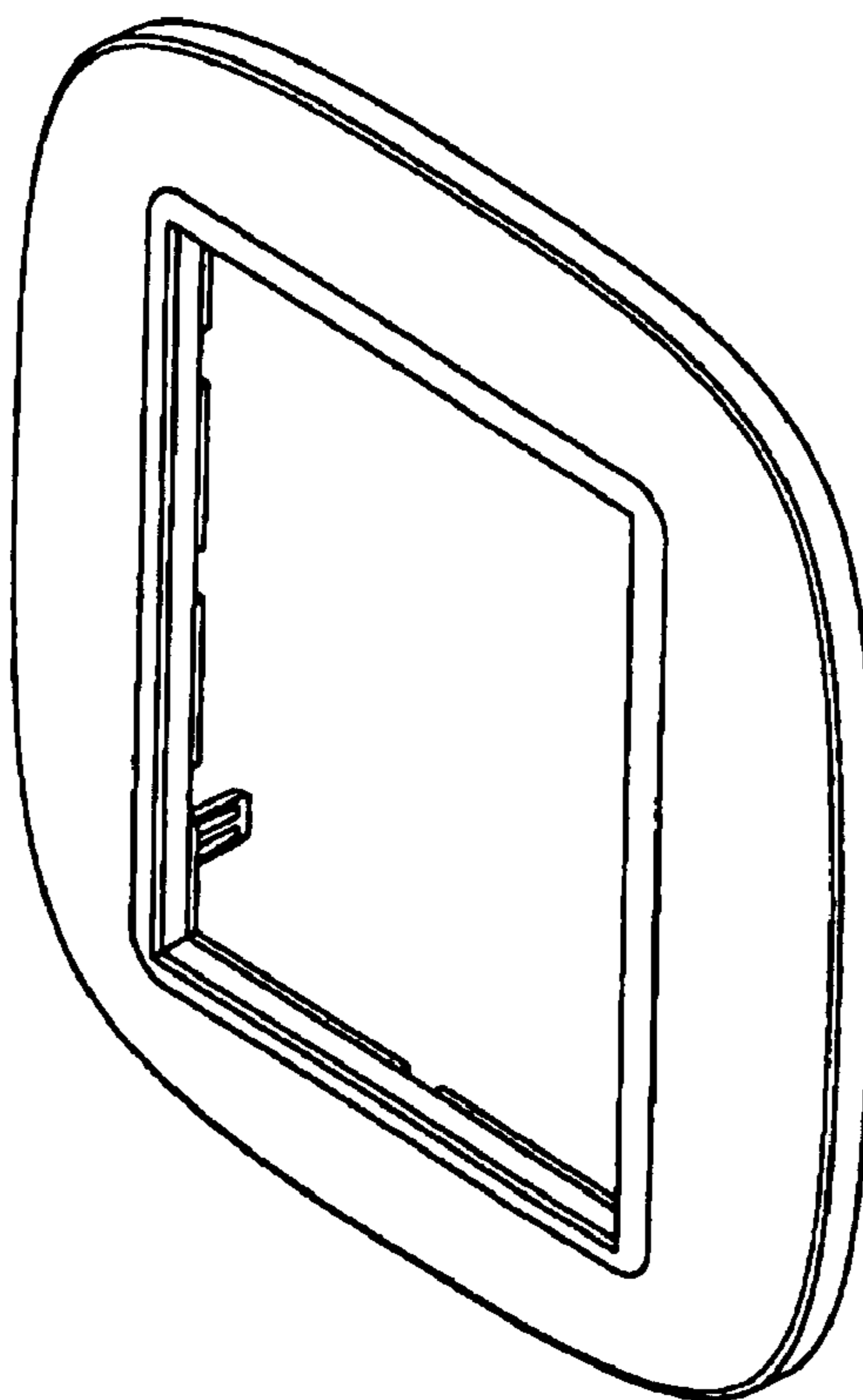
FIG. 4 is a left side view thereof;

FIG. 5 is a top view thereof; and,

FIG. 6 is a perspective view thereof.

The rear view has not been shown as it is not being claimed.

1 Claim, 2 Drawing Sheets






FIG. 1

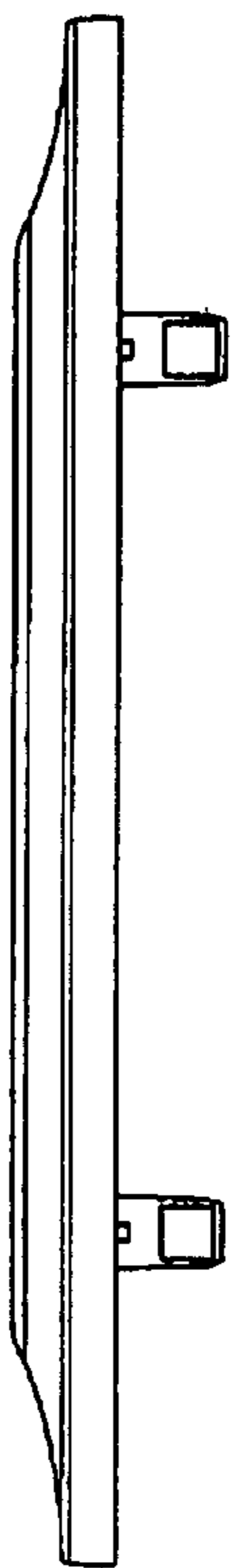


FIG. 2




FIG. 3

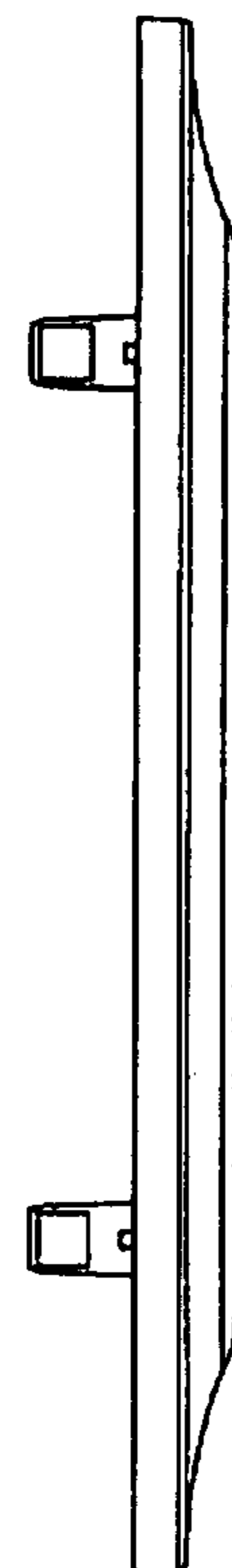


FIG. 4




FIG. 5

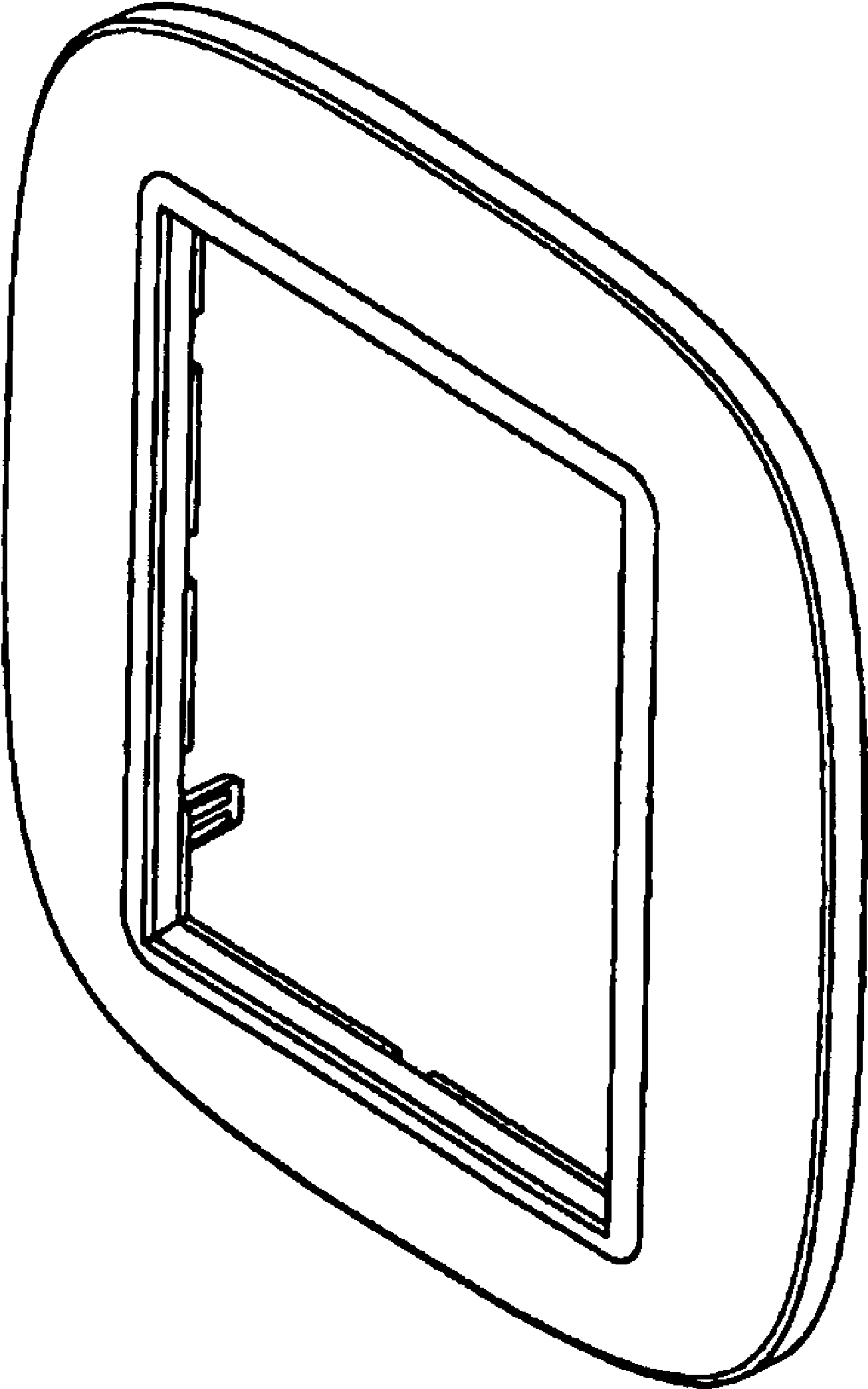


FIG. 6