



US00D540647S

(12) **United States Design Patent**
Ireland

(10) **Patent No.:** **US D540,647 S**

(45) **Date of Patent:** **** Apr. 17, 2007**

(54) **SAFETY KNIFE**

(75) **Inventor:** **William Alfred Ireland,**
Gloucestershire (GB)

(73) **Assignee:** **WA1 Designs Limited (GB)**

(**) **Term:** **14 Years**

(21) **Appl. No.:** **29/225,177**

(22) **Filed:** **Mar. 11, 2005**

(51) **LOC (8) Cl.** **08-03**

(52) **U.S. Cl.** **D8/98**

(58) **Field of Classification Search** D8/98,
D8/99, 102, 104; 30/280, 294, 314, 317,
30/289

See application file for complete search history.

(56) **References Cited**

U.S. PATENT DOCUMENTS

D323,967 S	*	2/1992	Talbot	D8/98
5,282,316 A	*	2/1994	Anderson	30/294
D381,886 S	*	8/1997	Domenico	D8/98
5,737,842 A	*	4/1998	Freedman	30/280

D401,492 S	*	11/1998	Joseph, Jr.	D8/98
5,829,321 A	*	11/1998	Domenico	30/294
6,513,249 B2	*	2/2003	Linton et al.	30/286
D481,609 S	*	11/2003	Perlmutter et al.	D8/99
D501,126 S	*	1/2005	Addis	D8/98
D508,390 S	*	8/2005	Trbovich, Jr.	D8/98

* cited by examiner

Primary Examiner—Philip S. Hyder

(74) *Attorney, Agent, or Firm*—Skinner and Associates

(57) **CLAIM**

The ornamental design for a safety knife, as shown.

DESCRIPTION

FIG. 1 is a perspective of the safety knife from front, right side and above;

FIG. 2 is a front view of the safety knife;

FIG. 3 is a top plan view of the safety knife;

FIG. 4 is a left side view of the safety knife;

FIG. 5 is a view of the safety knife from beneath;

FIG. 6 is a right side view of the safety knife; and,

FIG. 7 is a rear view of the safety knife.

1 Claim, 3 Drawing Sheets

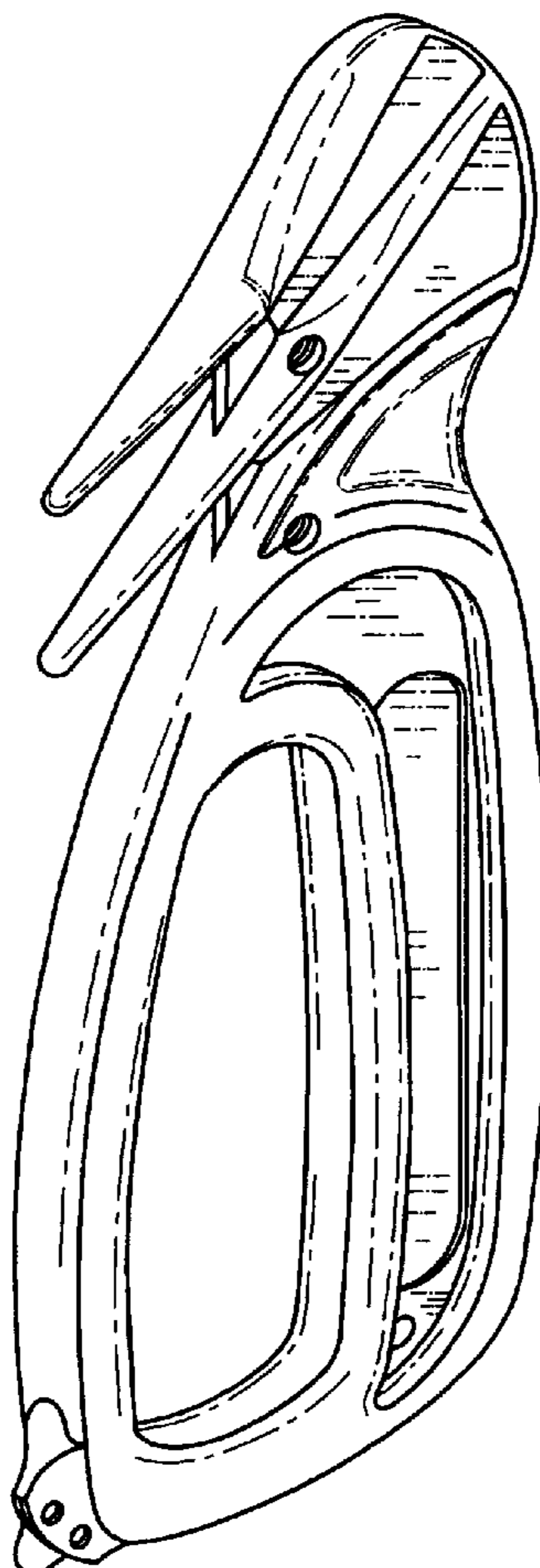


FIG. 1

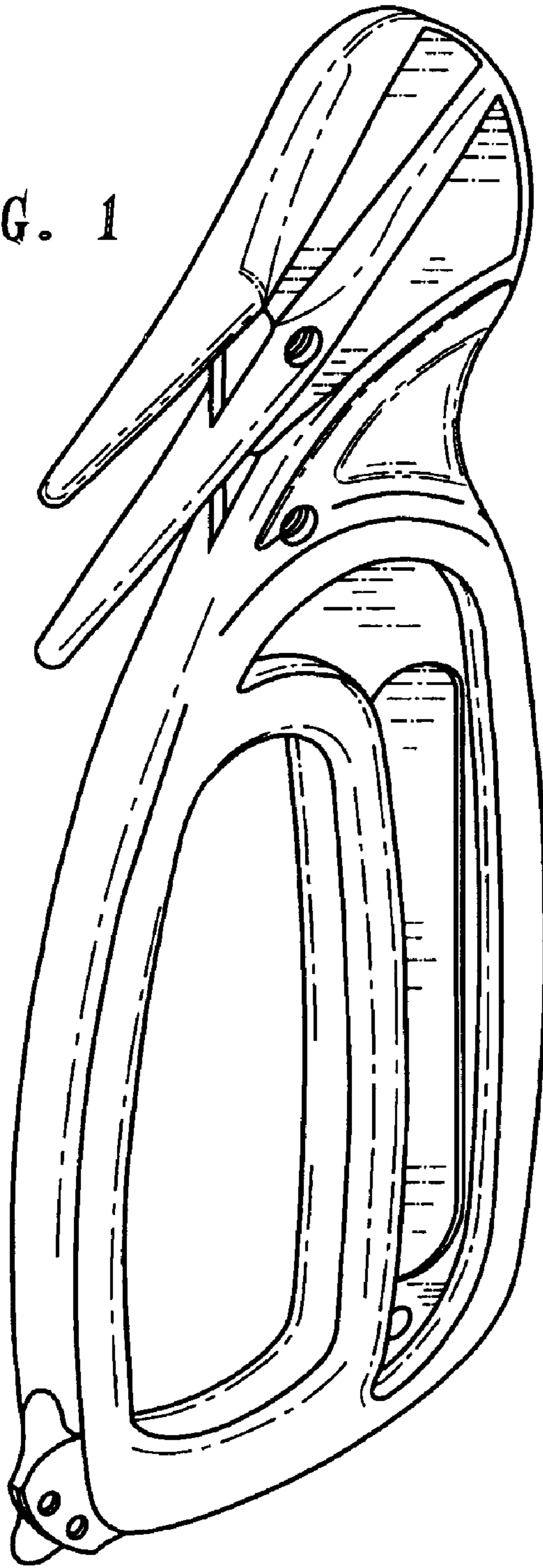


FIG. 2




FIG. 3

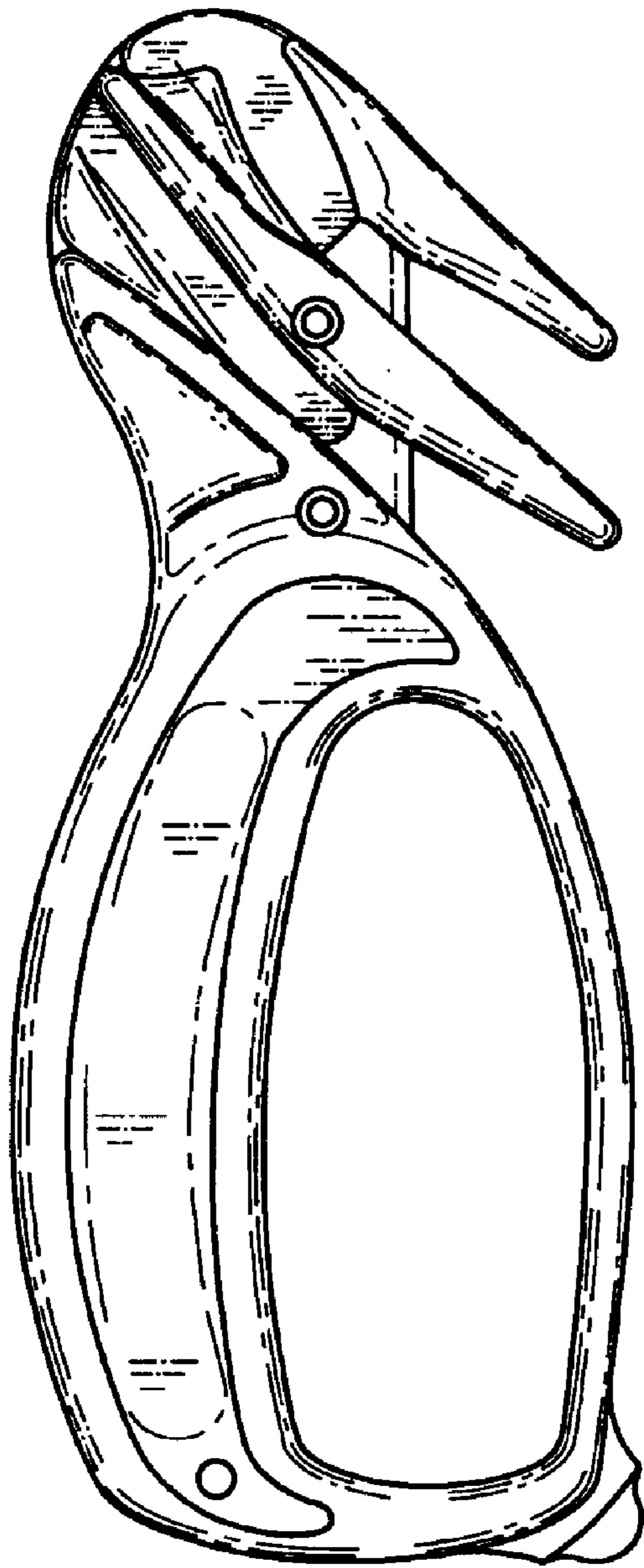


FIG. 4




FIG. 5

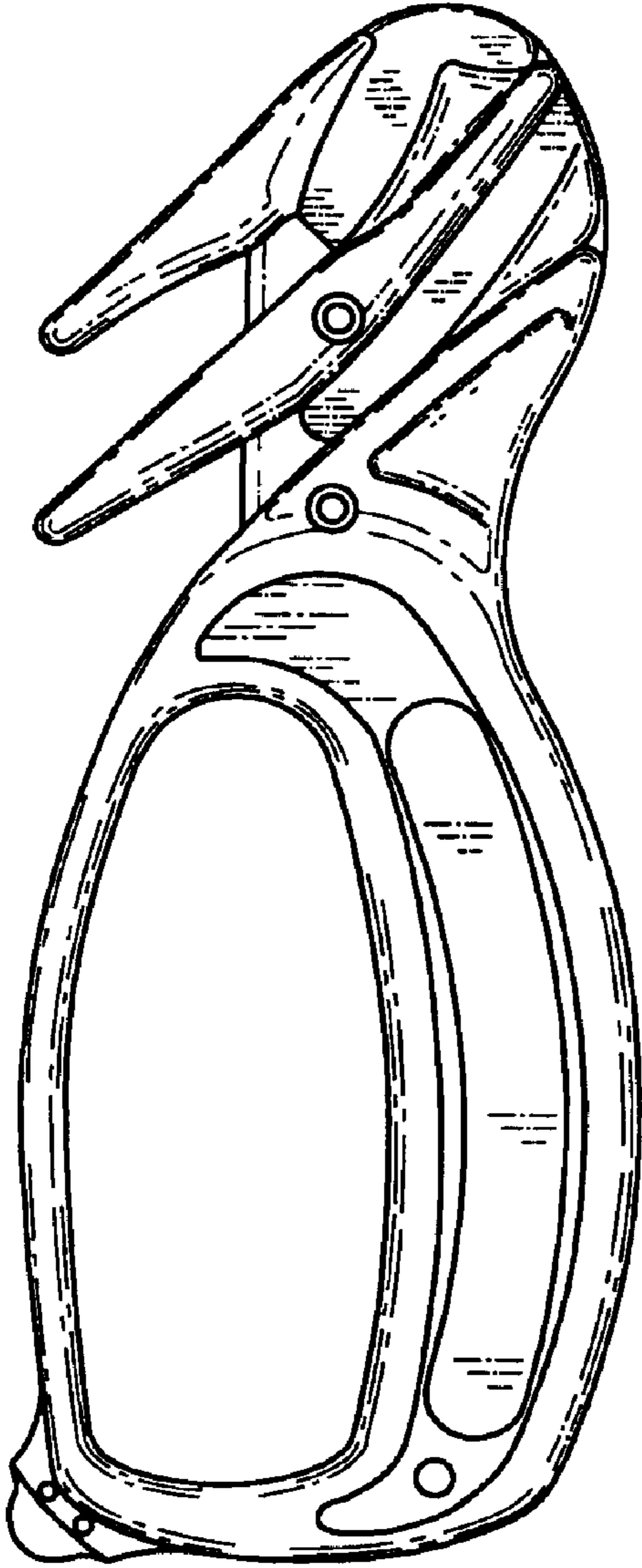


FIG. 6



FIG. 7