



US00D540637S

(12) **United States Design Patent**
Staples

(10) **Patent No.:** **US D540,637 S**
(45) **Date of Patent:** **** Apr. 17, 2007**

(54) **PORTION OF A TOOL HOUSING**
(75) Inventor: **Michael R. Staples**, Mauldin, SC (US)
(73) Assignee: **Professional Tool Products, LLC**,
Greenville, SC (US)
(**) Term: **14 Years**
(21) Appl. No.: **29/218,350**
(22) Filed: **Dec. 1, 2004**
(51) **LOC (8) Cl.** **08-04**
(52) **U.S. Cl.** **D8/61**
(58) **Field of Classification Search** D8/61,
D8/62, 68, 70, 80, 86, 107, 83; 81/57.11,
81/57.13, 57.14, 57.26, 57.29, 57.39, 57.42,
81/63.1, 429, 464, 467, 469, 470, 473; 173/168,
173/169, 170, 176, 177, 178, 181, 216, 217;
73/862.21; 310/50
See application file for complete search history.

D429,979 S 8/2000 Chiang
D431,763 S 10/2000 Liu
D431,983 S 10/2000 Peters
D439,121 S 3/2001 Hsu
D439,480 S 3/2001 Hsu
D441,624 S 5/2001 Hsu
6,298,753 B1 * 10/2001 Izumisawa 81/57.39
D455,327 S 4/2002 Beer et al.
D456,232 S * 4/2002 Chen D8/61
D465,395 S * 11/2002 Hung D8/61
D468,174 S * 1/2003 Morgan D8/61
D468,175 S * 1/2003 Morgan D8/61
D471,411 S 3/2003 Hu
D471,774 S 3/2003 Hu
D472,115 S 3/2003 Davidson et al.
D490,680 S * 6/2004 Levine et al. D8/83
D492,556 S 7/2004 Barry et al.
D493,341 S 7/2004 Chen
D495,569 S 9/2004 Halstead
D496,568 S 9/2004 Izumisawa
D497,785 S * 11/2004 Izumisawa D8/25

(Continued)

(56) **References Cited**

U.S. PATENT DOCUMENTS

D214,776 S * 7/1969 Schadler D8/61
D265,962 S 8/1982 Izumisawa
D269,938 S 8/1983 Izumisawa
D289,135 S * 4/1987 Doman D8/61
D300,296 S 3/1989 Krapowicz et al.
4,821,611 A * 4/1989 Izumisawa 81/464
D316,216 S 4/1991 Gierke et al.
D323,603 S 2/1992 Fu
D334,124 S 3/1993 Izumisawa
D334,125 S 3/1993 Izumisawa
D336,225 S 6/1993 Lin
D340,628 S 10/1993 Chow
D352,645 S 11/1994 Ichikawa
D359,429 S 6/1995 Williamson
D380,131 S 6/1997 Sung
D380,949 S 7/1997 Sung
D387,960 S 12/1997 Sung
D389,025 S 1/1998 Sung
D402,867 S 12/1998 Macor
D404,625 S 1/1999 Giardino
D408,243 S * 4/1999 Izumisawa D8/61

Primary Examiner—Cathron C. Brooks
Assistant Examiner—Austin Murphy
(74) *Attorney, Agent, or Firm*—Alston & Bird LLP

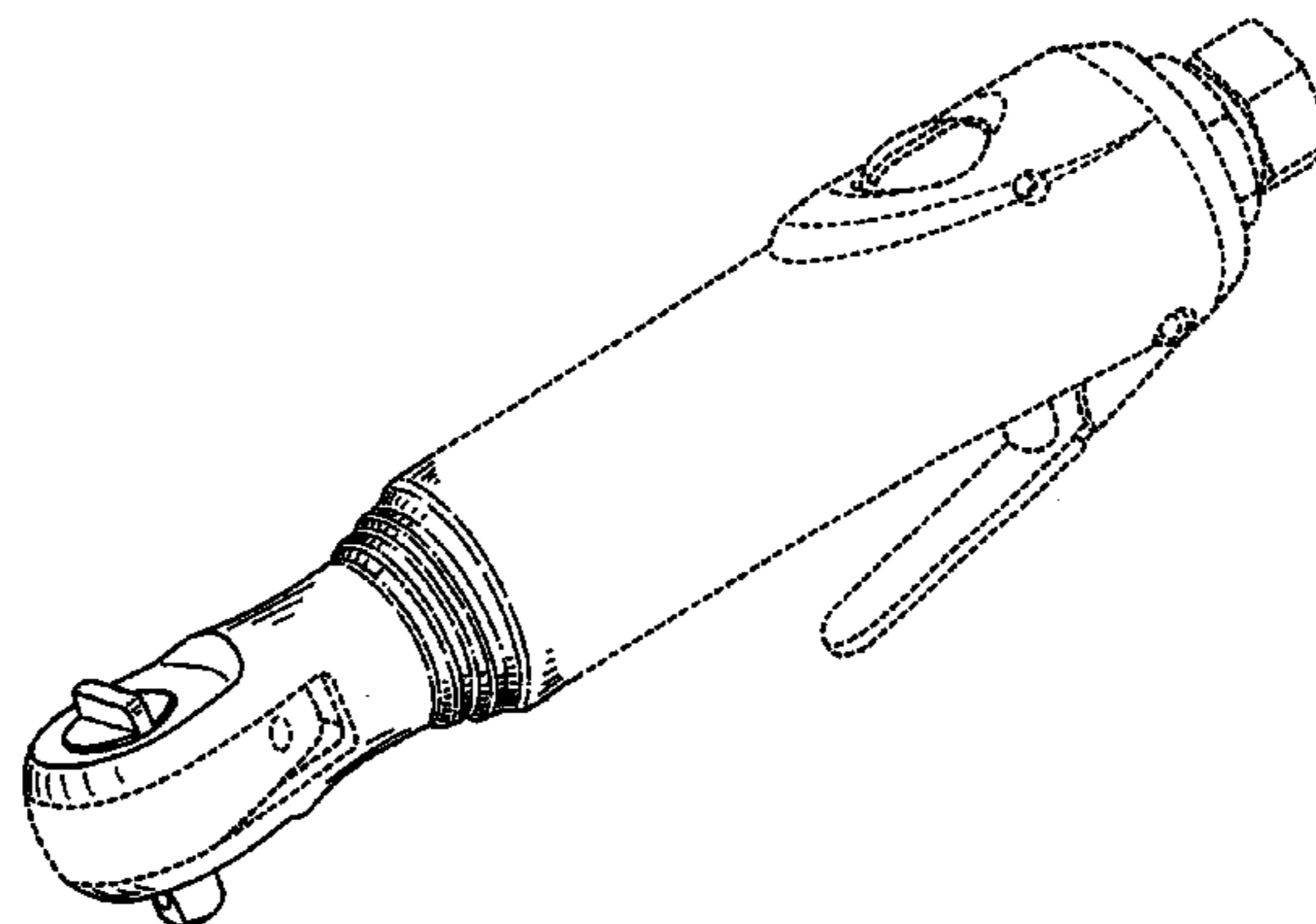
(57) **CLAIM**

The ornamental design for a portion of a tool housing, as shown and described.

DESCRIPTION

FIG. 1 is a perspective view of a portion of a tool housing;
FIG. 2 is a right side elevation view thereof;
FIG. 3 is a left side elevation view thereof;
FIG. 4 is a top view thereof;
FIG. 5 is a bottom view thereof;
FIG. 6 is a front elevation view thereof; and,
FIG. 7 is a rear elevation view thereof.
The broken lines shown herein are for illustrative purposes only and form no part of the claimed design.

1 Claim, 7 Drawing Sheets



US D540,637 S

Page 2

U.S. PATENT DOCUMENTS			
D506,375 S	* 6/2005 Hsu et al. D8/61	2005/0132846 A1 * 6/2005 Lai 81/57.39
D508,387 S	* 8/2005 Hsu et al. D8/61	2005/0211026 A1 * 9/2005 Cheng 81/57.39
2002/0139547 A1	* 10/2002 Nowak et al. 173/1	2005/0279191 A1 * 12/2005 Horvath 81/57.39
2005/0076745 A1	* 4/2005 Chen 81/57.39	2006/0027048 A1 * 2/2006 Chen 81/57.39

* cited by examiner

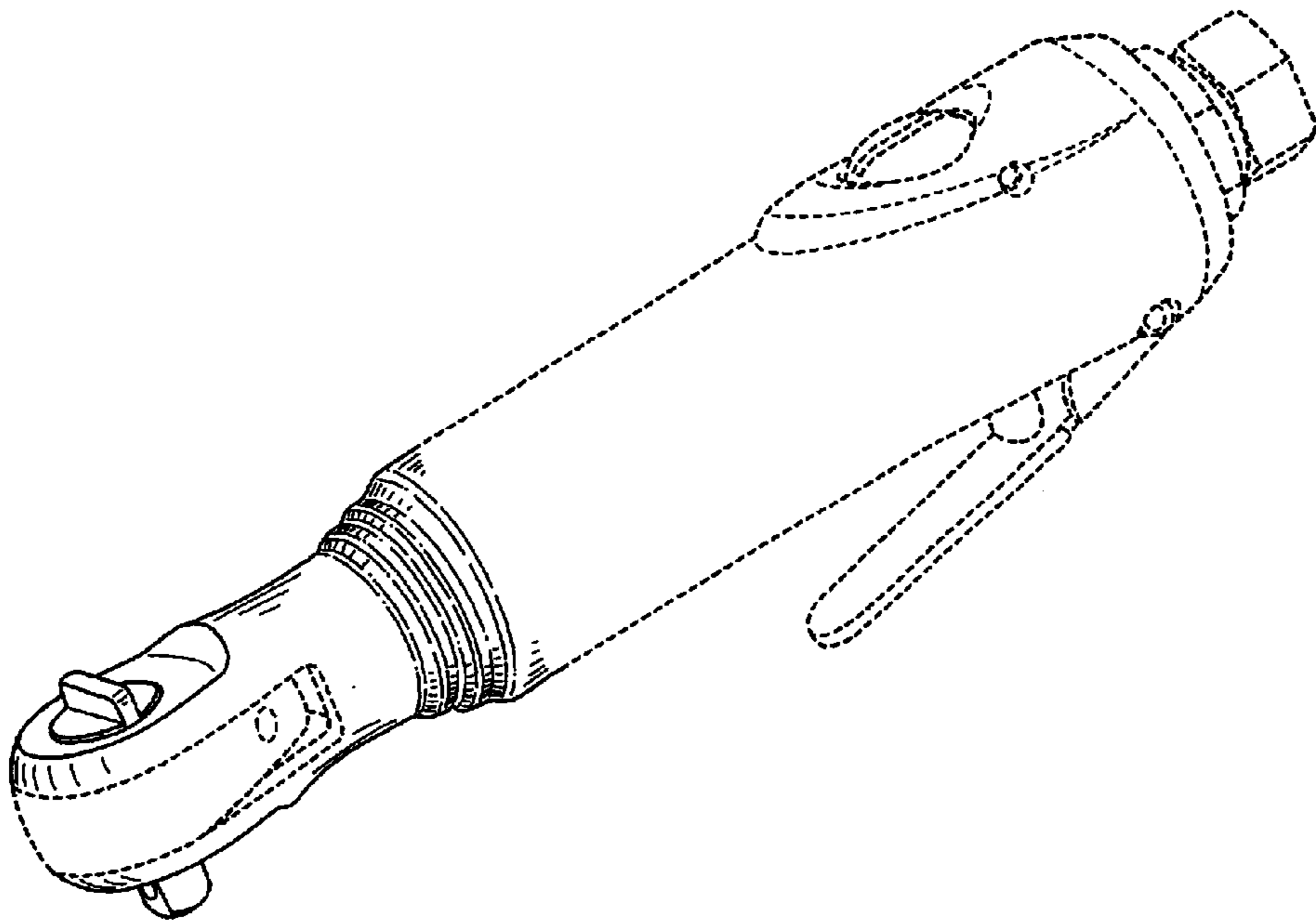


Fig. 1

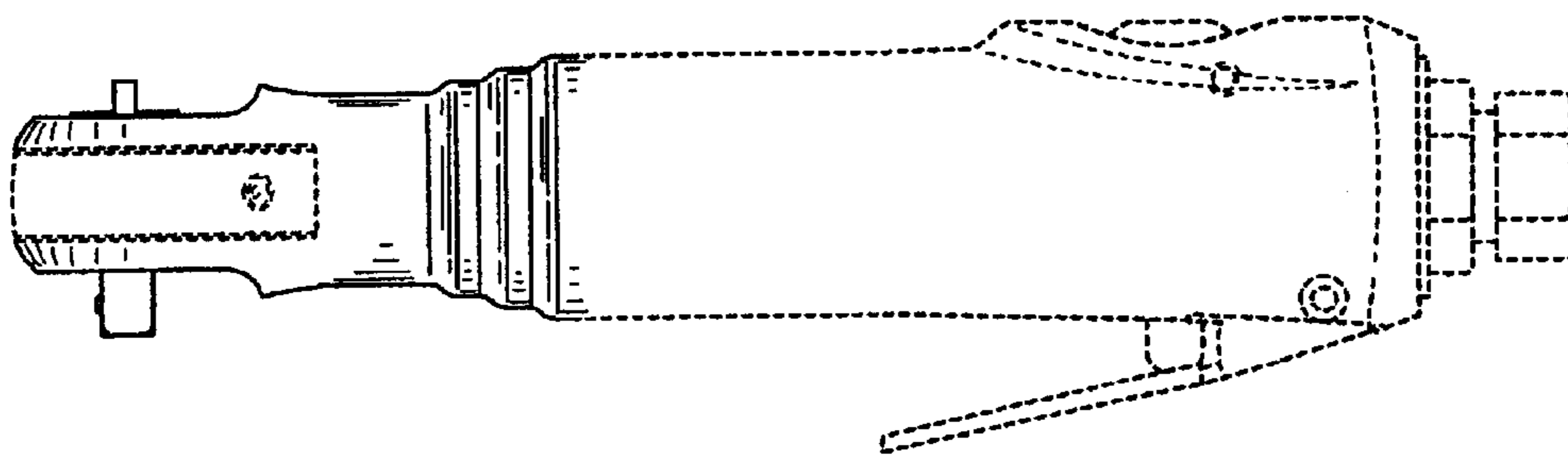


Fig. 2

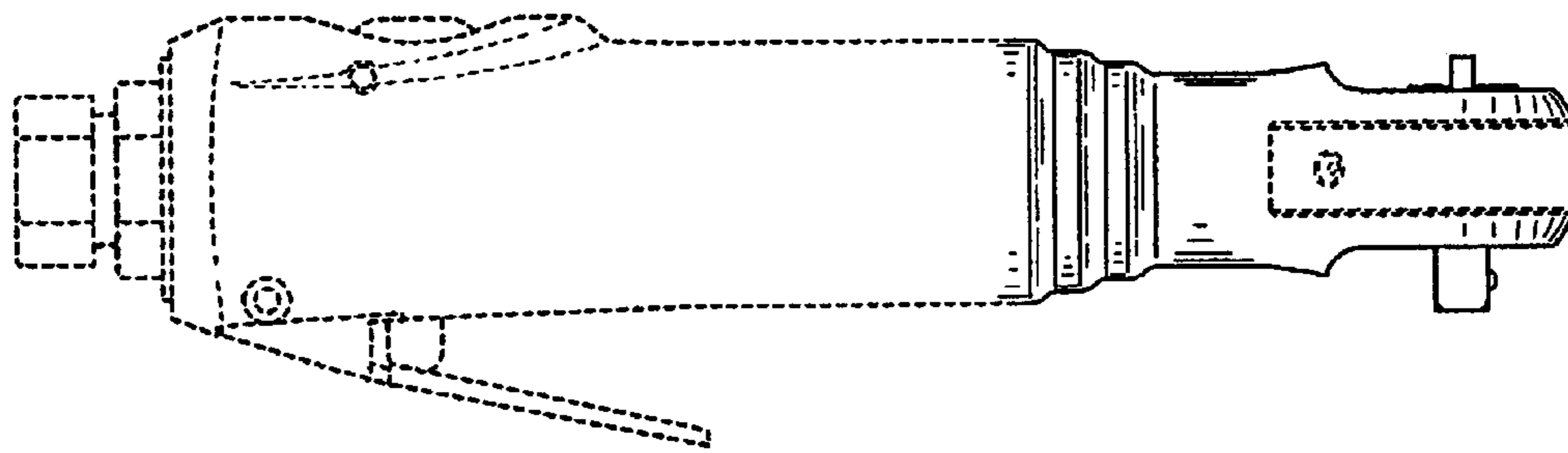


Fig. 3




Fig. 4

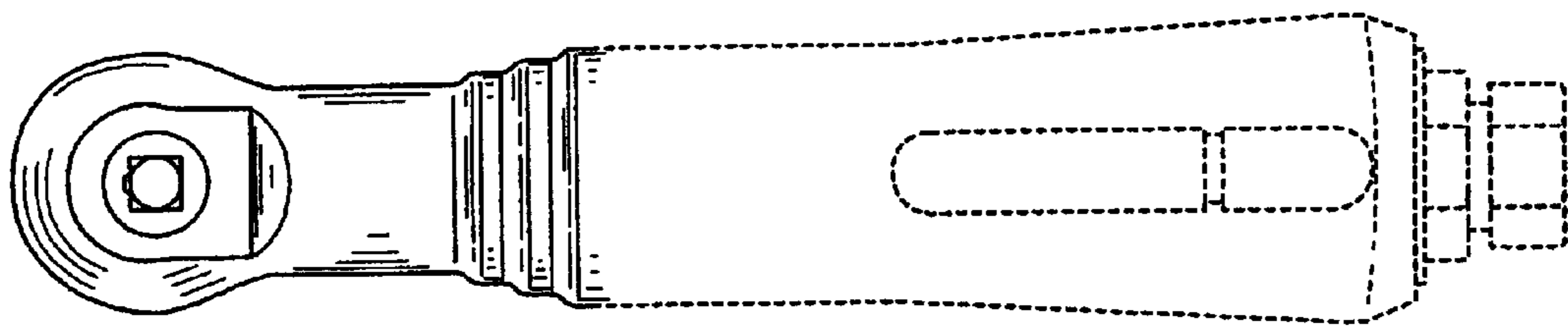


Fig. 5

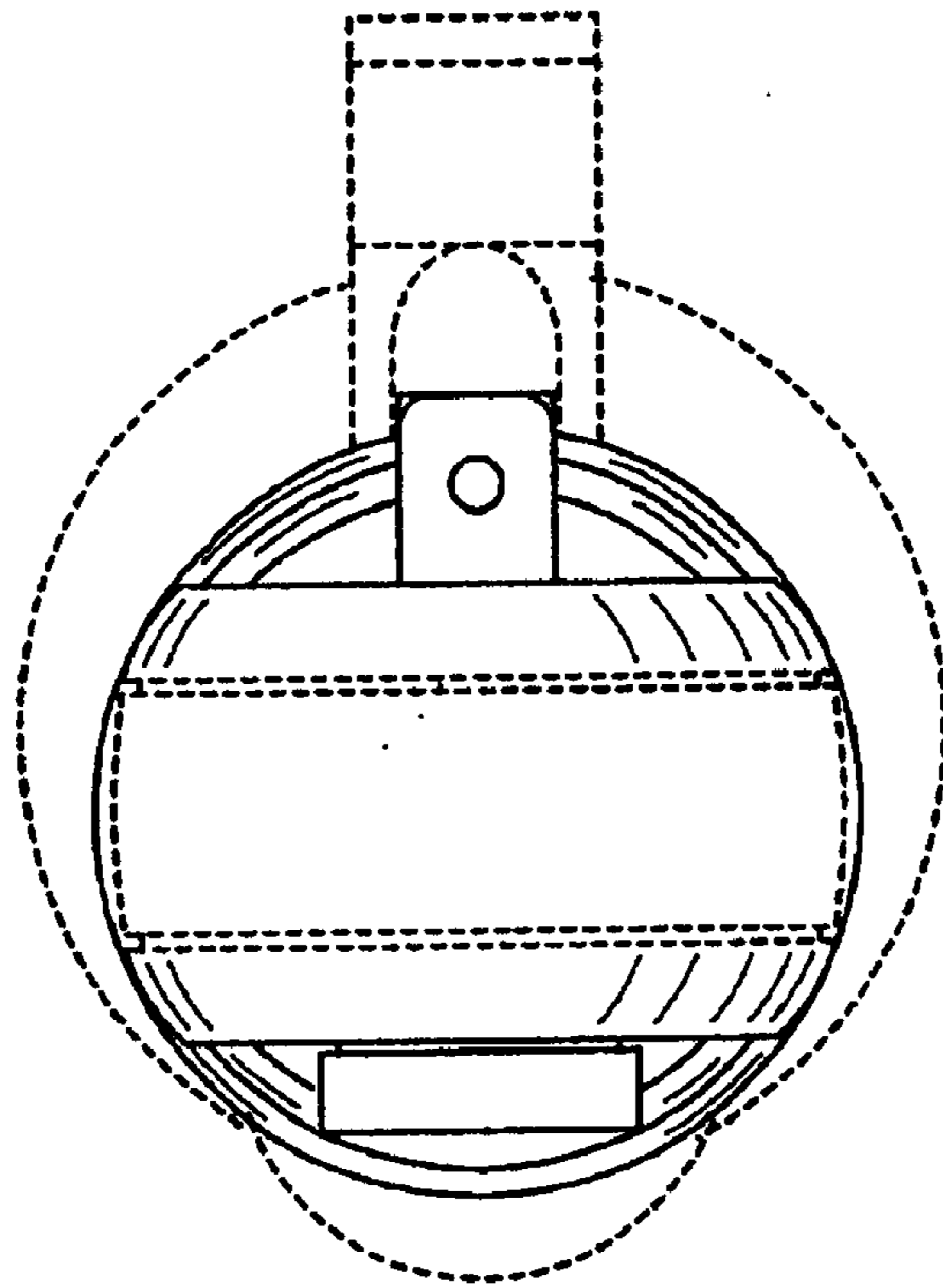


Fig. 6

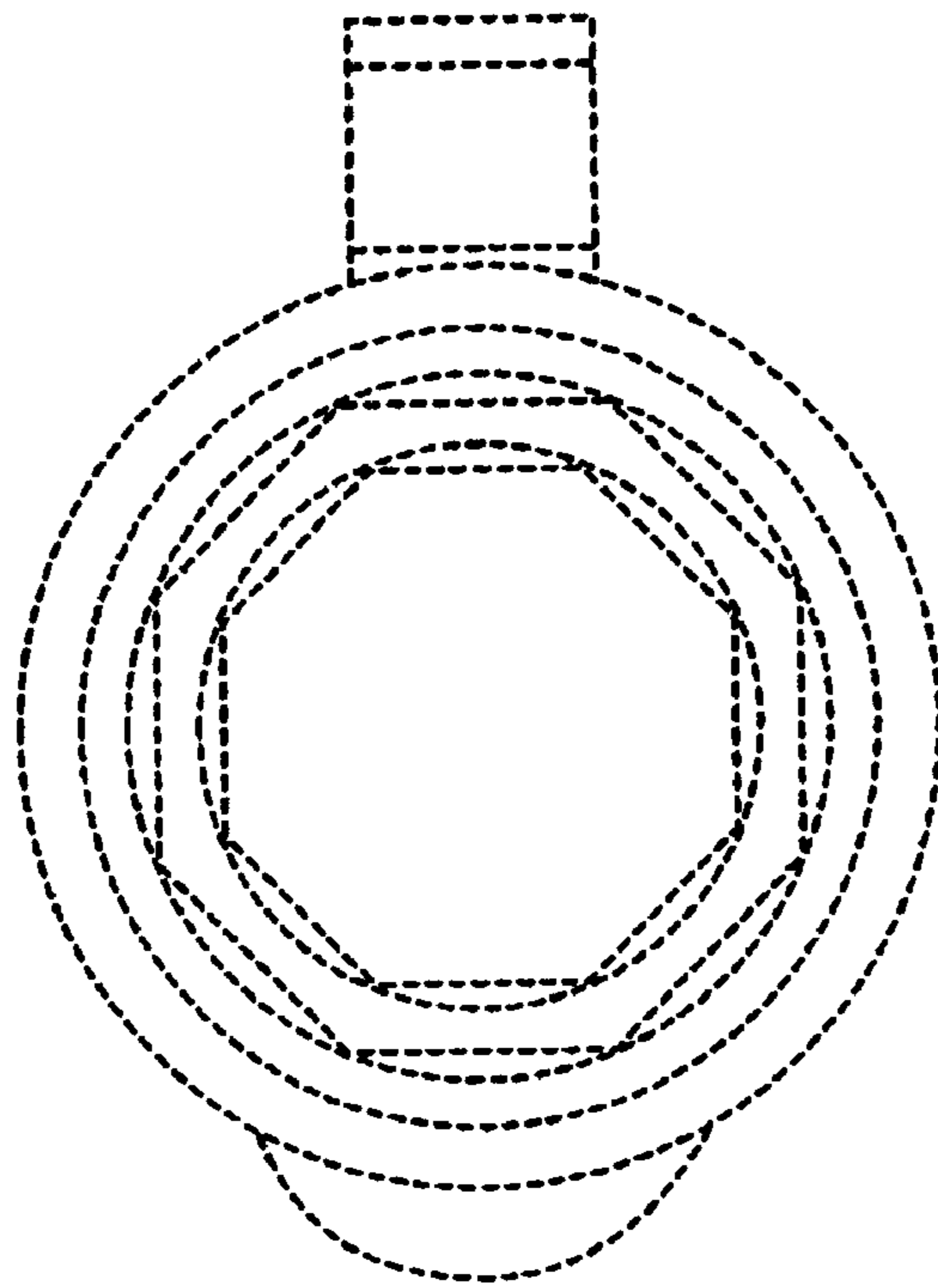


Fig. 7