

US00D540622S

(12) **United States Design Patent**  
**Cox**

(10) **Patent No.:** **US D540,622 S**  
(45) **Date of Patent:** **\*\* Apr. 17, 2007**

- (54) **SERVING TRAY**
  - (76) **Inventor:** **Lanita Cox**, 2037 E. Bear Mountain Dr., Draper, UT (US) 84020
  - (\*\*) **Term:** **14 Years**
  - (21) **Appl. No.:** **29/224,704**
  - (22) **Filed:** **Mar. 4, 2005**
  - (51) **LOC (8) Cl.** ..... **07-01**
  - (52) **U.S. Cl.** ..... **D7/555; D7/505; D7/552.1; D7/551.3**
  - (58) **Field of Classification Search** ..... D7/500–507, D7/513, 514, 523, 526, 528, 530, 532, 533, D7/541, 543, 555, 550.1–553, 557, 561, 300, D7/302, 602, 604, 614, 623, 368, 392.1, 396.1, D7/701, 708, 357; 220/500, 521.15, 574, 220/575, 23.86; 206/216, 557, 558, 561, 206/25, 108; D9/341–348, 716, 737, 739, D9/747, 500, 563; 575/500
- See application file for complete search history.

|              |           |              |                |
|--------------|-----------|--------------|----------------|
| 5,429,231 A  | 7/1995    | McSpadden    |                |
| D363,646 S   | * 10/1995 | Wong         | ..... D7/708.1 |
| D368,627 S   | 4/1996    | McSpadden    |                |
| 5,598,944 A  | * 2/1997  | Aragona      | ..... 220/575  |
| 5,853,104 A  | 12/1998   | Rathjen      |                |
| 6,021,914 A  | * 2/2000  | Schmidt      | ..... 220/574  |
| 6,062,418 A  | 5/2000    | Rathjen      |                |
| 6,109,580 A  | 8/2000    | Stern et al. |                |
| 6,129,232 A  | 10/2000   | Williams     |                |
| 6,149,027 A  | 11/2000   | Rathjen      |                |
| 6,264,026 B1 | 7/2001    | Bradley      |                |

\* cited by examiner

*Primary Examiner*—M. N. Pandozzi  
*Assistant Examiner*—Cynthia R. Underwood  
(74) *Attorney, Agent, or Firm*—Bateman IP Law Group

(57) **CLAIM**

The ornamental design for a serving tray, as shown and described.

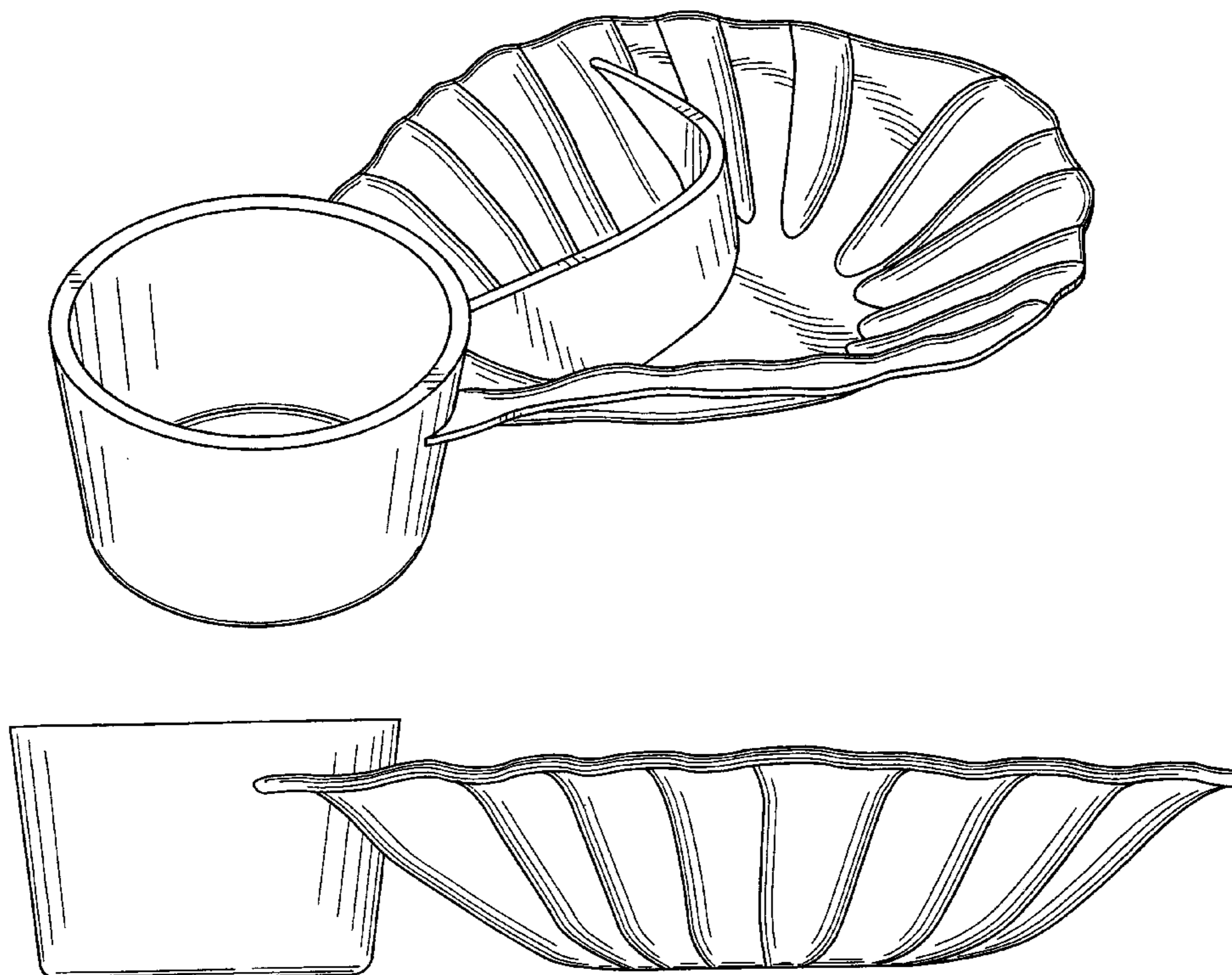
**DESCRIPTION**

FIG. 1 shows a perspective view of a serving tray made in accordance with the design of the present invention; FIG. 2 shows a bottom view of the serving tray of FIG. 1; FIG. 3 shows a top view of the serving tray of FIG. 1; FIG. 4 shows a right side view of the serving tray of FIG. 1; FIG. 5 shows a left side view of the serving tray of FIG. 1; FIG. 6 shows an end view of the serving tray of FIG. 1; and, FIG. 7 shows an opposing end of the serving tray of FIG. 1.

**1 Claim, 5 Drawing Sheets**

(56) **References Cited**  
U.S. PATENT DOCUMENTS

|             |   |        |            |       |          |
|-------------|---|--------|------------|-------|----------|
| D89,791 S   | * | 5/1933 | Pittman    | ..... | D7/555   |
| D139,954 S  | * | 1/1945 | Krabs      | ..... | D7/505   |
| D217,877 S  | * | 6/1970 | Llankowitz | ..... | D6/557   |
| D227,851 S  | * | 7/1973 | Nowland    | ..... | D7/552.1 |
| D274,299 S  | * | 6/1984 | Kessler    | ..... | D7/551.3 |
| D349,212 S  | * | 8/1994 | Lynch      | ..... | D7/505   |
| 5,346,070 A |   | 9/1994 | McSpadden  |       |          |



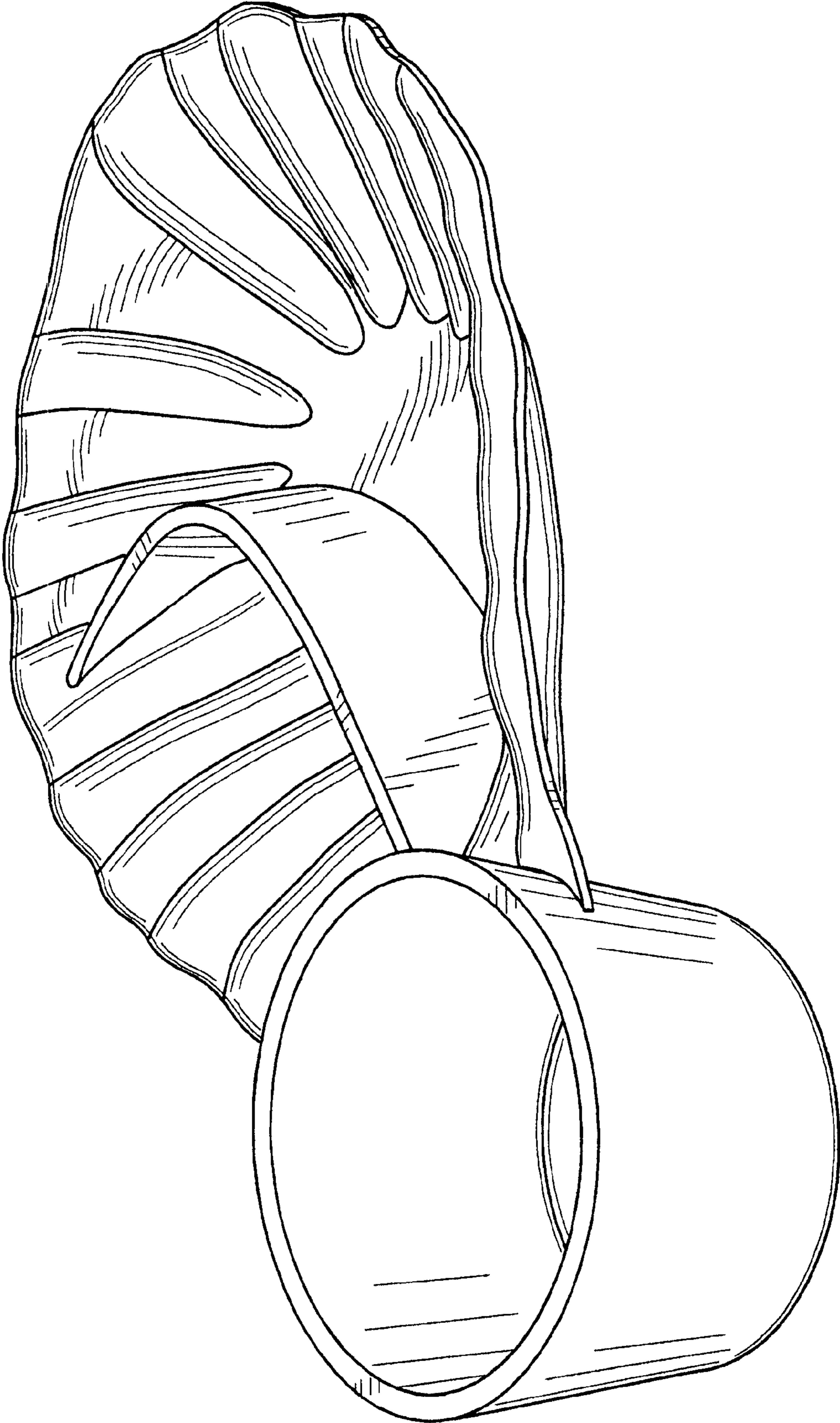


FIG. 1



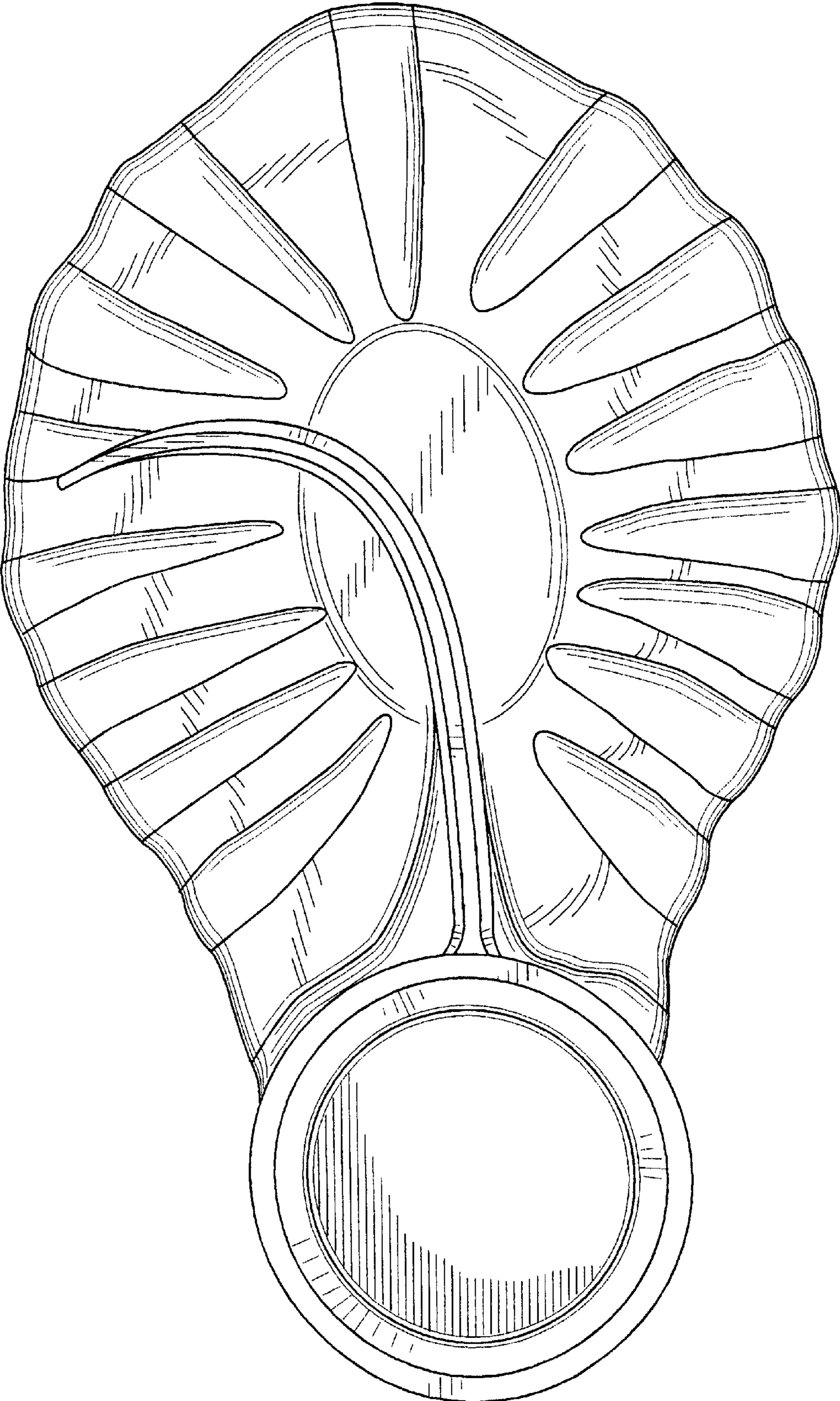


FIG. 2

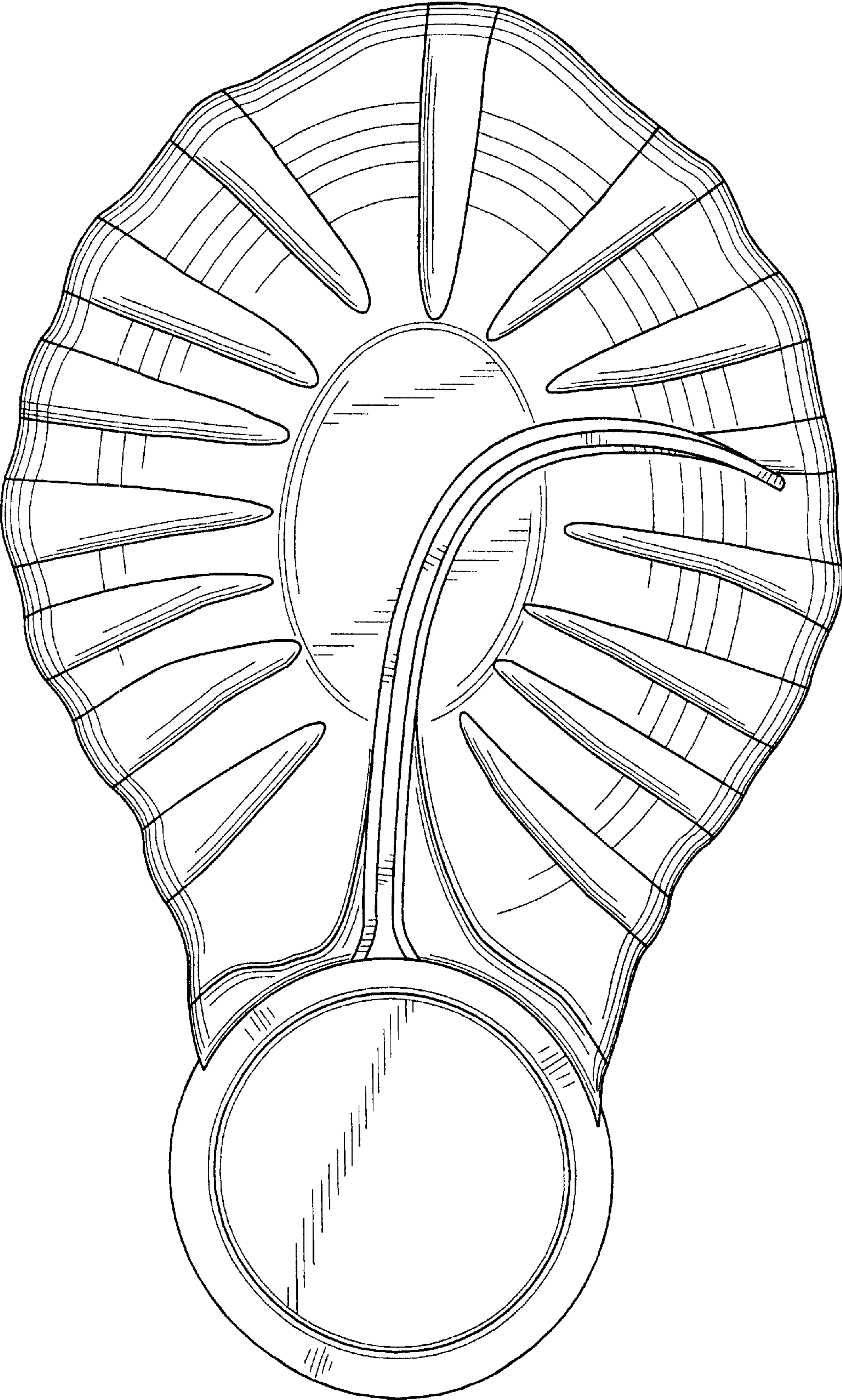


FIG. 3



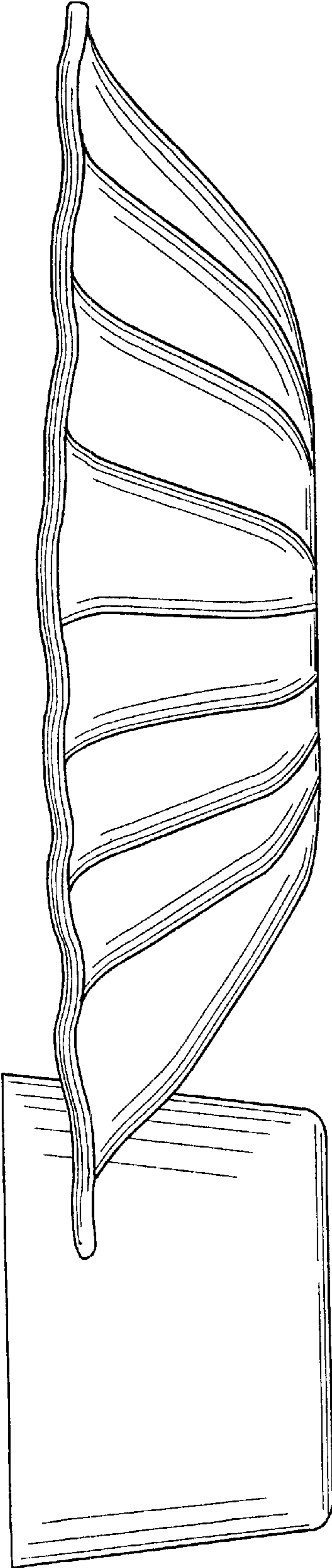


FIG. 4

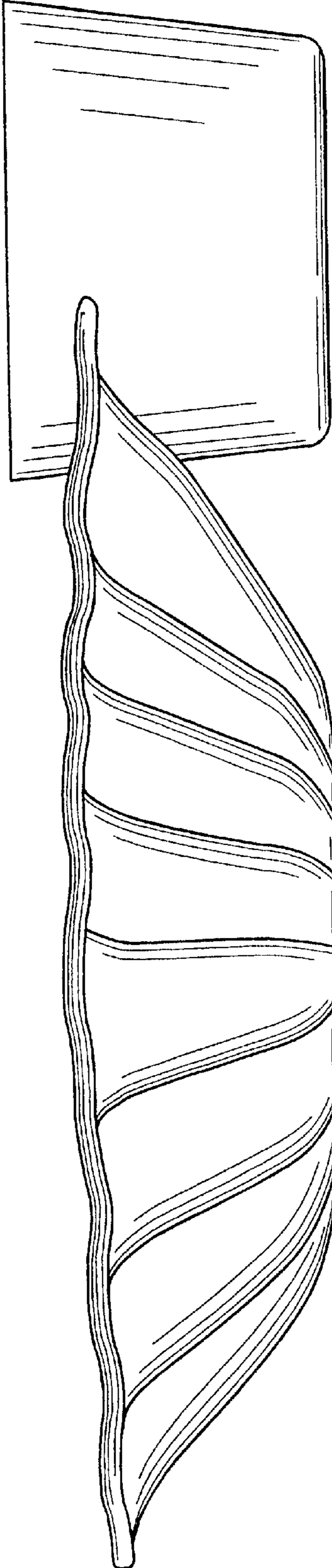
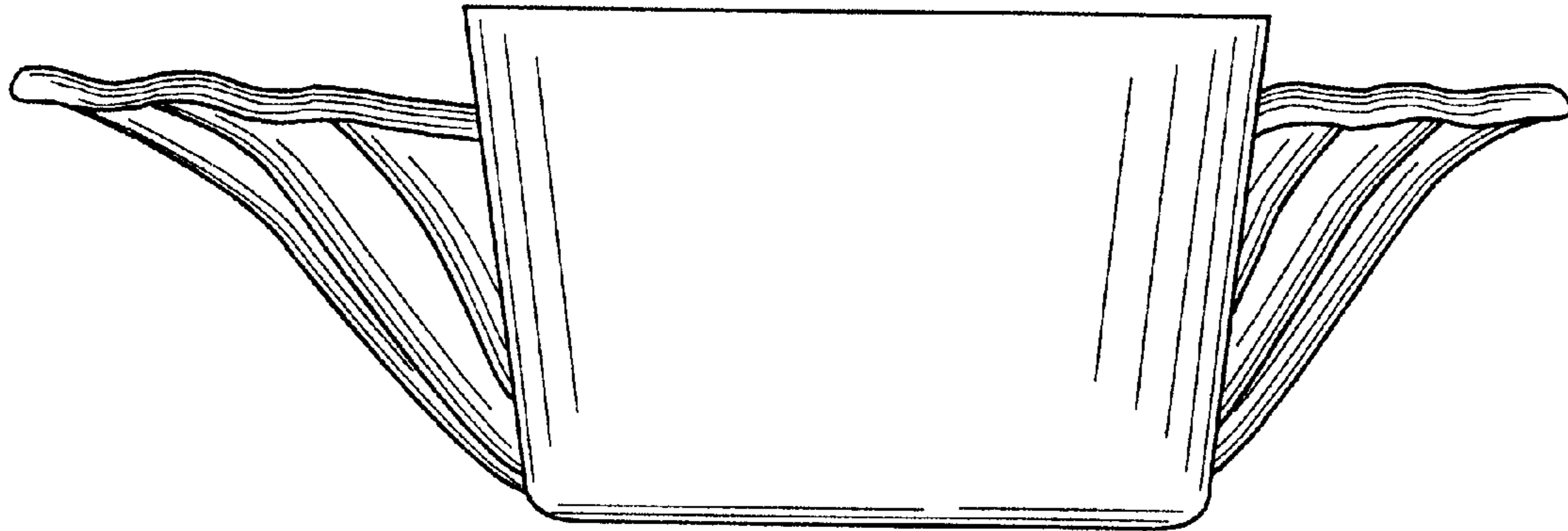
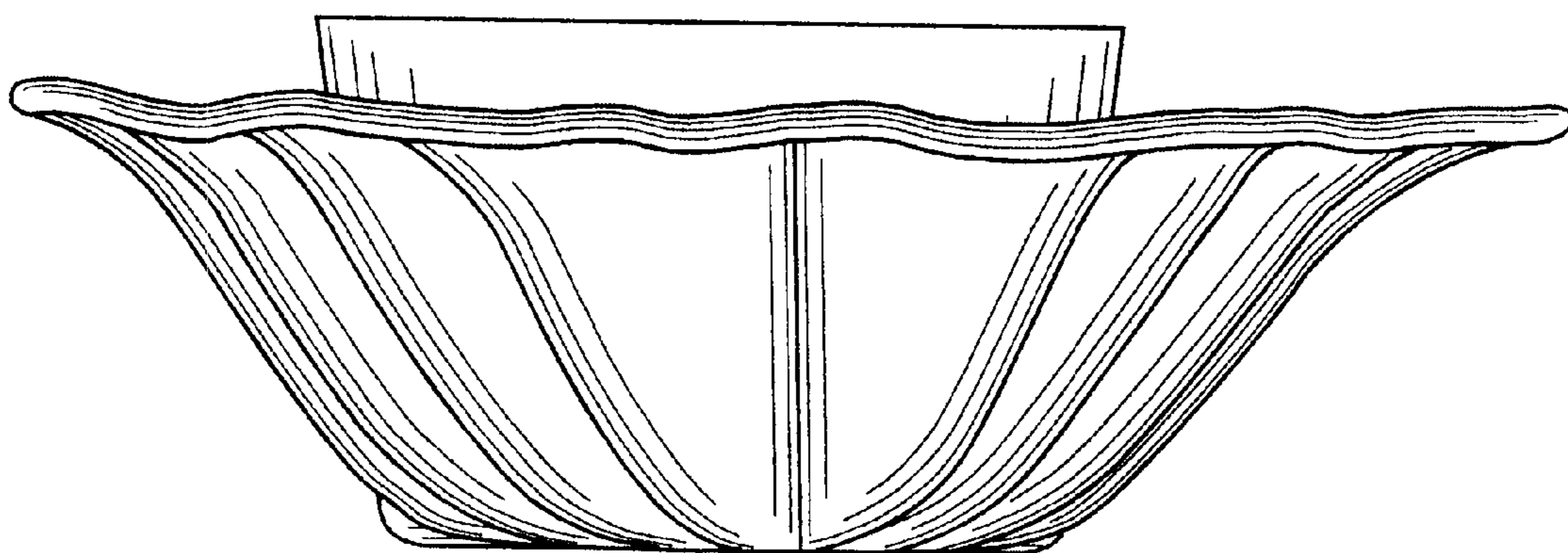


FIG. 5



**FIG. 6**



**FIG. 7**