

US00D540604S

(12) **United States Design Patent**
Hart

(10) **Patent No.:** **US D540,604 S**

(45) **Date of Patent:** **** *Apr. 17, 2007**

(54) **BED SKIRT SUPPORT**

(75) Inventor: **Sherry Lynn Hart**, Aurora, CO (US)

(73) Assignee: **Hartco Products, Inc.**, Aurora, CO (US)

(*) Notice: This patent is subject to a terminal disclaimer.

(**) Term: **14 Years**

(21) Appl. No.: **29/223,625**

(22) Filed: **Feb. 15, 2005**

(51) **LOC (8) Cl.** **06-09**

(52) **U.S. Cl.** **D6/596**

(58) **Field of Classification Search** D6/595,
D6/596, 602, 603, 606, 607, 610; 5/482,
5/493, 494, 496, 497, 499

See application file for complete search history.

(56) **References Cited**

U.S. PATENT DOCUMENTS

2,139,980	A	*	12/1938	Simon	5/493
4,546,508	A		10/1985	Ison		
4,587,683	A		5/1986	Gardiner		
4,734,947	A	*	4/1988	Vitale	5/493
4,796,317	A		1/1989	Kallman et al.		
4,897,891	A		2/1990	Kallman et al.		
D314,304	S	*	2/1991	Levine	D6/606
5,271,112	A	*	12/1993	Bible et al.	5/493
5,335,383	A	*	8/1994	Schwind	5/493
5,353,456	A		10/1994	Evans		
5,566,411	A		10/1996	Eiler		
5,621,931	A	*	4/1997	Hamilton	5/493
5,715,553	A	*	2/1998	Baron et al.	5/493
5,733,397	A	*	3/1998	McDaniel	5/493
6,151,731	A	*	11/2000	Saparow	5/493

6,276,009 B1 8/2001 Schrougham
6,427,266 B2 8/2002 Talley-Williams
D471,049 S * 3/2003 Dale D6/596

* cited by examiner

Primary Examiner—Robert M. Spear

Assistant Examiner—Mary Ann Calabrese

(74) *Attorney, Agent, or Firm*—Heimbecher & Assoc., LLC

(57) **CLAIM**

I claim the ornamental design for a bed skirt support, as shown and described.

DESCRIPTION

FIG. 1 is a perspective view of a first embodiment of a bed skirt support according to the present invention;

FIG. 2 is a front view of the bed skirt support of FIG. 1;

FIG. 3 is a back view of the bed skirt support of FIG. 1;

FIG. 4 is a right side view of the bed skirt support of FIG. 1;

FIG. 5 is a left side view of the bed skirt support of FIG. 1.

FIG. 6 is a top view of the bed skirt support of FIG. 1;

FIG. 7 is a bottom view of the bed skirt support of FIG. 1;

FIG. 8 is a perspective view of a second embodiment of a bed skirt support of the present invention;

FIG. 9 is a front view of the bed skirt support of FIG. 8;

FIG. 10 is a back view of the bed skirt support of FIG. 8;

FIG. 11 is a right side view of the bed skirt support of FIG. 8, the left side view being a mirror image thereof;

FIG. 12 is a top view of the bed skirt support of FIG. 8; and,

FIG. 13 is a bottom view of the bed skirt support of FIG. 8.

The broken lines included in FIGS. 1 and 8 illustrate a mattress and/or a box spring and form no part of the claimed design. The broken lines in the remaining figures illustrate a central portion of the bed skirt support and a zipper pull and likewise form no part of the claimed design.

The broken lines in the remaining figures illustrate a central portion of the bed skirt support and a zipper pull and likewise form no part of the claimed design.

The broken lines in the remaining figures illustrate a central portion of the bed skirt support and a zipper pull and likewise form no part of the claimed design.

The broken lines in the remaining figures illustrate a central portion of the bed skirt support and a zipper pull and likewise form no part of the claimed design.

The broken lines in the remaining figures illustrate a central portion of the bed skirt support and a zipper pull and likewise form no part of the claimed design.

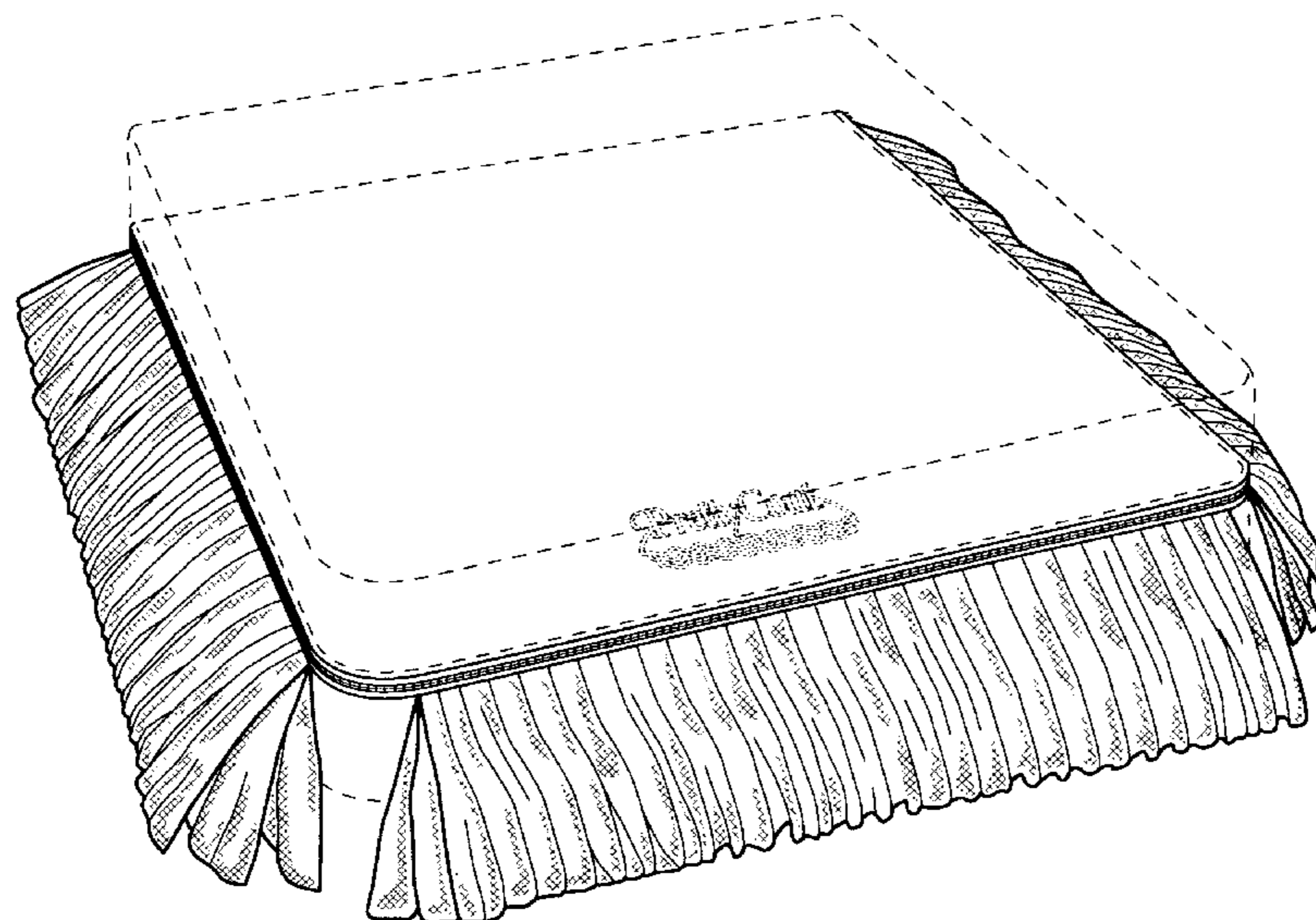
The broken lines in the remaining figures illustrate a central portion of the bed skirt support and a zipper pull and likewise form no part of the claimed design.

The broken lines in the remaining figures illustrate a central portion of the bed skirt support and a zipper pull and likewise form no part of the claimed design.

The broken lines in the remaining figures illustrate a central portion of the bed skirt support and a zipper pull and likewise form no part of the claimed design.

The broken lines in the remaining figures illustrate a central portion of the bed skirt support and a zipper pull and likewise form no part of the claimed design.

1 Claim, 10 Drawing Sheets






FIG.1

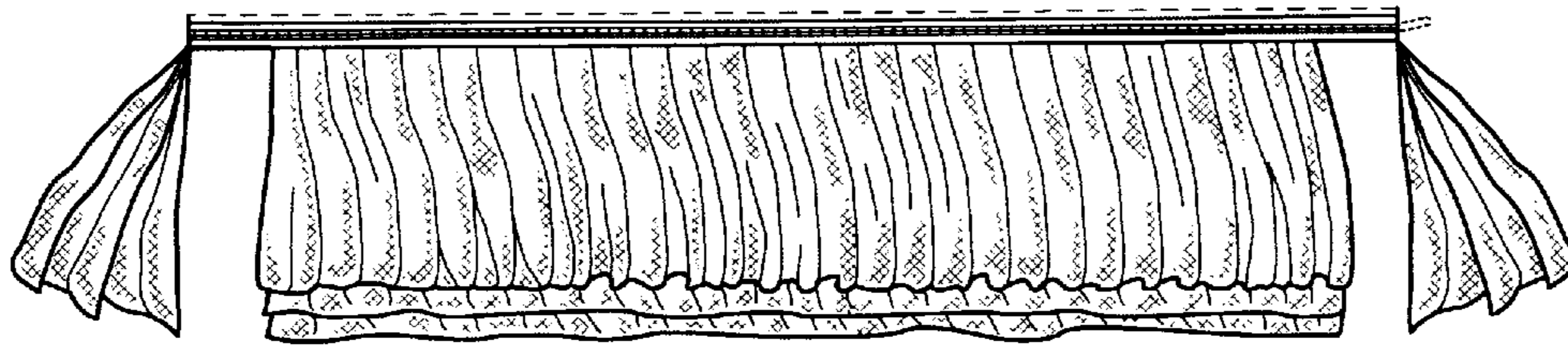


FIG. 2




FIG. 3

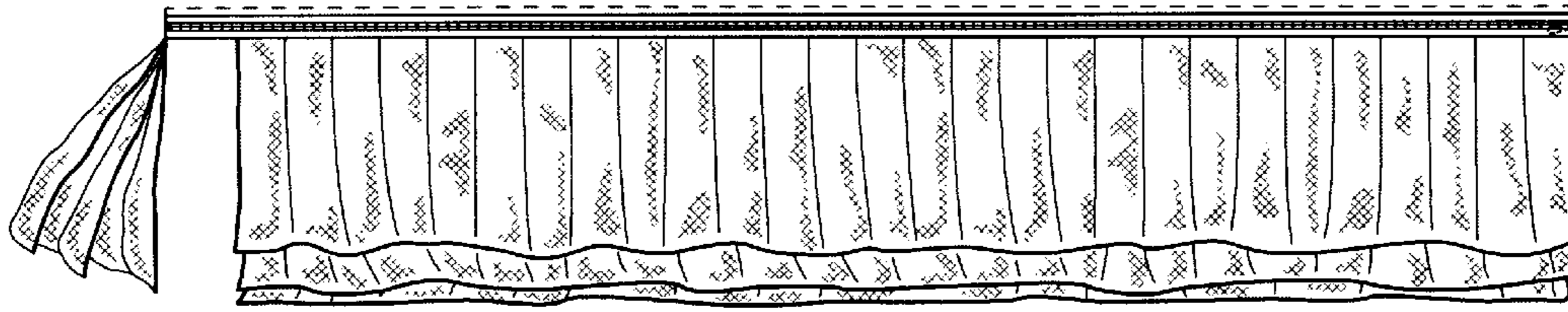


FIG. 4

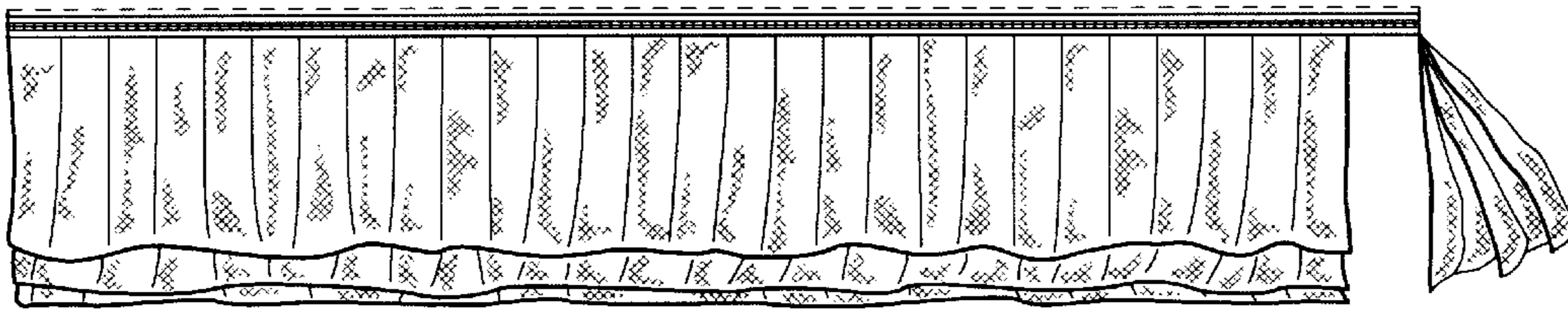


FIG. 5

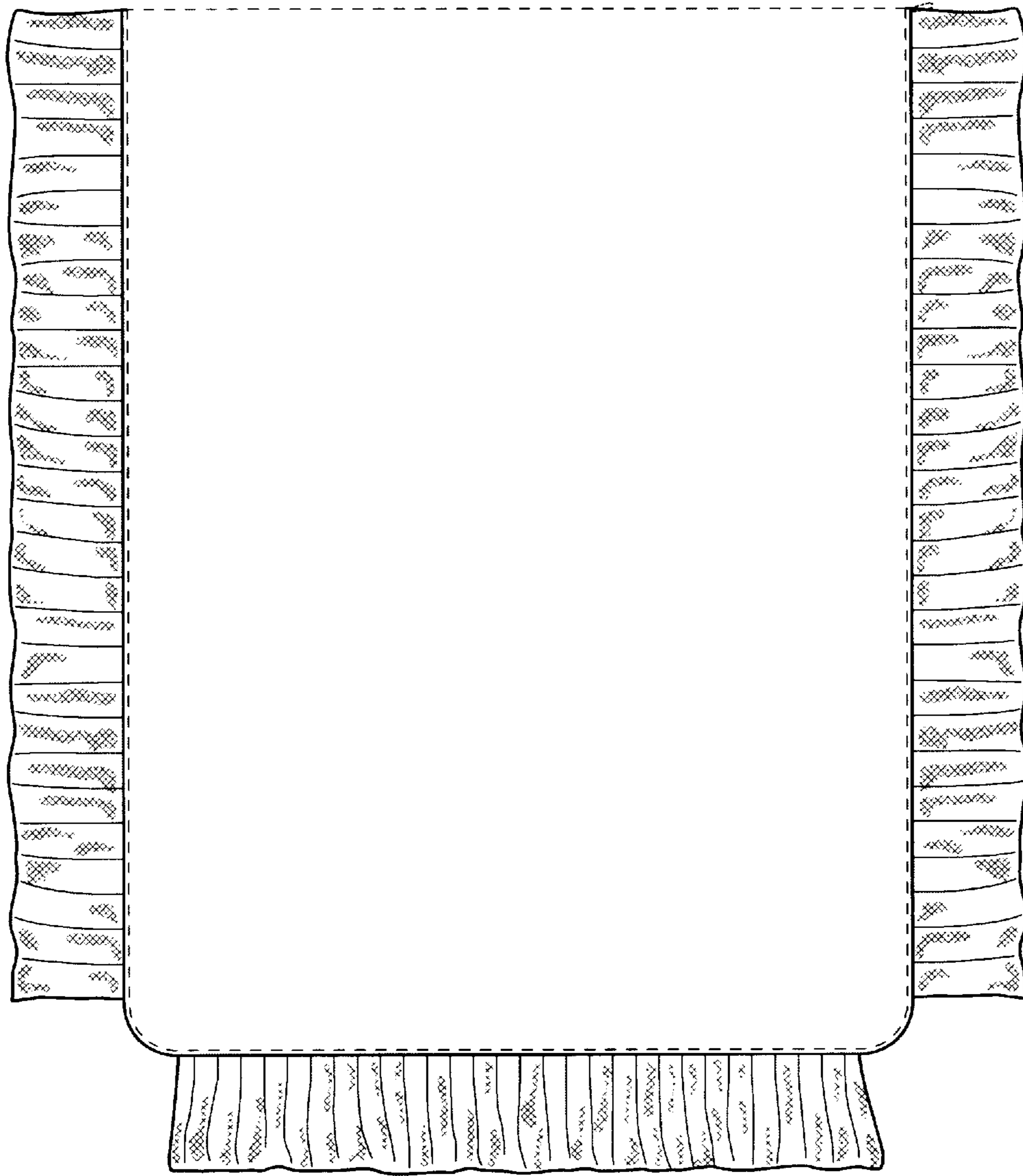


FIG. 6




FIG.7




FIG.8

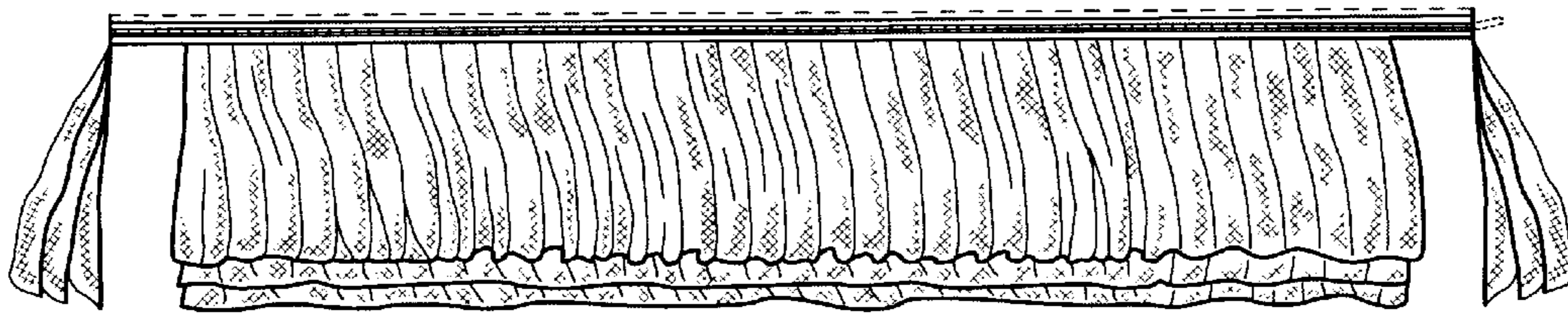


FIG. 9

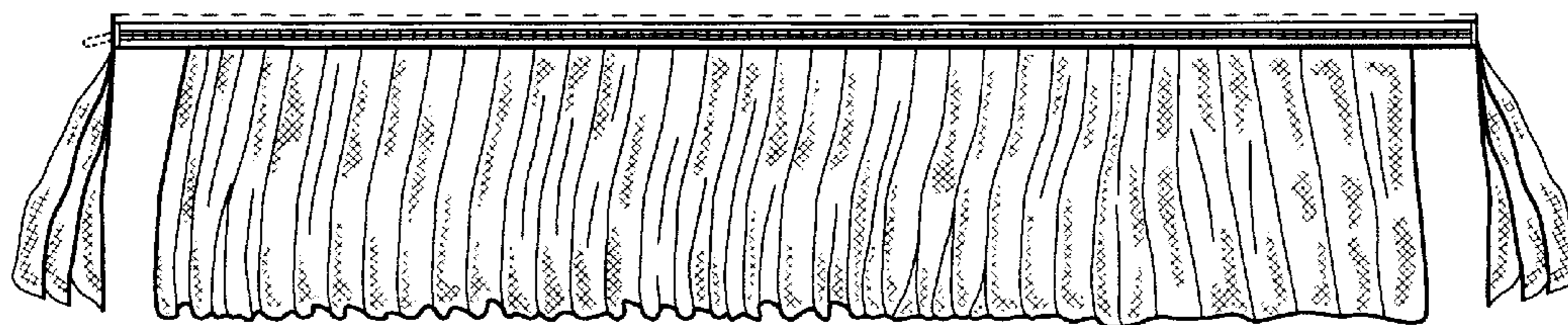


FIG. 10

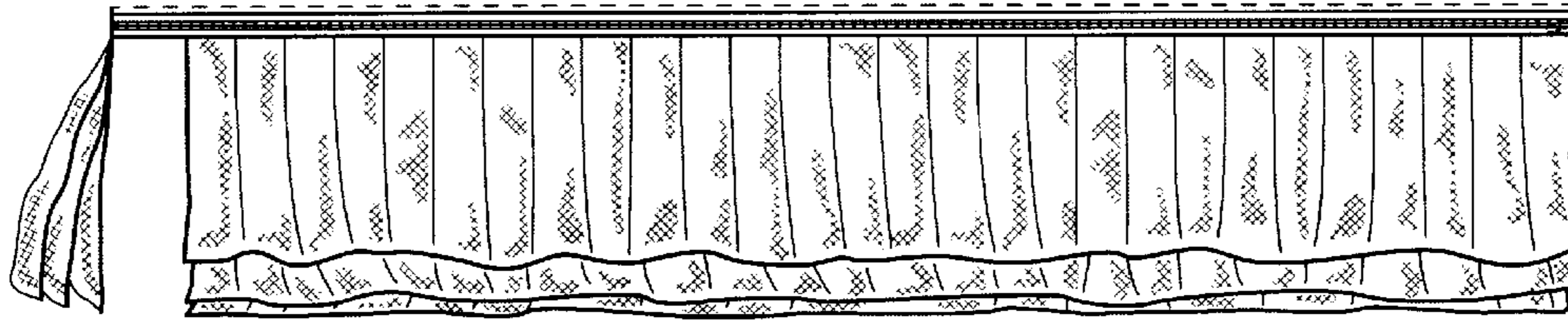


FIG.11




FIG.12




FIG.13