

US00D540599S

(12) **United States Design Patent**
Krumpe et al.

(10) **Patent No.:** **US D540,599 S**

(45) **Date of Patent:** **** Apr. 17, 2007**

(54) **WALL MOUNTED BAR**

(75) Inventors: **Geraint Krumpe**, Chicago, IL (US);
Victor Hoernig, Lowell, IN (US)

(73) Assignee: **Liberty Hardware Mfg. Corp.**,
Winston-Salem, NC (US)

(**) Term: **14 Years**

(21) Appl. No.: **29/265,754**

(22) Filed: **Sep. 8, 2006**

(51) **LOC (8) Cl.** **06-04**

(52) **U.S. Cl.** **D6/549**

(58) **Field of Classification Search** D6/546-550,
D6/518-519, 522-524; D8/300, 303, 315-321;
108/28-29; 211/13.1, 16, 60.1, 86.01, 87.01,
211/88.01, 88.04, 100, 105.1-105.2, 123,
211/181.1, 182; 248/175, 176.1, 251, 302;
16/110.1, 412, 415; 242/570, 590, 595-598
See application file for complete search history.

(56) **References Cited**

U.S. PATENT DOCUMENTS

D427,471 S * 7/2000 Chen D6/549
D449,952 S * 11/2001 Lyndon D6/549

D454,743 S * 3/2002 Ou-Young D6/549
D454,745 S * 3/2002 Wright D6/550
D455,592 S * 4/2002 Ou-Young D6/549
D455,823 S * 4/2002 Zetsche D23/304
D472,417 S * 4/2003 Hunt D6/549
D477,951 S * 8/2003 Ouano D6/549
D479,931 S * 9/2003 Gilbert D6/549

* cited by examiner

Primary Examiner—Brian N Vinson

(74) *Attorney, Agent, or Firm*—Edgar A. Zarins; Lloyd D. Doigan

(57) **CLAIM**

The ornamental design for a wall mounted bar, as shown and described.

DESCRIPTION

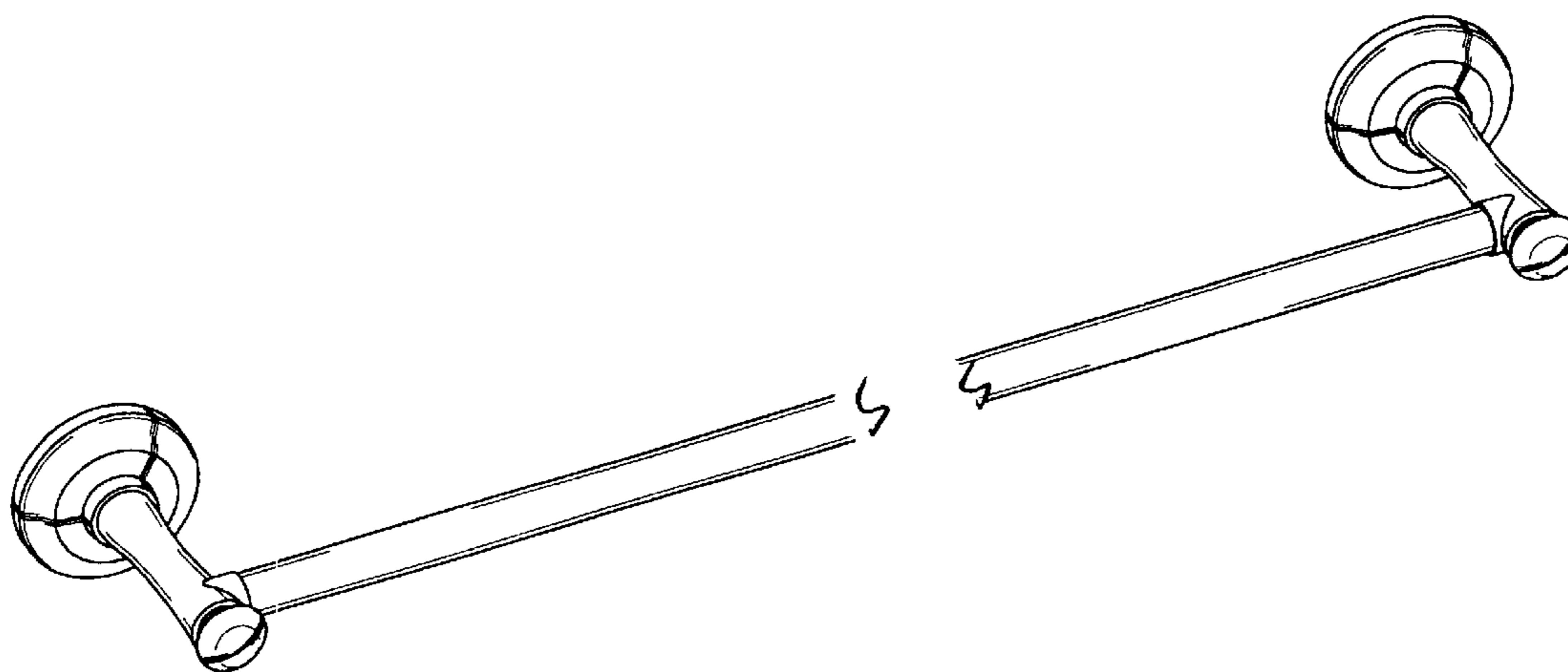
FIG. 1 is a perspective view of a wall mounted bar showing our new design;

FIG. 2 is a front elevational view thereof; and,

FIG. 3 is a top plan view thereof, the bottom side being a mirror image of the side shown.

The bar shown broken-away in the views is understood to represent indeterminate length.

1 Claim, 1 Drawing Sheet



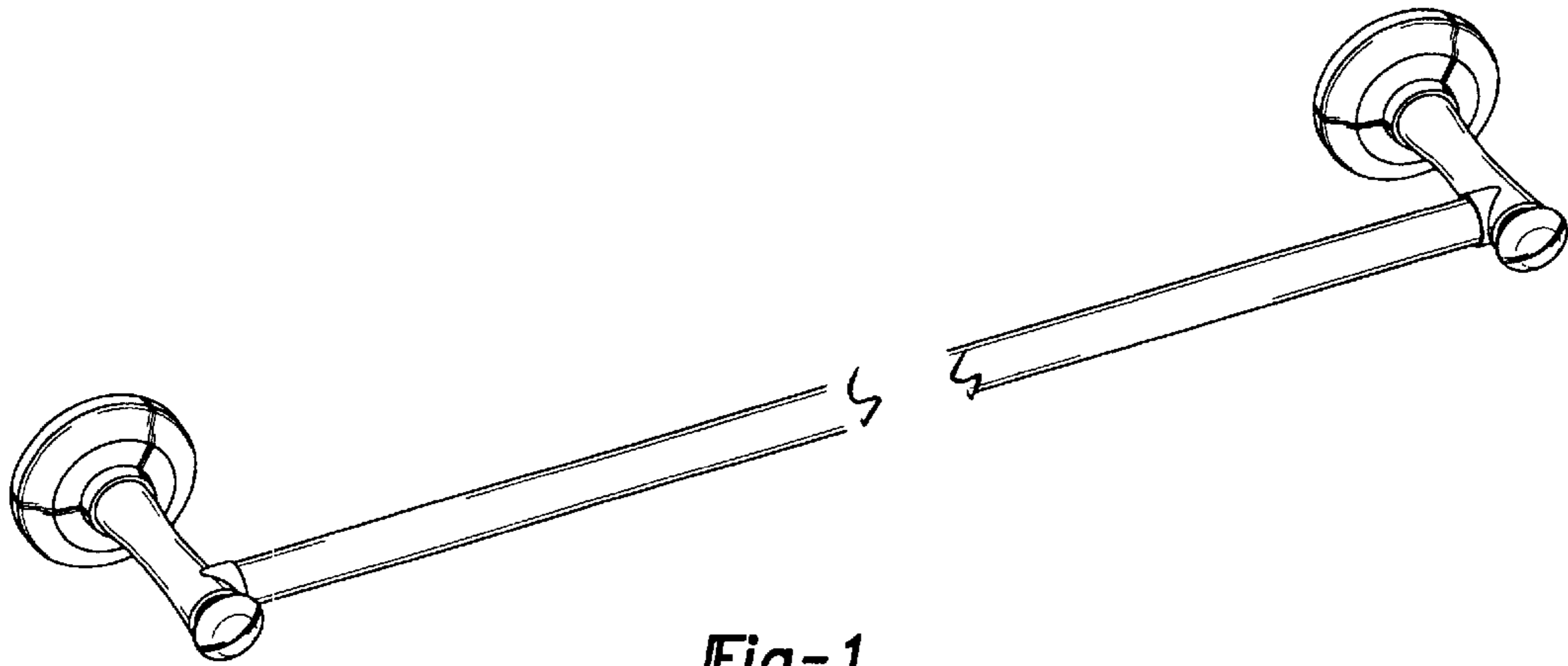


Fig-1

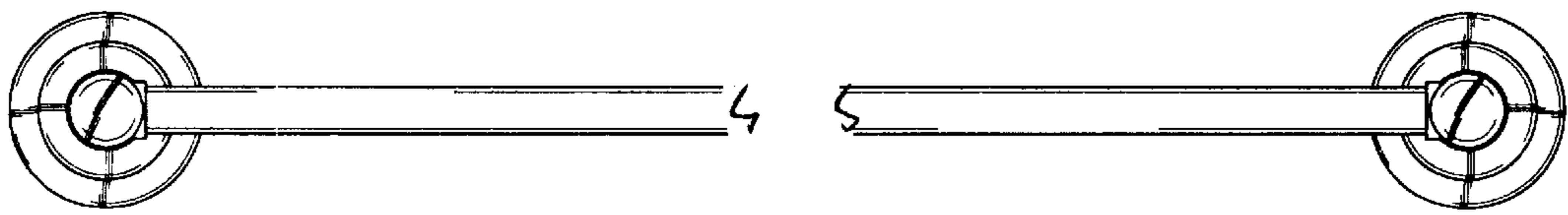


Fig-2

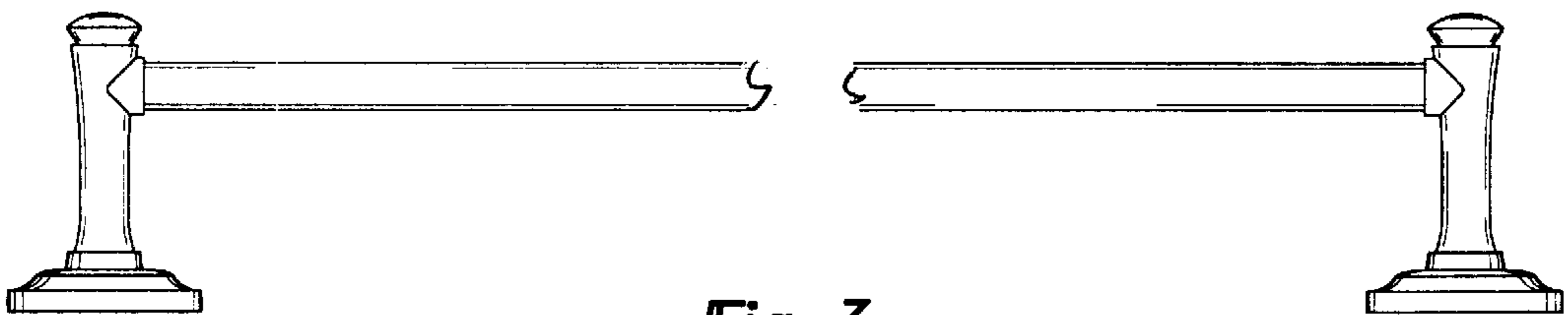


Fig-3