



US00D540596S

(12) **United States Design Patent**
Duggan

(10) **Patent No.:** **US D540,596 S**

(45) **Date of Patent:** **** Apr. 17, 2007**

(54) **TOWEL BAR**

(75) Inventor: **Edward Benjamin Duggan,**
Cambridge, MA (US)

(73) Assignee: **Norwell, Inc.,** East Tauton, MA (US)

(**) Term: **14 Years**

(21) Appl. No.: **29/229,559**

(22) Filed: **May 9, 2005**

(51) **LOC (8) Cl.** **06-04**

(52) **U.S. Cl.** **D6/549**

(58) **Field of Classification Search** D6/546-550,
D6/518-519, 522-524; D8/300, 303, 315-321;
108/28-29; 211/13.1, 16, 60.1, 86.01, 87.01,
211/88.01, 88.04, 100, 105.1-105.2, 123,
211/181.1, 182; 248/175, 176.1, 251, 302;
16/110.1, 412, 415; 242/570, 590, 595-598
See application file for complete search history.

(56) **References Cited**

U.S. PATENT DOCUMENTS

D454,742 S * 3/2002 Meck et al. D6/549
D463,935 S * 10/2002 Zhao D6/549
D477,952 S * 8/2003 Gilbert D6/549

D478,448 S * 8/2003 Hoernig D6/549
D479,931 S * 9/2003 Gilbert D6/549
D492,530 S * 7/2004 Chen D6/549

* cited by examiner

Primary Examiner—Brian N Vinson

(74) *Attorney, Agent, or Firm*—Albert Peter Durigon

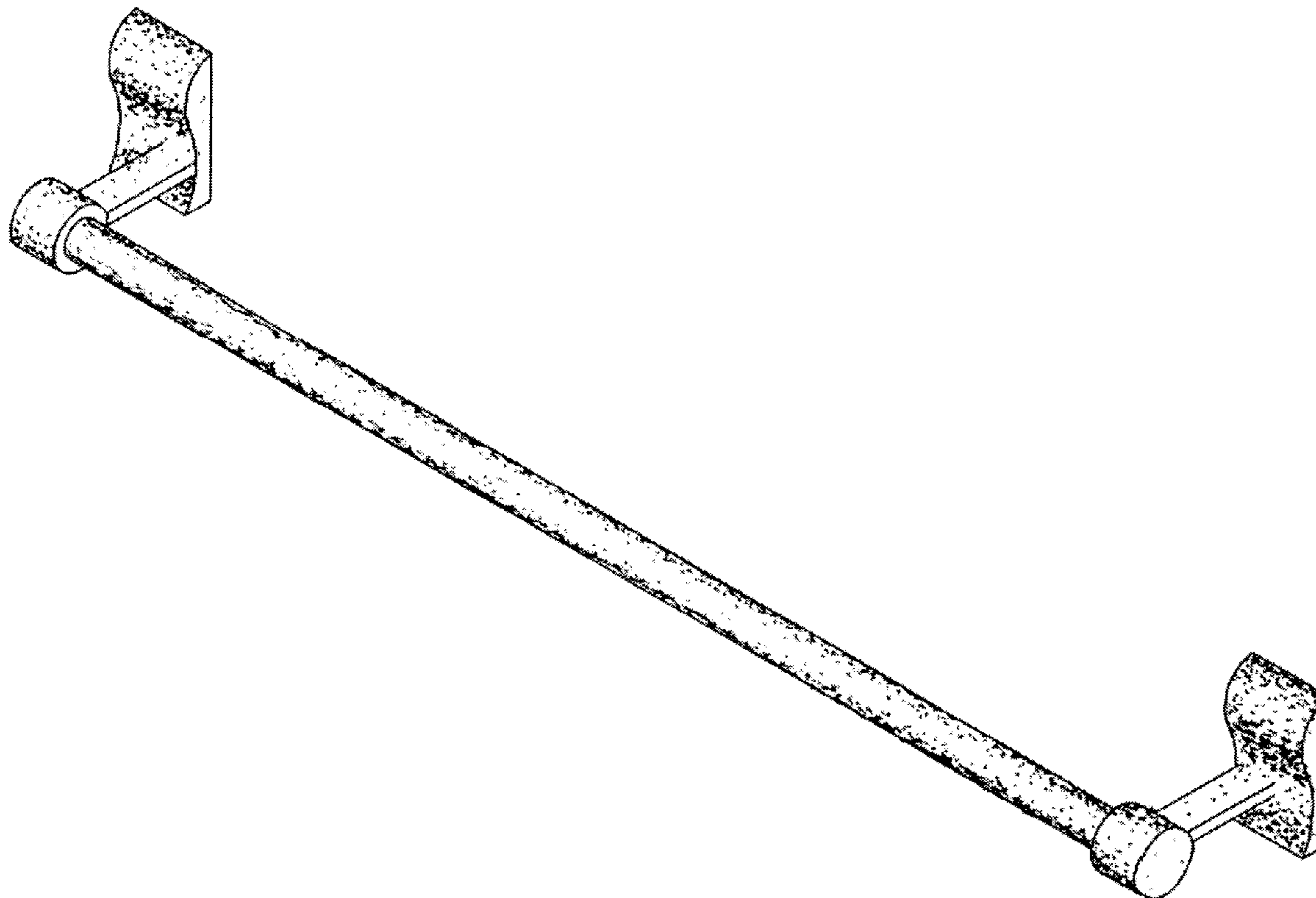
(57) **CLAIM**

The ornamental design for a towel bar, as shown and described.

DESCRIPTION

FIG. 1 is a front isometric view of the towel bar of the present invention;
FIG. 2 is a front plan view of the towel bar of the present invention;
FIG. 3 is a back plan view of the towel bar of the present invention;
FIG. 4 is a left side elevational view of the novel towel bar of the present invention, the right side of which is its mirror image;
FIG. 5 is a top plan view of the towel bar of the present invention; and,
FIG. 6 is a bottom plan view of the towel bar of the present invention.

1 Claim, 6 Drawing Sheets



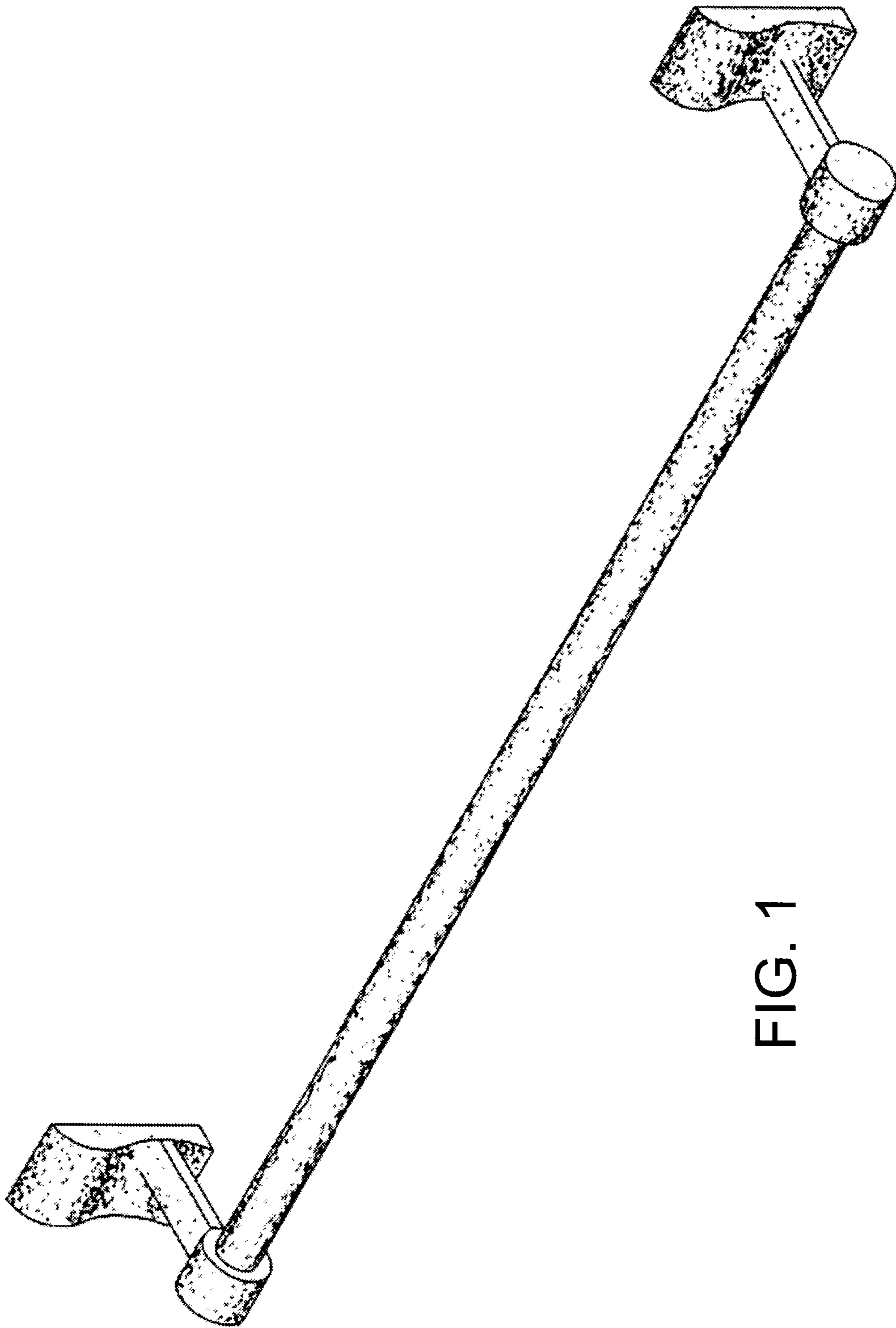


FIG. 1




FIG. 2




FIG. 3

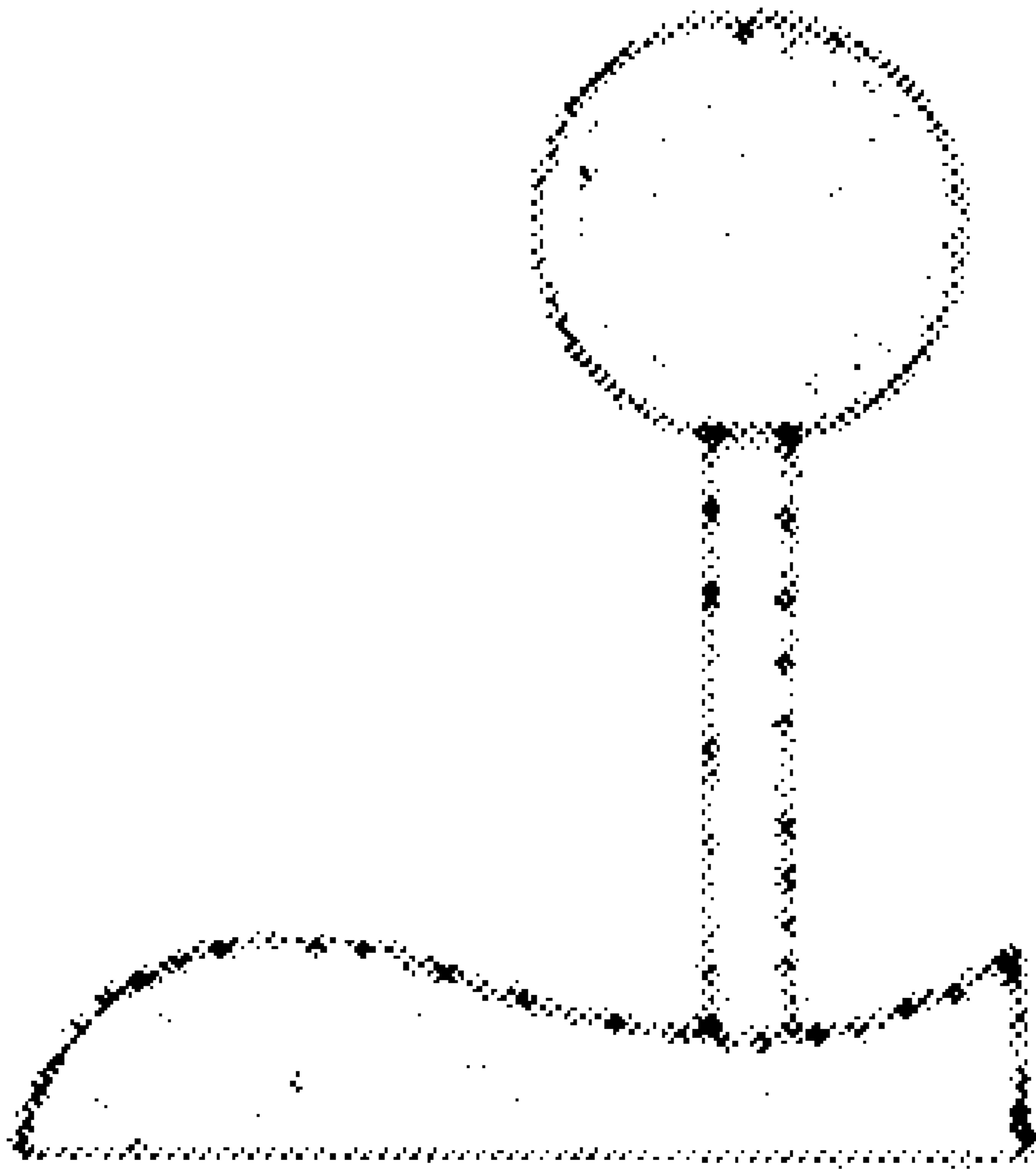


FIG. 4




FIG. 5



Fig. 6