



US00D540585S

(12) **United States Design Patent**
Igarashi

(10) **Patent No.:** **US D540,585 S**

(45) **Date of Patent:** **** Apr. 17, 2007**

(54) **TOWEL BAR**

4,465,198 A * 8/1984 Martin 211/105.3
D276,387 S * 11/1984 Conti D6/549

(75) Inventor: **Ken Igarashi**, Kitakyushu (JP)

* cited by examiner

(73) Assignee: **Toto Ltd.**, Fukouka (JP)

Primary Examiner—Brian N Vinson

(**) Term: **14 Years**

(74) *Attorney, Agent, or Firm*—Birch, Stewart, Kolasch & Birch, LLP

(21) Appl. No.: **29/256,844**

(57) **CLAIM**

(22) Filed: **Mar. 27, 2006**

The ornamental design for a towel bar, as shown and described.

(51) **LOC (8) Cl.** **20-02**

(52) **U.S. Cl.** **D6/518**

(58) **Field of Classification Search** D6/546–550,
D6/518–519, 522–524; D8/300, 303, 315–321;
108/28–29; 211/13.1, 16, 60.1, 86.01, 87.01,
211/88.01, 88.04, 100, 105.1–105.2, 123,
211/181.1, 182; 248/175, 176.1, 251, 302;
16/110.1, 412, 415; 242/570, 590, 595–598
See application file for complete search history.

DESCRIPTION

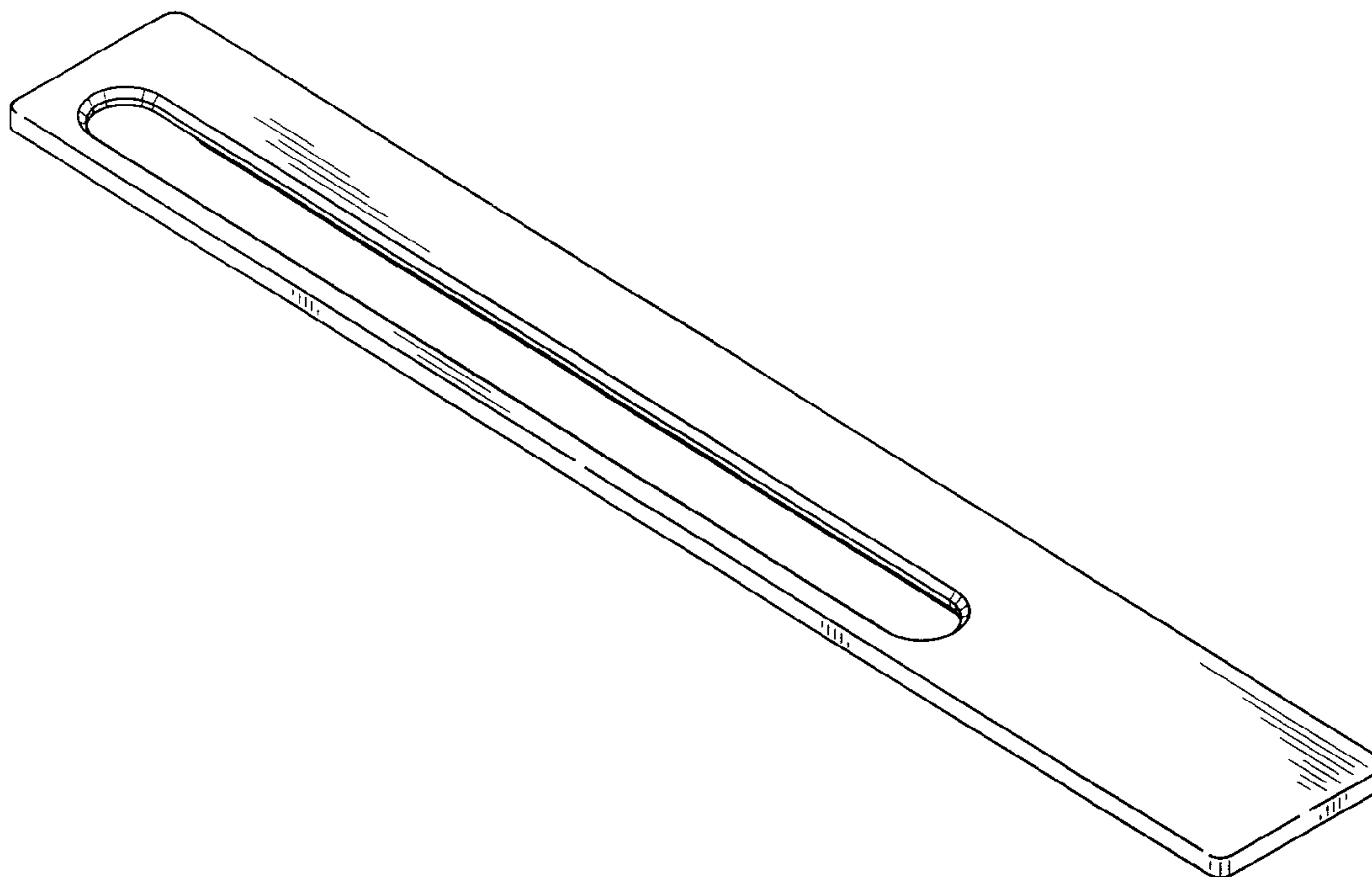
FIG. 1 is a perspective view of the top, front and right side of a towel bar showing my new design;
FIG. 2 is a front view thereof;
FIG. 3 is a top plan view thereof;
FIG. 4 is a bottom view thereof;
FIG. 5 is a rear view thereof;
FIG. 6 is a left side view thereof; and,
FIG. 7 is a right side view thereof.

(56) **References Cited**

U.S. PATENT DOCUMENTS

D263,182 S * 3/1982 Thompson D6/546

1 Claim, 2 Drawing Sheets






FIG. 1



FIG. 2




FIG. 3

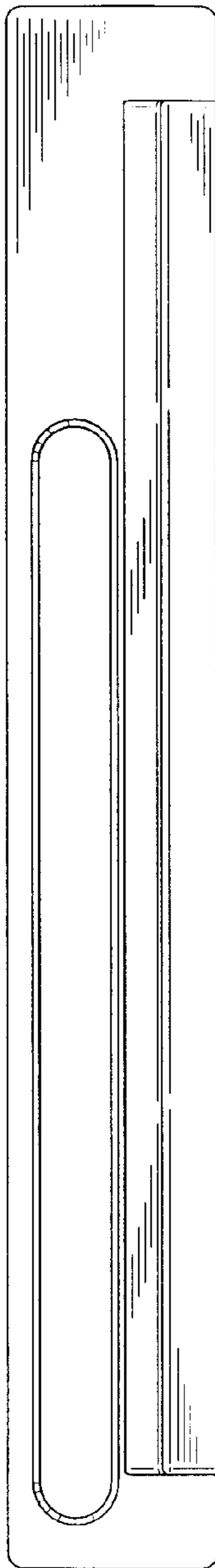


FIG. 4

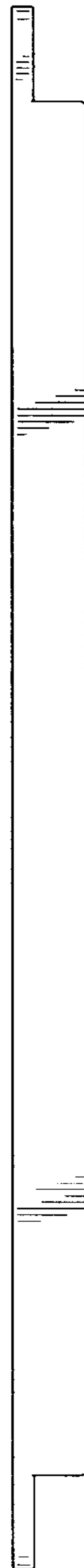


FIG. 5

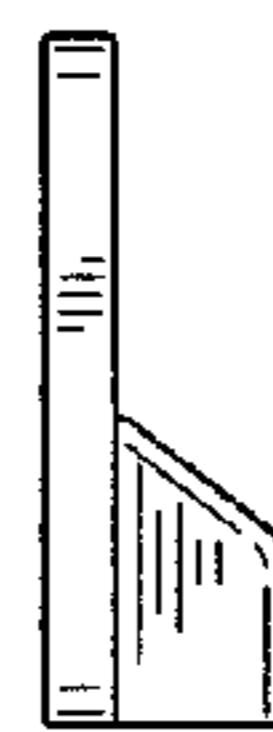


FIG. 6



FIG. 7