

US00D540582S

(12) **United States Design Patent**
Ohlson

(10) **Patent No.:** **US D540,582 S**

(45) **Date of Patent:** **** Apr. 17, 2007**

(54) **TABLE TOP**

(75) Inventor: **Carl-Eric Ohlson**, Stockholm (SE)

(73) Assignee: **AO Medical Products Sweden Aktiebolag**, Kista (SE)

(**) Term: **14 Years**

(21) Appl. No.: **29/237,696**

(22) Filed: **Sep. 6, 2005**

(30) **Foreign Application Priority Data**

Mar. 3, 2005 (EM) 000303771

(51) **LOC (8) Cl.** **06-06**

(52) **U.S. Cl.** **D6/511; D6/482**

(58) **Field of Classification Search** D6/480-489,
D6/511, 338, 339, 406.1, 422; 108/50.01,
108/50.02, 150, 153.1, 155, 156, 157.1, 161
See application file for complete search history.

(56) **References Cited**

U.S. PATENT DOCUMENTS

D166,377 S * 4/1952 Curtis D6/477
D348,360 S * 7/1994 Abbott et al. D6/337

D372,818 S * 8/1996 Snell D6/483
D473,078 S * 4/2003 Haberman D6/480
D495,540 S * 9/2004 Lipsztein D6/511

OTHER PUBLICATIONS

Conference Tables by Kittenger, Sep. 1, 1974, p. Te-4, Nose Moulding table edge at top and center.*

* cited by examiner

Primary Examiner—Janice E. Seeger

(74) *Attorney, Agent, or Firm*—Nixon & Vanderhye P.C.

(57) **CLAIM**

The ornamental design for a “table top,” as shown and described.

DESCRIPTION

FIG. 1 is a top, rear and right side perspective view of a table top according to my design;

FIG. 2 is a top plan view of the table top;

FIG. 3 is a bottom plan view of the table top;

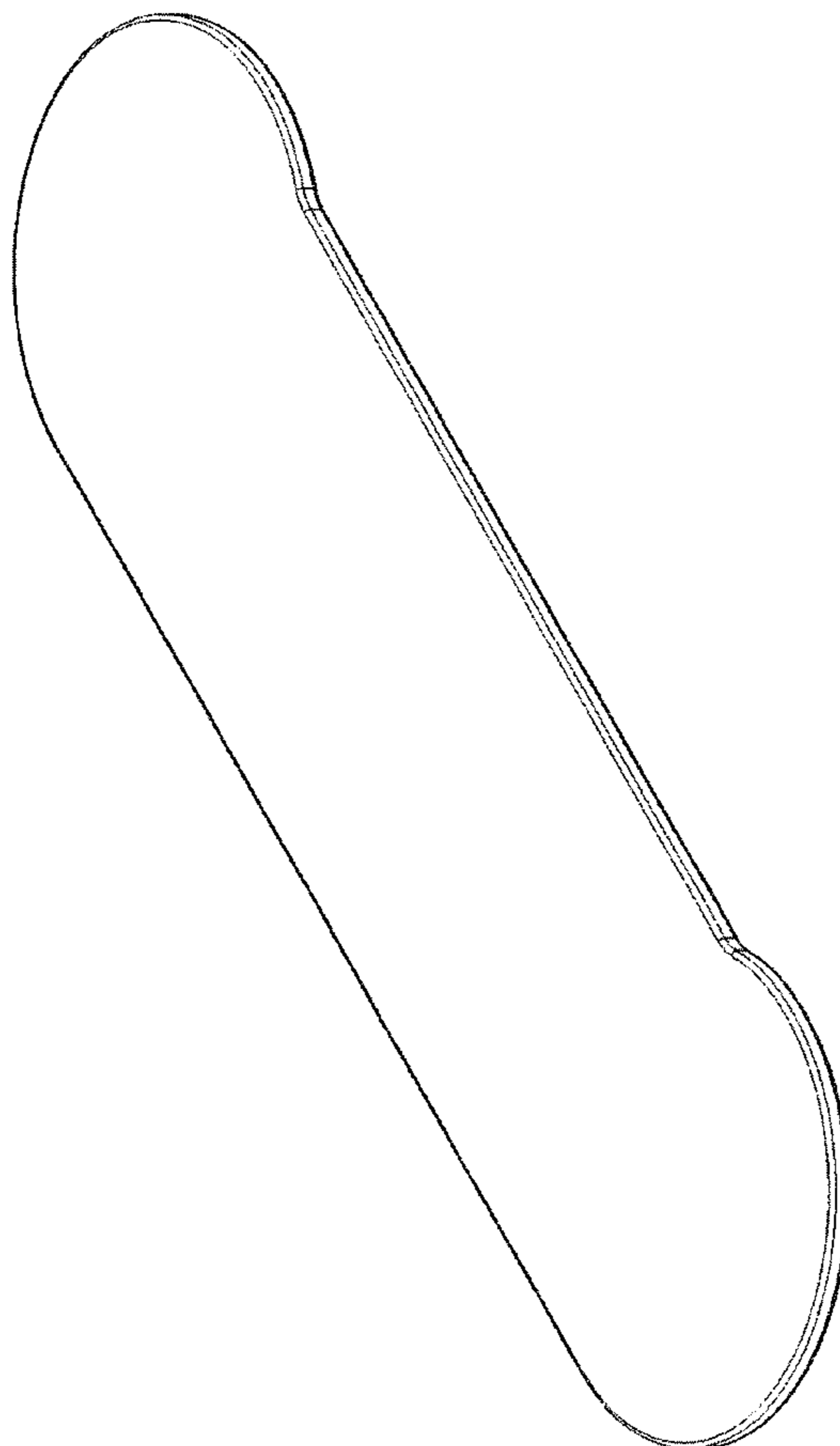
FIG. 4 is a front elevational view of the table top;

FIG. 5 is a rear elevational view of the table top;

FIG. 6 is a left side elevational view of the table top; and,

FIG. 7 is a right side elevational view of the table top.

1 Claim, 6 Drawing Sheets



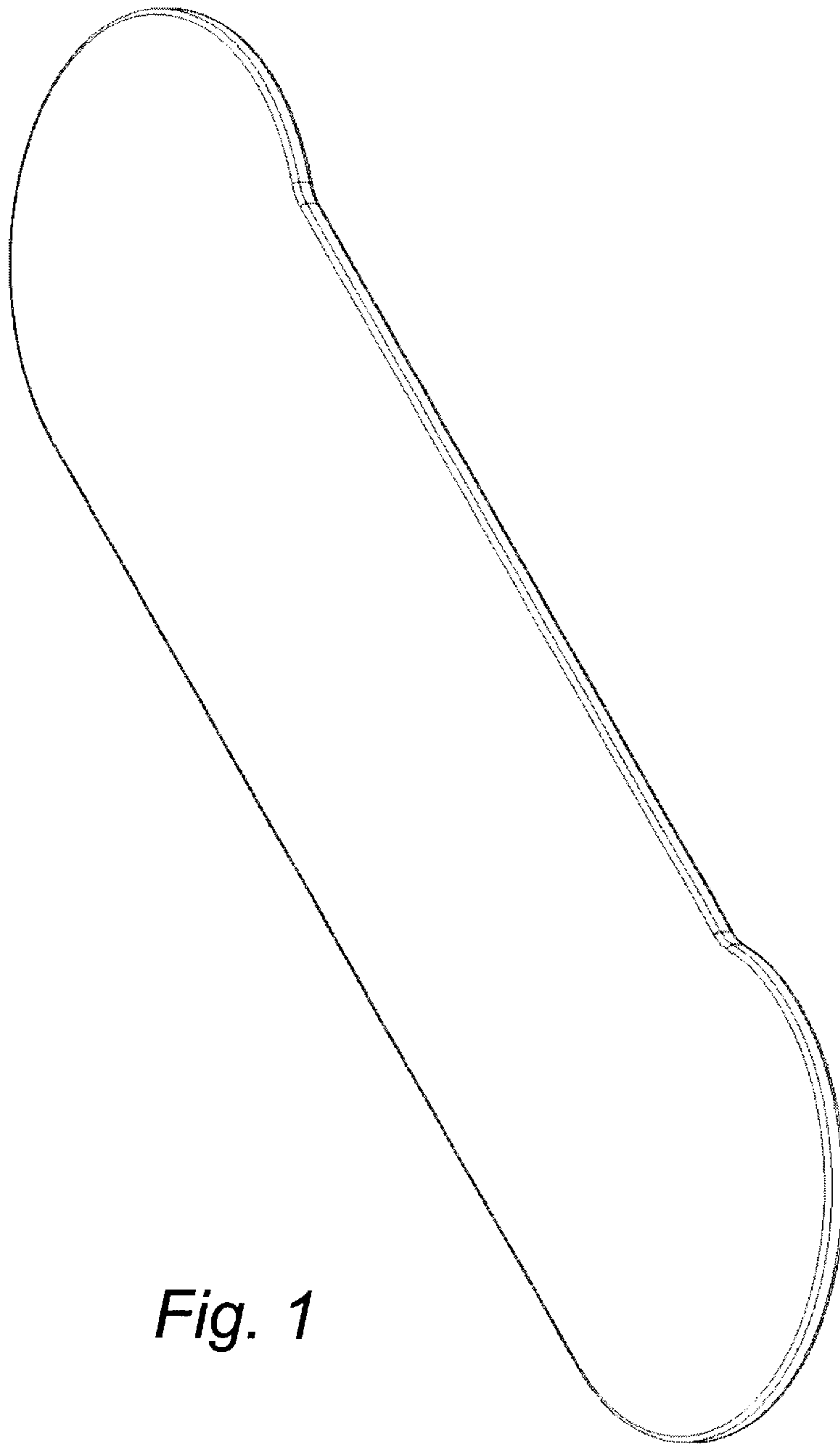


Fig. 1




Fig. 2




Fig. 3



Fig. 4



Fig. 5




Fig. 6




Fig. 7