



US00D540566S

(12) **United States Design Patent**
Scholen et al.

(10) **Patent No.:** **US D540,566 S**

(45) **Date of Patent:** **** Apr. 17, 2007**

(54) **PRODUCT DISPLAY**

(75) Inventors: **Jonah M. Scholen**, Minneapolis, MN (US); **Blake Nielsen**, Schaumburg, IL (US); **Raul S. Romerio**, Ajax (CA); **Aaron Guiden**, Fraserville (CA)

(73) Assignee: **Target Brands, Inc.**, Minneapolis, MN (US)

(**) Term: **14 Years**

(21) Appl. No.: **29/201,783**

(22) Filed: **Mar. 19, 2004**

(51) **LOC (8) Cl.** **06-04**

(52) **U.S. Cl.** **D6/449; D6/448**

(58) **Field of Classification Search** D6/449, D6/451, 455, 457, 466, 468, 471, 474; 211/4, 211/13.1, 49.1, 85.2, 134; 108/159; D7/509; D14/299; D28/38; D16/245; 206/6.1; 304/568.2
See application file for complete search history.

(56) **References Cited**

U.S. PATENT DOCUMENTS

665,800	A	1/1901	Reno	
1,739,730	A	12/1929	Orthwine	
3,204,774	A *	9/1965	Barbieri	211/4
3,688,707	A *	9/1972	White	108/159
4,540,222	A	9/1985	Burrell	
D291,850	S *	9/1987	Perkins et al.	D6/471

(Continued)

OTHER PUBLICATIONS

Product Manual, Freedom Digital Camera Display Version 1.5 Universal Power, Jul. 2003.
Installation Manual, Freedom Version 1.1 Video Switching, Aug. 2003.

Installation Manual, Freedom Version 1.5 Universal Power, Aug. 2003.

Product Manual, Freedom Camcorder Display Version 1.1 Video Switching, Aug. 2003.

Primary Examiner—Robert M. Spear

Assistant Examiner—Mary Ann Calabrese

(74) *Attorney, Agent, or Firm*—Dicke, Billig & Czaja, P.L.L.C.

(57) **CLAIM**

The ornamental design for a product display, as shown and described.

DESCRIPTION

FIG. 1 is an isometric view of a product display according to the invention.

FIG. 2 is a front view of a product display, according to the invention.

FIG. 3 is a rear view of a product display, according to the invention.

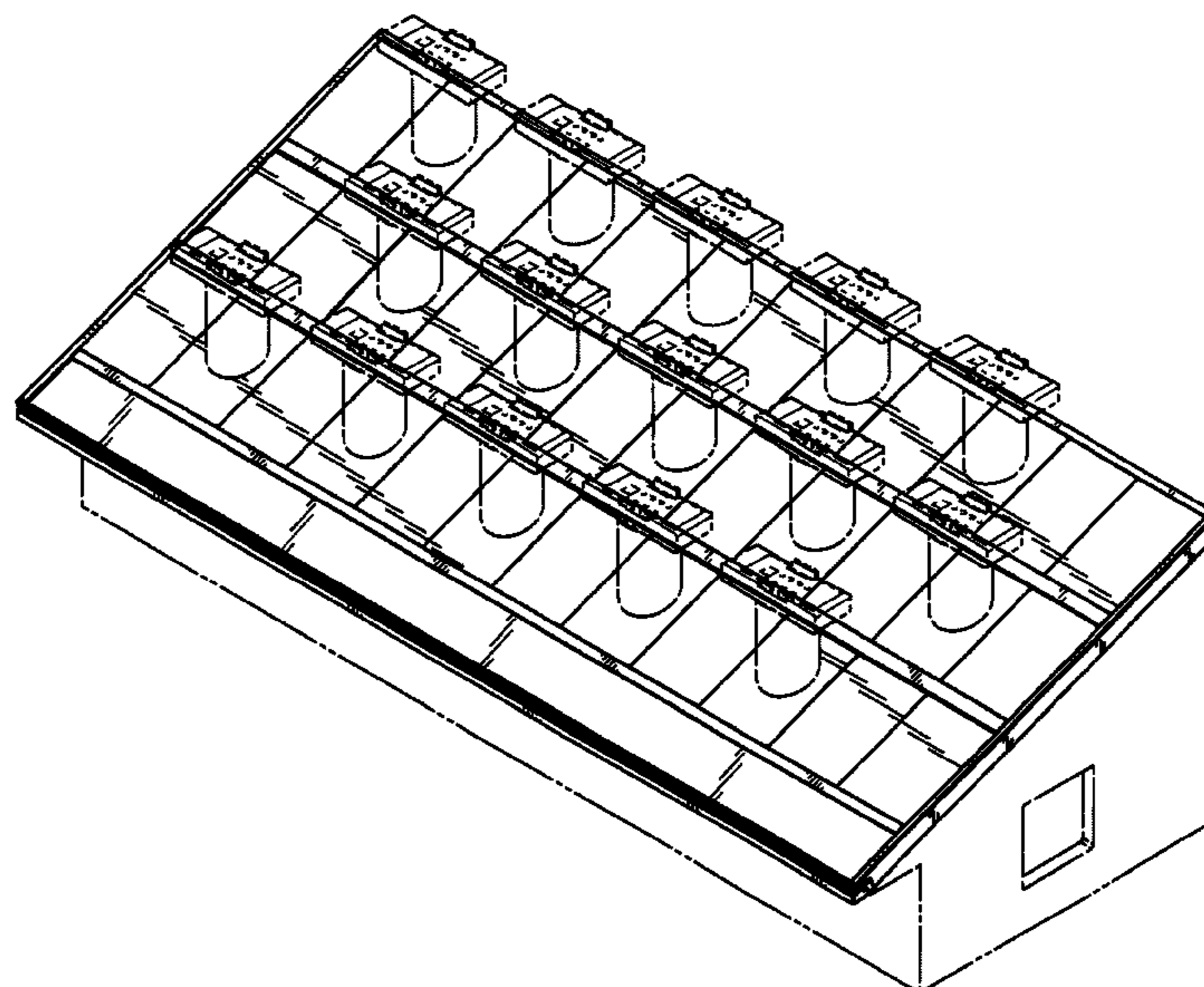
FIG. 4 is a top view of a product display, according to the invention.

FIG. 5 is a bottom view of a product display, according to the invention; and,

FIG. 6 is a right side view of a product display, according to the invention. The left side view is a mirror image of the right side view and is omitted.

In the drawings, the broken lines represent environmental structure forming no part of the claim.

1 Claim, 6 Drawing Sheets



US D540,566 S

Page 2

U.S. PATENT DOCUMENTS

5,124,685	A	6/1992	Rankin		
5,146,205	A	9/1992	Keifer et al.		
5,183,163	A	2/1993	Slaiken		
5,341,124	A	8/1994	Leyden et al.		
5,685,436	A	11/1997	Davet		
D394,173	S	* 5/1998	Habib	D6/474	
5,861,807	A	1/1999	Leyden et al.		
D409,018	S	* 5/1999	Deuschle	D6/466	
6,027,277	A	2/2000	Leyden et al.		
6,039,496	A	3/2000	Bishop		
6,039,498	A	3/2000	Leyden et al.		
D423,821	S	* 5/2000	Crump	D6/466	
6,087,939	A	7/2000	Leyden et al.		
6,161,708	A	12/2000	Myler		
6,236,435	B1	5/2001	Gertz		
D451,640	S	* 12/2001	Adams	D28/38	
D456,211	S	* 4/2002	Price	D7/509	
6,476,717	B1	11/2002	Gross et al.		
6,494,316	B1	* 12/2002	Bloch et al.	206/45.2	
6,516,958	B2	2/2003	Tyski		
6,601,929	B2	8/2003	Marihugh		
6,619,486	B1	* 9/2003	Veloso	211/49.1	
6,698,597	B2	3/2004	Marihugh		
6,874,619	B1	* 4/2005	Hawkes	206/6.1	
7,053,774	B2	* 5/2006	Sedon et al.	340/568.2	

* cited by examiner

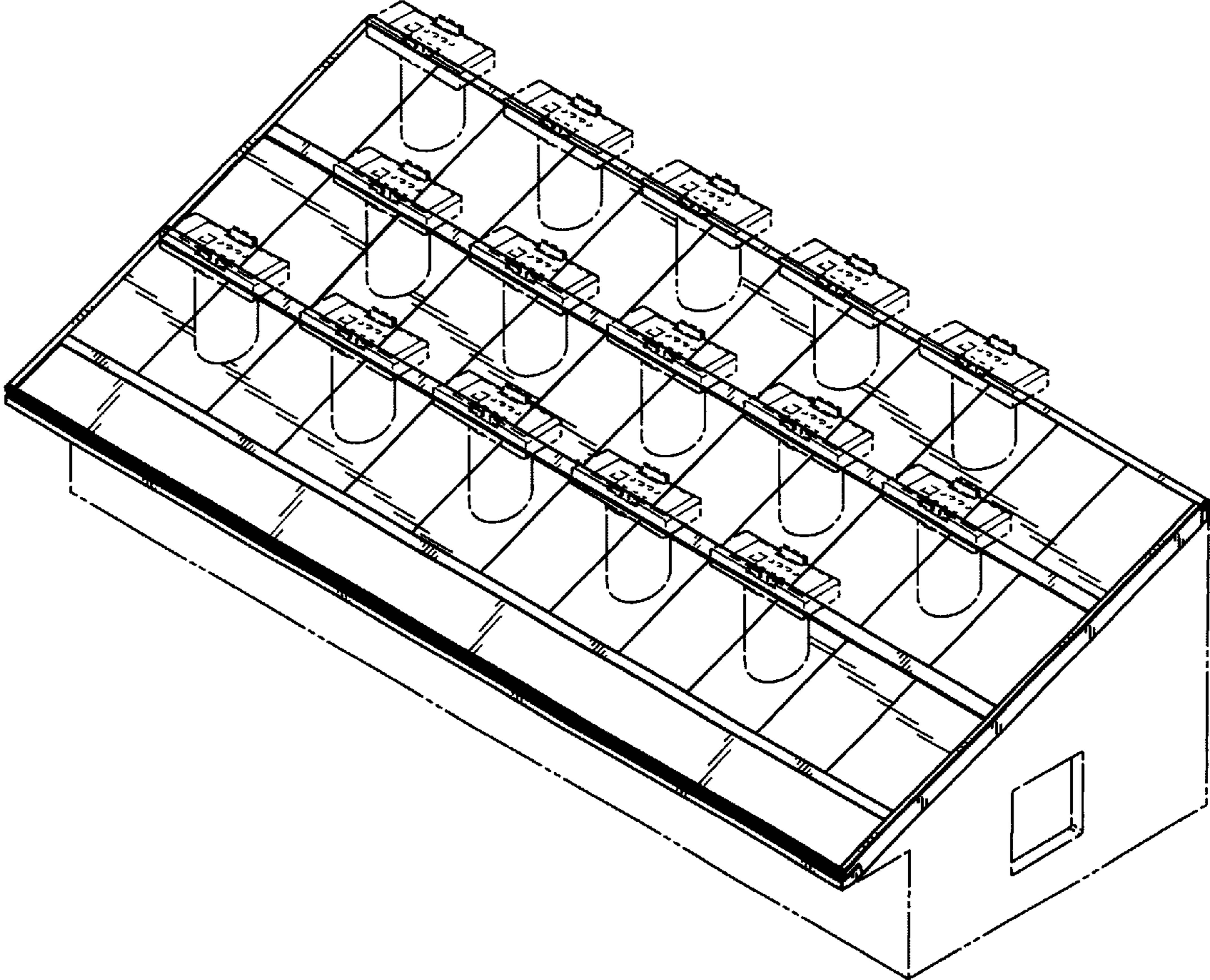


Fig. 1

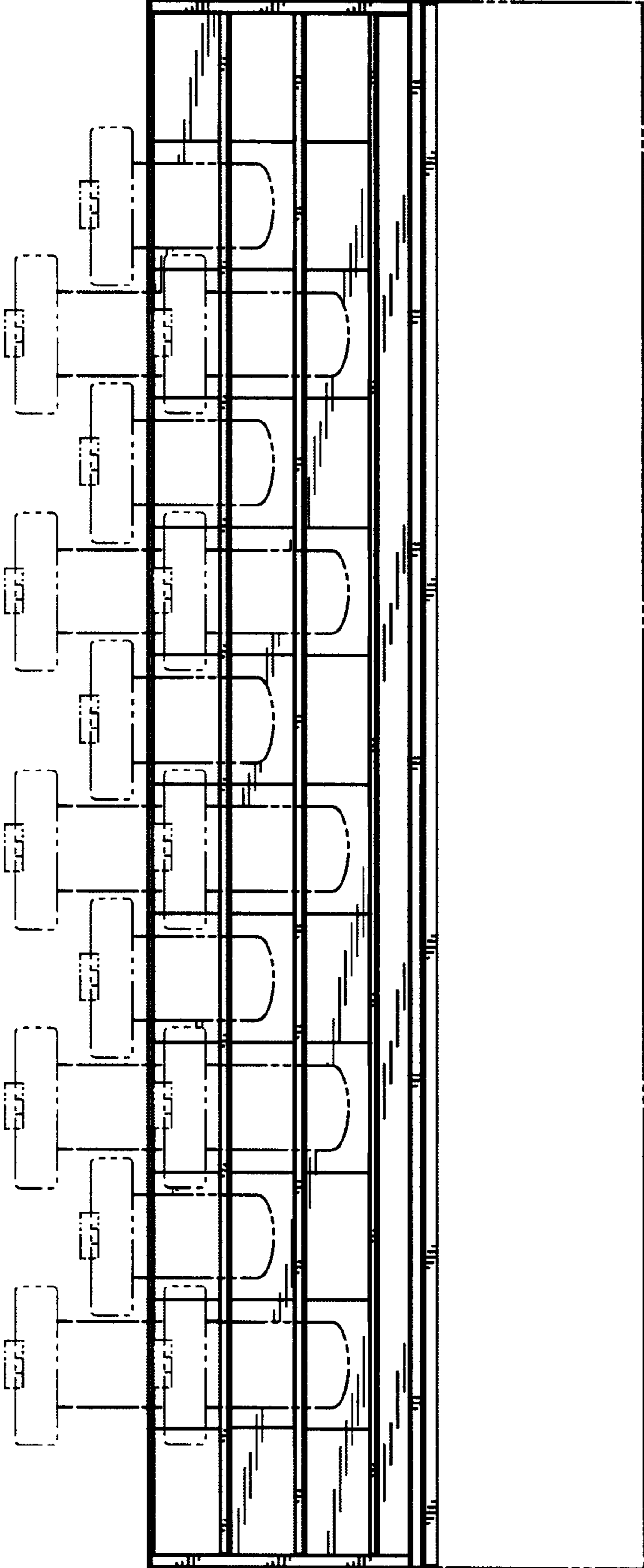


Fig. 2

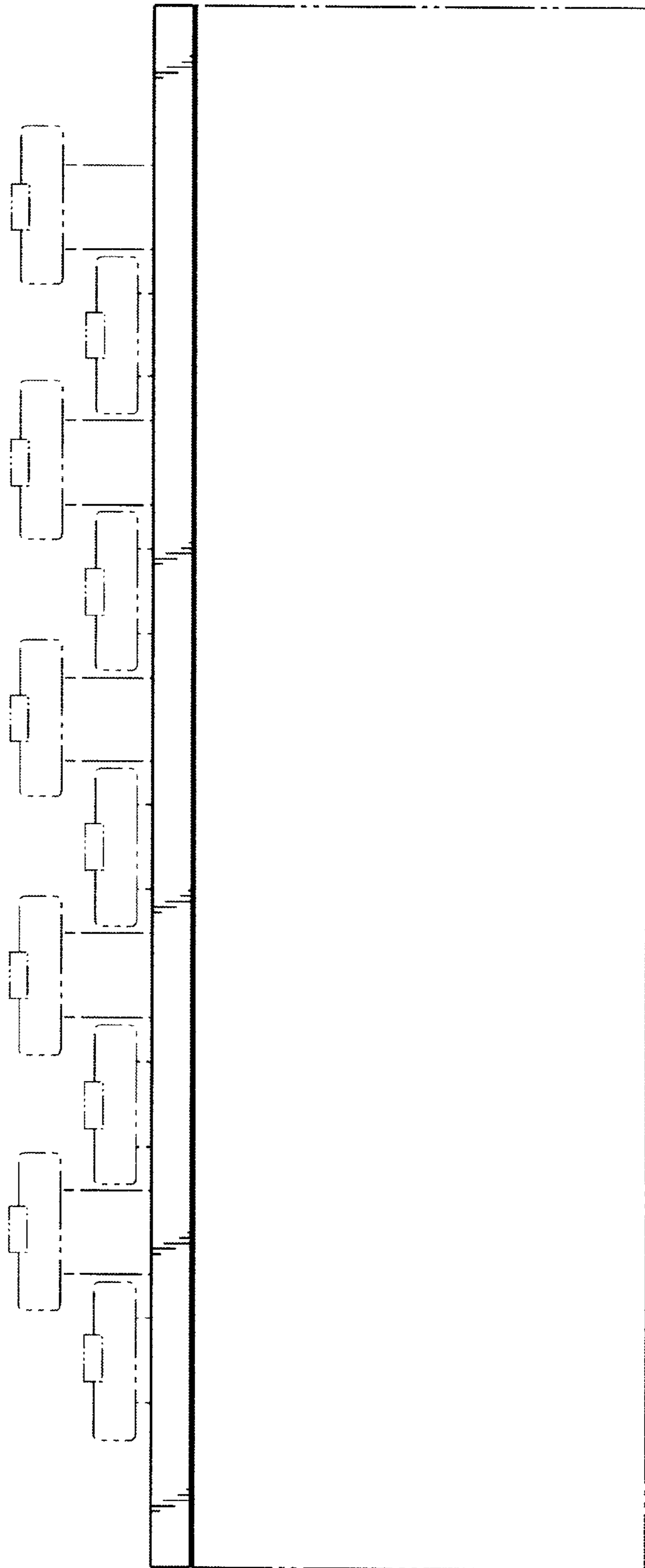


Fig. 3

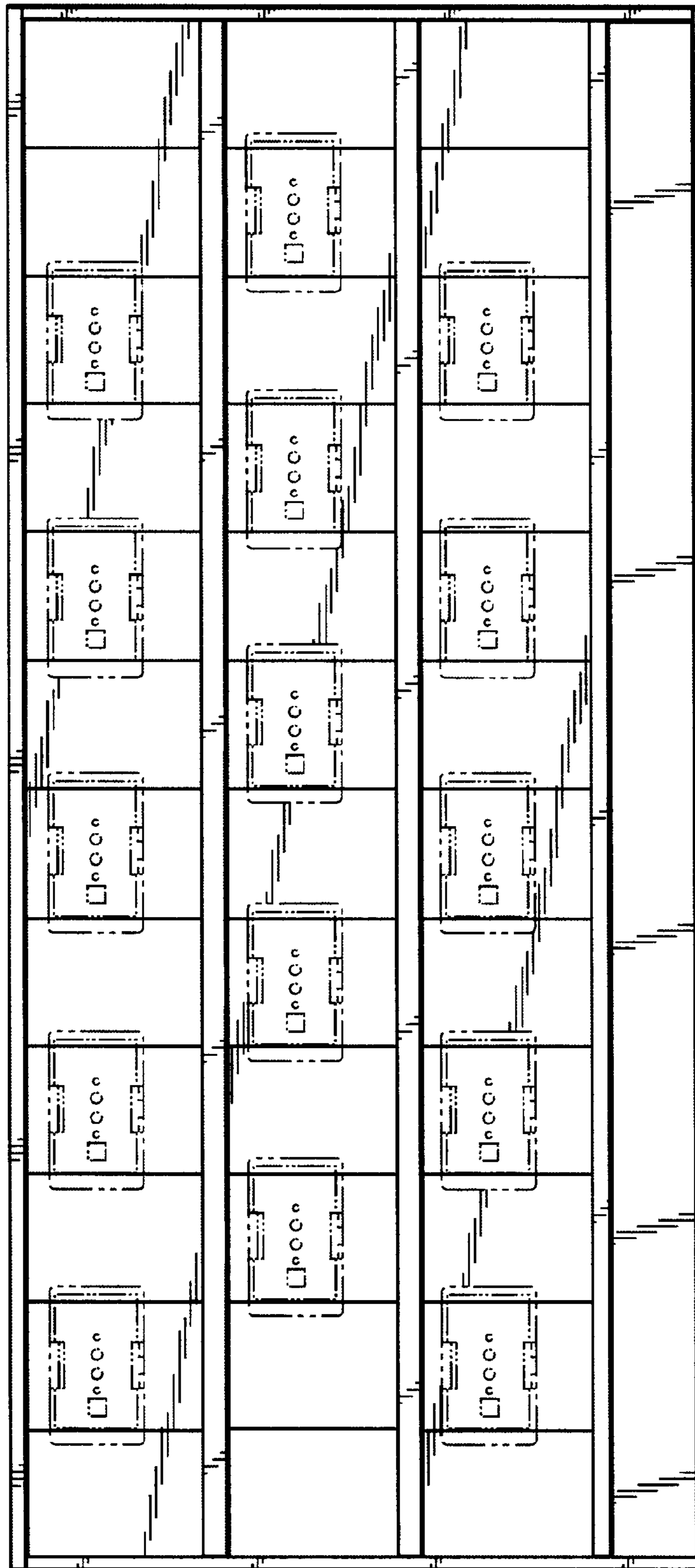


Fig. 4




Fig. 5

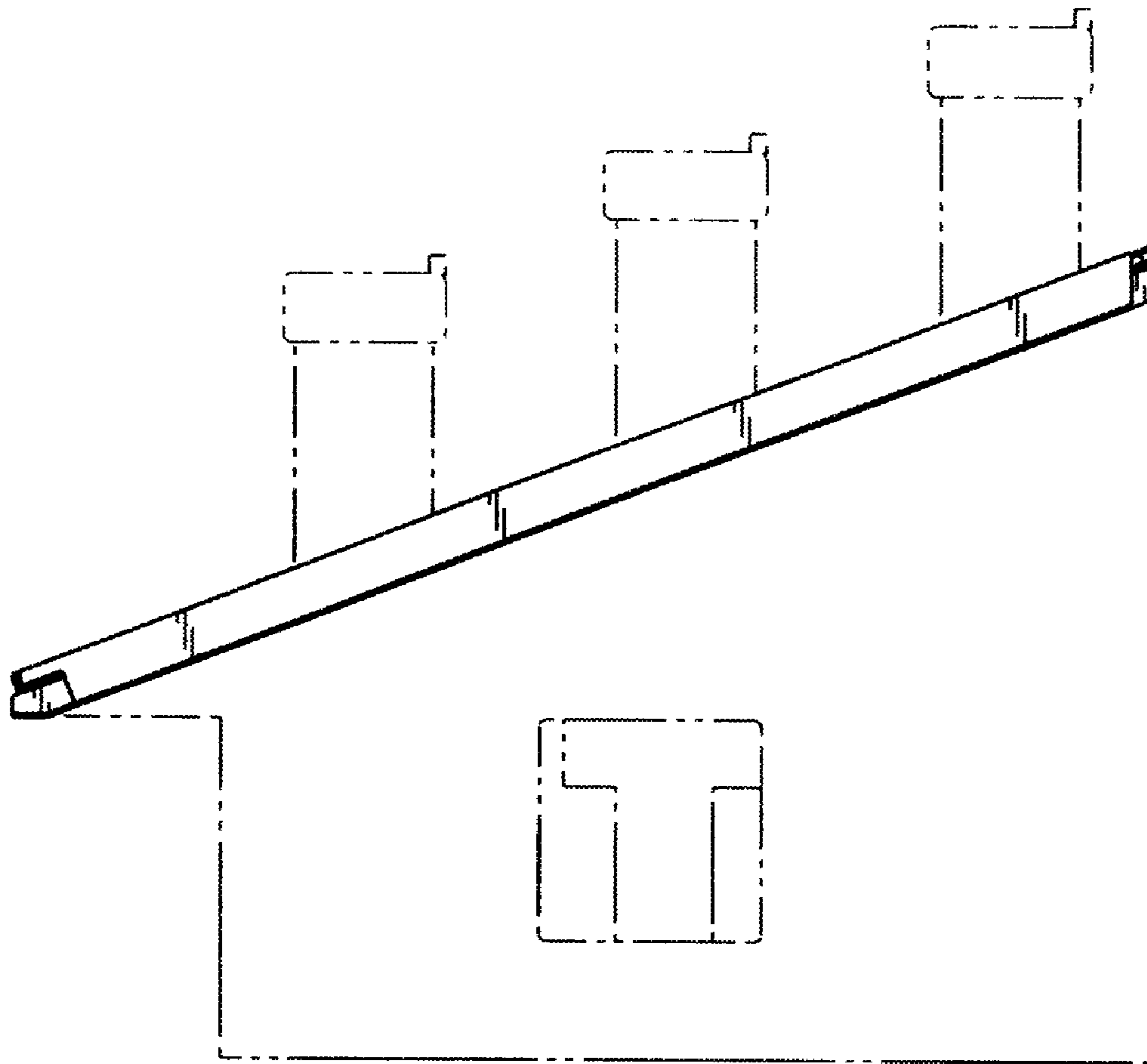


Fig. 6