

US00D540563S

(12) **United States Design Patent** (10) **Patent No.:** **US D540,563 S**
Natuzzi (45) **Date of Patent:** **** Apr. 17, 2007**

(54) **SOFA**
(75) Inventor: **Pasquale Natuzzi**, Santeramo in Colle Bari (IT)
(73) Assignee: **Natuzzi S.p.A.**, Bari (IT)
(**) Term: **14 Years**
(21) Appl. No.: **29/239,231**
(22) Filed: **Sep. 28, 2005**
(51) **LOC (8) Cl.** **06-01**
(52) **U.S. Cl.** **D6/381**
(58) **Field of Classification Search** D6/334, D6/335, 337, 357, 361, 364, 367, 371, 378, D6/381, 382, 383, 393, 500-503; 297/62-63, 297/38, 118, 232-233, 244-245, 311, 445.1, 297/446.1; 5/12.1, 28, 42
See application file for complete search history.

Natuzzi sofa #881, International Home Furnishings Market, High Point, NC, Oct. 1991, 2 pgs.*
Natuzzi sofa #854, International Home Furnishings Market, High Point, NC, Apr. 1991, 2 pgs.*
Natuzzi sofa #759, International Home Furnishings Market, High Point, NC, Apr. 1990, 2 pgs.*
Natuzzi sofa #185, International Home Furnishings Market, High Point, NC, Apr. 1987, 2 pgs.*
Natuzzi sofa #1100, International Home Market, High Point, NC, Oct. 1993, 2 pgs.*
Natuzzi sofa #1469, International Home Furnishings Market, High Point, NC, Oct. 1996, 2 pgs.*

* cited by examiner

Primary Examiner—Sandra Snapp
(74) *Attorney, Agent, or Firm*—Egbert Law Offices

(56) **References Cited**

U.S. PATENT DOCUMENTS

D361,212 S	*	8/1995	Gibson	D6/334
D369,480 S	*	5/1996	Natuzzi et al.	D6/381
D380,103 S	*	6/1997	Natuzzi et al.	D6/381
D430,738 S	*	9/2000	Zaidman	D6/334
D441,552 S	*	5/2001	McCarthy	D6/334
D474,914 S	*	5/2003	Ricci	D6/381
D498,942 S	*	11/2004	Ricci	D6/381
D499,262 S	*	12/2004	Ricci	D6/381
D502,018 S	*	2/2005	Ricci	D6/381
D525,803 S	*	8/2006	Peacock	D6/381

OTHER PUBLICATIONS

Natuzzi sofa #1756, International Home Furnishings Market, High Point, NC, Oct. 1998, 1 pg.*
Natuzzi sofa #829, International Home Furnishings Market, High Point, NC, Apr. 1991, 1 pg.*

(57) **CLAIM**

I claim the ornamental design for a sofa, as shown and described.

DESCRIPTION

FIG. 1 is a front elevation view of the sofa showing my design.


FIG. 2 is top plan view thereof;

FIG. 3 is a back perspective view thereof; and,

FIG. 4 is a side view thereof, an opposite side view being a mirror image thereof.

The broken lines shown on the sofa are understood to represent stitching.

1 Claim, 2 Drawing Sheets






FIG. 1

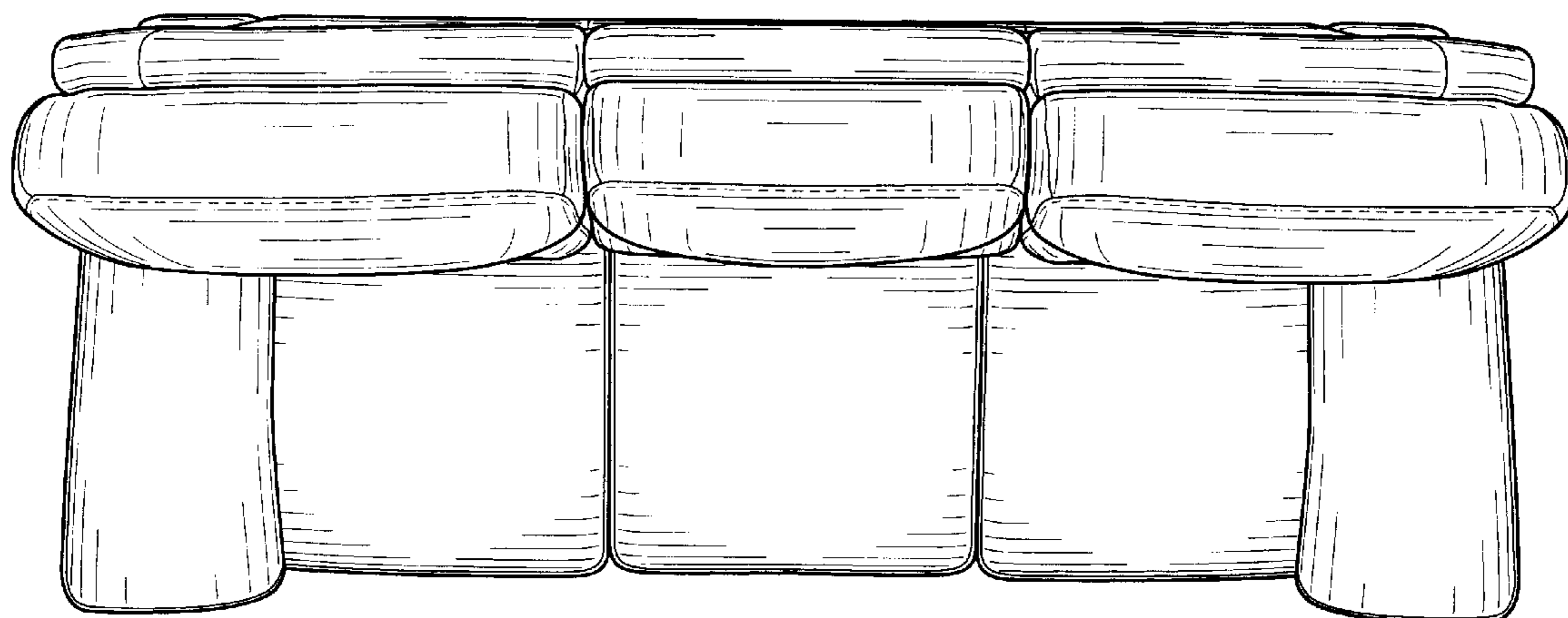


FIG. 2

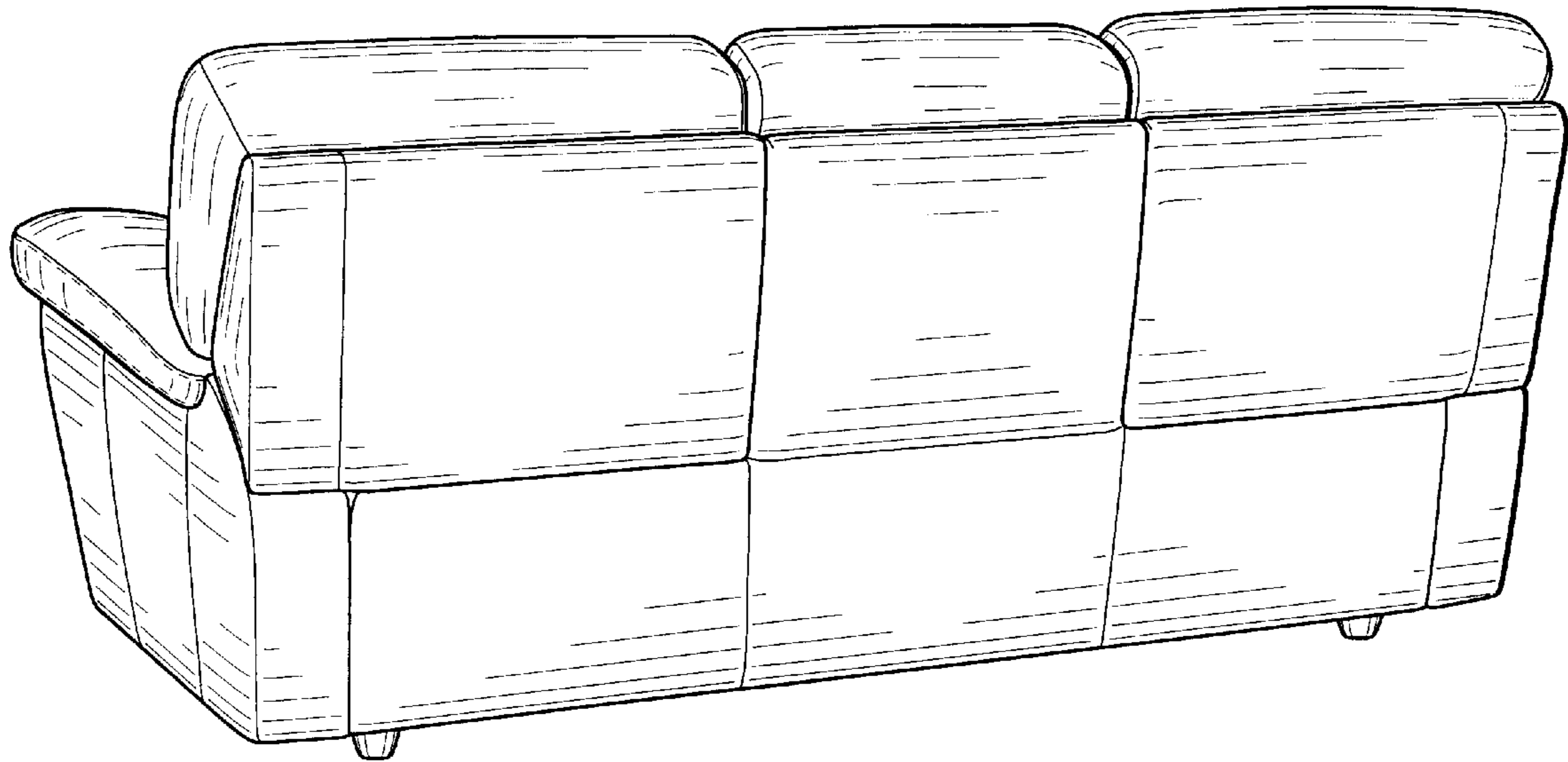


FIG. 3

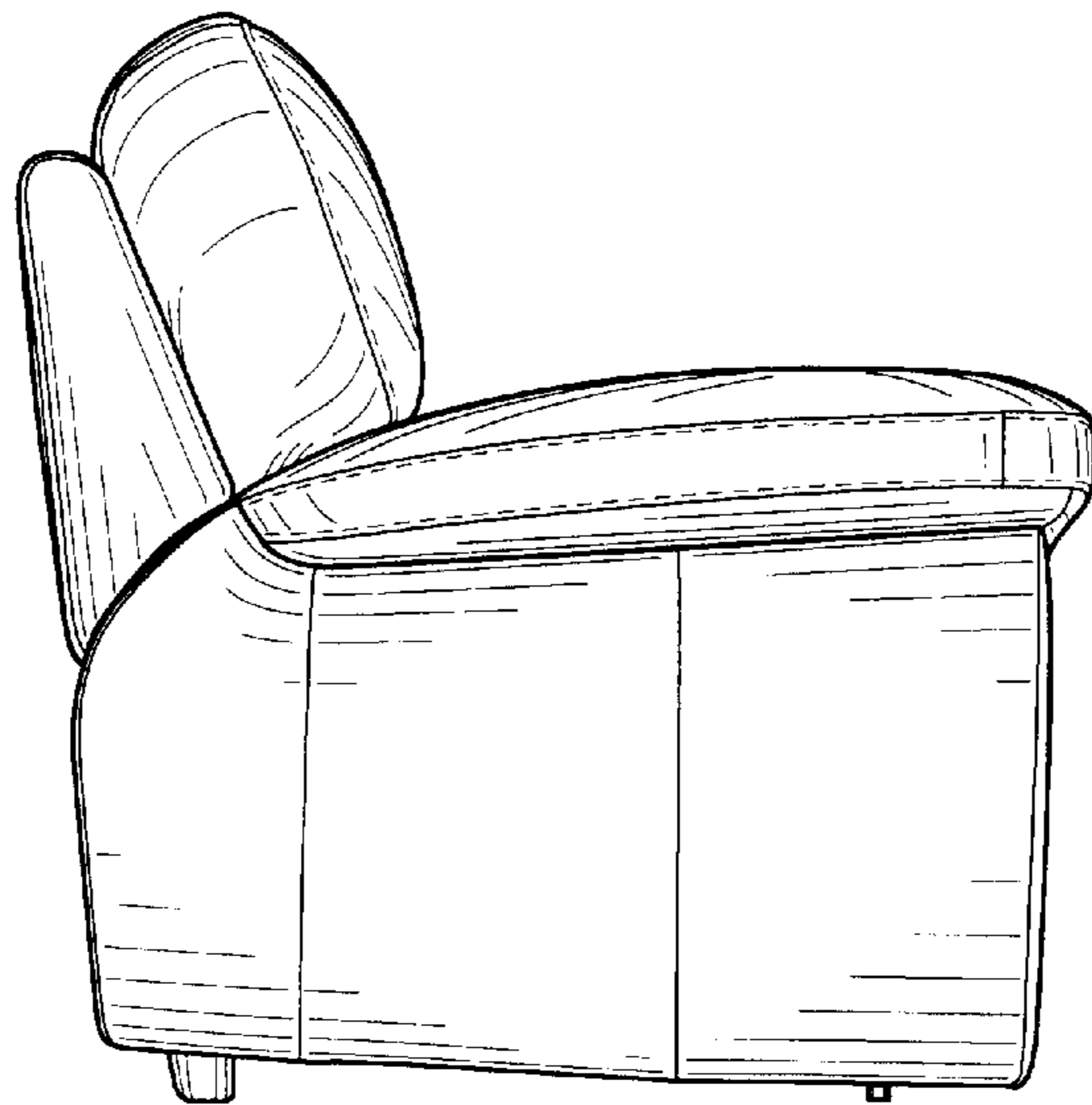


FIG. 4