



US00D540550S

(12) **United States Design Patent**
Frinier

(10) **Patent No.:** **US D540,550 S**

(45) **Date of Patent:** **** Apr. 17, 2007**

(54) **SIDE CHAIR**

D64,092 S * 2/1924 Wilson D6/369
D79,021 S * 7/1929 Forst D6/369
D80,085 S * 12/1929 Nevin D6/369

(75) Inventor: **Richard Frinier**, Long Beach, CA (US)

(73) Assignee: **Dedon GmbH**, Luneburg (DE)

(**) Term: **14 Years**

* cited by examiner

(21) Appl. No.: **29/237,282**

Primary Examiner—Sandra Snapp

(22) Filed: **Aug. 29, 2005**

(74) *Attorney, Agent, or Firm*—Notaro \$ Michalos PC

(30) **Foreign Application Priority Data**

Mar. 17, 2005 (EM) 000312921-0001

(51) **LOC (8) Cl.** **06-01**

(52) **U.S. Cl.** **D6/334**

(58) **Field of Classification Search** D6/334-336,
D6/349, 358, 353, 356, 360, 377, 364-366,
D6/368-370, 379-381, 500-502; 297/16.1,
297/68, 452.1, 452.2, 461, 118; D11/149;
5/12.1, 653, 655.3

See application file for complete search history.

(57) **CLAIM**

The ornamental design for a side chair, as shown and described.

DESCRIPTION

FIG. 1 is a right perspective view showing my design therefor;

FIG. 2 is a front elevation thereof;

FIG. 3 is a rear elevation thereof;

FIG. 4 is a right side view thereof;

FIG. 5 is a top plan view thereof; and,


FIG. 6 is a bottom plan view thereof.

(56) **References Cited**

U.S. PATENT DOCUMENTS

D4,742 S * 3/1871 Ocorr D6/380

1 Claim, 6 Drawing Sheets






FIG. 1




FIG. 2



FIG. 3




FIG. 4

FIG. 5






FIG. 6