



US00D540546S

(12) **United States Design Patent**  
**Domack et al.**

(10) **Patent No.:** **US D540,546 S**  
(45) **Date of Patent:** **\*\* Apr. 17, 2007**

(54) **MIRROR**

D526,793 S \* 8/2006 Schmitt ..... D6/300

(75) Inventors: **Randy D. Domack**, Trempealeau, WI  
(US); **Terry A. Everson**, Blair, WI  
(US)

(73) Assignee: **Ashley Furniture Industries, Inc.**,  
Arcadia, WI (US)

(\*\*) Term: **14 Years**

(21) Appl. No.: **29/255,871**

(22) Filed: **Mar. 13, 2006**

(51) **LOC (8) Cl.** ..... **06-07**

(52) **U.S. Cl.** ..... **D6/300**

(58) **Field of Classification Search** ..... D6/300-314,  
D6/444; 40/700, 720, 735, 768, 737, 745,  
40/750, 765, 790, 798; 359/838, 871, 882,  
359/872

See application file for complete search history.

(56) **References Cited**

**U.S. PATENT DOCUMENTS**

- D406,466 S \* 3/1999 Keller et al. .... D6/300
- D487,201 S \* 3/2004 Schmitt ..... D6/444
- D505,554 S \* 5/2005 Mohundro ..... D6/300
- D514,820 S 2/2006 Mohundro

**OTHER PUBLICATIONS**

Unknown, Mirror, 1 page.

Unknown, Mirror, 1 page.

\* cited by examiner

*Primary Examiner*—Janice E. Seeger

*Assistant Examiner*—Sydney R. Buffalo

(74) *Attorney, Agent, or Firm*—Patterson, Thunte, Skaar &  
Christensen, P.A.

(57) **CLAIM**

The ornamental design for a mirror, as shown and described.

**DESCRIPTION**

FIG. 1 is a perspective view of a mirror showing our new design;


FIG. 2 is a top plan view thereof;

FIG. 3 is a front elevational view thereof; and,

FIG. 4 is a side view thereof, the opposite being a mirror-image.

The dashed lines showing a pane of mirrored glass are for illustrative purposes only and form no part of the claimed design.

**1 Claim, 2 Drawing Sheets**






Fig. 1

Fig. 2




Fig. 3



Fig. 4