



US00D540531S

(12) **United States Design Patent**  
**Lee**

(10) **Patent No.:** **US D540,531 S**

(45) **Date of Patent:** **\*\* Apr. 17, 2007**

(54) **PAIR OF SHOES**

(75) Inventor: **Christopher Lee**, Liverpool (GB)

(73) Assignee: **The Donna Karan Company, LLC**,  
New York, NY (US)

(\*\*) Term: **14 Years**

(21) Appl. No.: **29/227,303**

(22) Filed: **Apr. 8, 2005**

(51) **LOC (8) Cl.** ..... **02-99**

(52) **U.S. Cl.** ..... **D2/972**

(58) **Field of Classification Search** ..... D2/902,  
D2/905-908, 943, 944, 969, 972-974; 36/45,  
36/50.1, 77 M, 77 R, 83, 88, 113, 114, 126-131  
See application file for complete search history.

(56) **References Cited**

**U.S. PATENT DOCUMENTS**

D431,714 S	*	10/2000	Hatfield et al.	.....	D2/972
D451,269 S	*	12/2001	Burt	.....	D2/972
D475,189 S	*	6/2003	Laberge et al.	.....	D2/972
D479,392 S	*	9/2003	Hillyer	.....	D2/972
D481,530 S	*	11/2003	Hillyer	.....	D2/972
D498,580 S	*	11/2004	Schambra	.....	D2/972
D504,999 S	*	5/2005	Robbins et al.	.....	D2/969
D509,053 S	*	9/2005	Chang	.....	D2/972
D512,213 S	*	12/2005	Hlavacs	.....	D2/972
D513,855 S	*	1/2006	Rask	.....	D2/972

D514,800 S	*	2/2006	Fogg	.....	D2/972
D514,801 S	*	2/2006	Hui	.....	D2/972
D515,800 S	*	2/2006	Bertholon	.....	D2/972
D516,289 S	*	3/2006	Hlavacs	.....	D2/972
D522,730 S	*	6/2006	Holmes	.....	D2/972
D523,228 S	*	6/2006	Henderson	.....	D2/972
D528,765 S	*	9/2006	Portzline	.....	D2/972
D528,771 S	*	9/2006	Lupo	.....	D2/972
D528,772 S	*	9/2006	Portzline	.....	D2/972
D529,276 S	*	10/2006	Fogg	.....	D2/972
D530,502 S	*	10/2006	Schambra	.....	D2/972
D530,503 S	*	10/2006	Schambra	.....	D2/972

\* cited by examiner

*Primary Examiner*—Dominic Simone

(74) *Attorney, Agent, or Firm*—Cowan, Liebowitz & Latman, PC

(57) **CLAIM**

The ornamental design for a pair of shoes, as shown and described.

**DESCRIPTION**

FIG. 1 is a right side view of the right shoe of the pair of shoes showing my design thereof;  
FIG. 2 is a left side view of the right shoe thereof;  
FIG. 3 is a top view of the right shoe thereof;  
FIG. 4 is a left side view of the left shoe thereof;  
FIG. 5 is a right side view of the left shoe thereof; and,  
FIG. 6 is a top view of the left shoe thereof.

**1 Claim, 6 Drawing Sheets**




FIG. 1

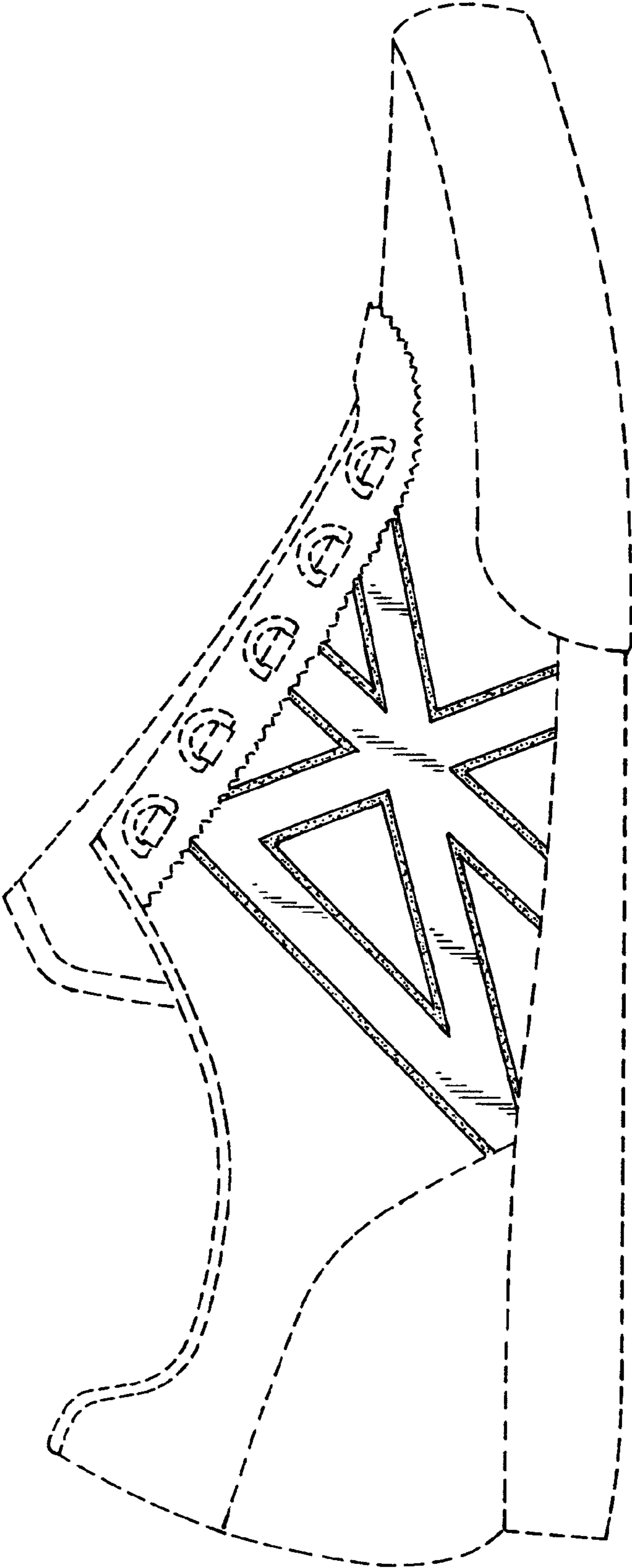


FIG. 2

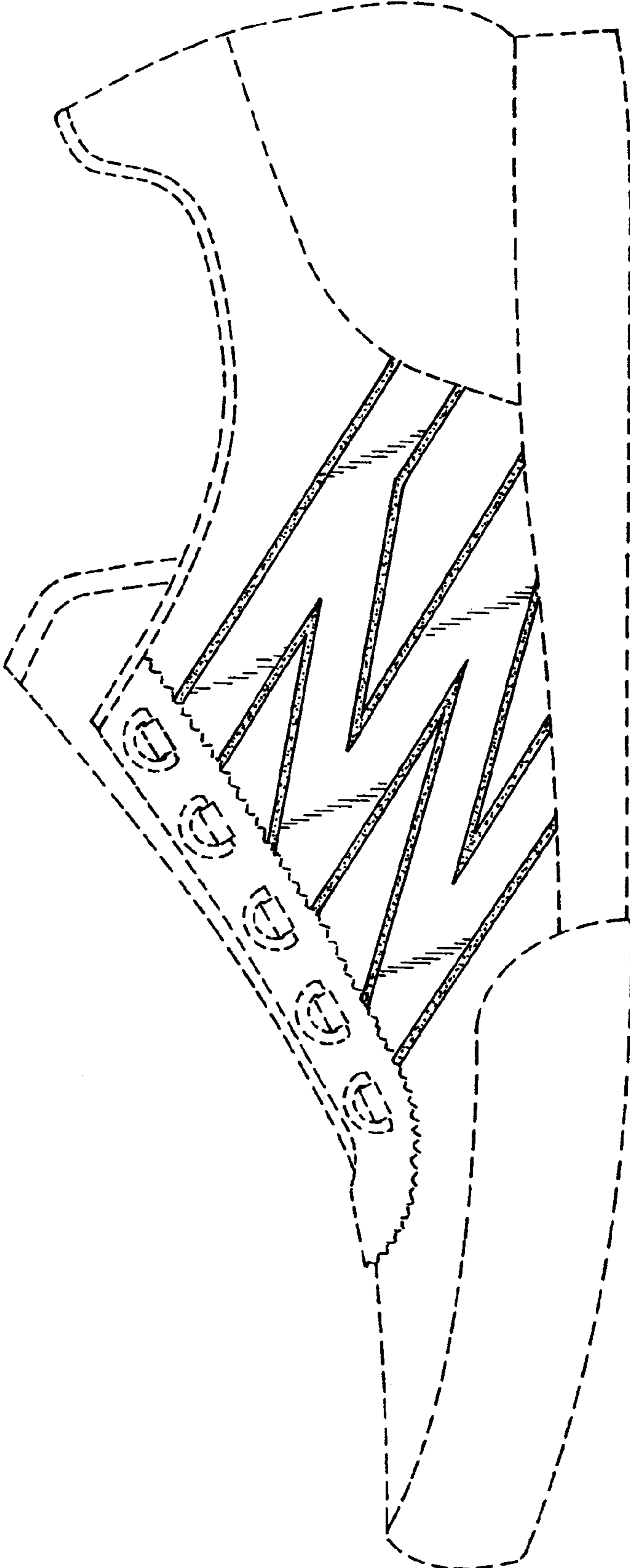


FIG. 3

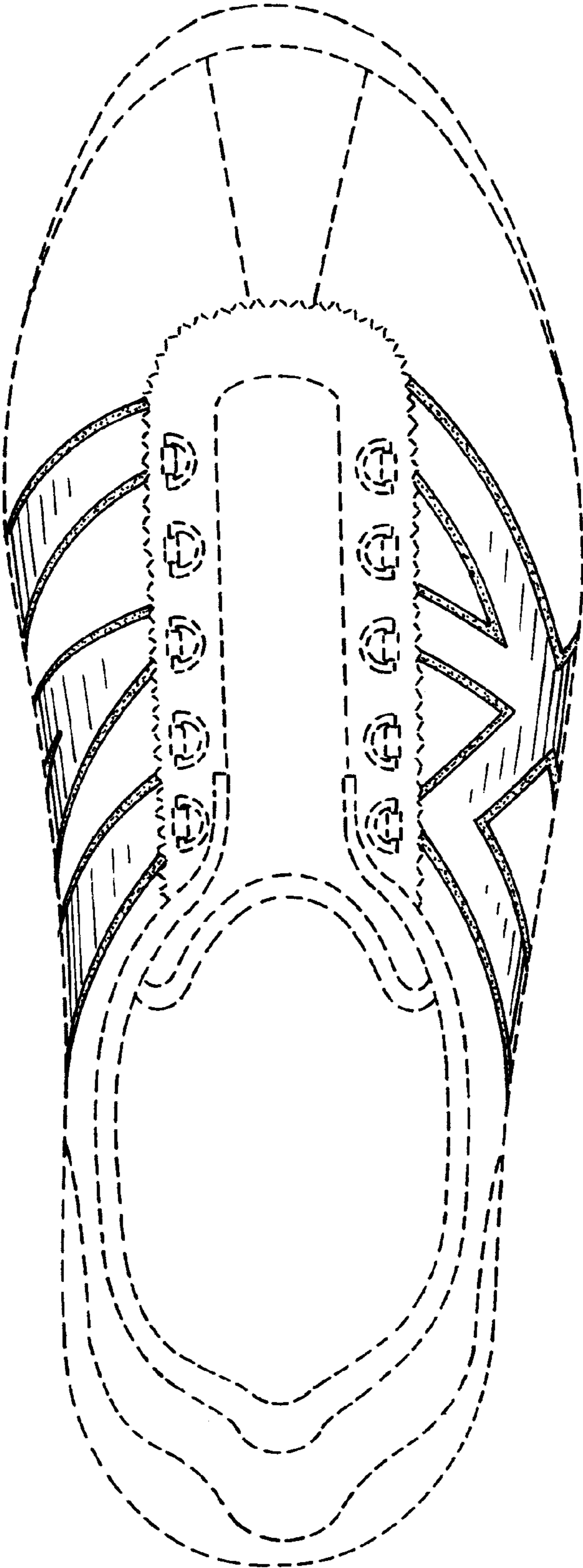


FIG. 4

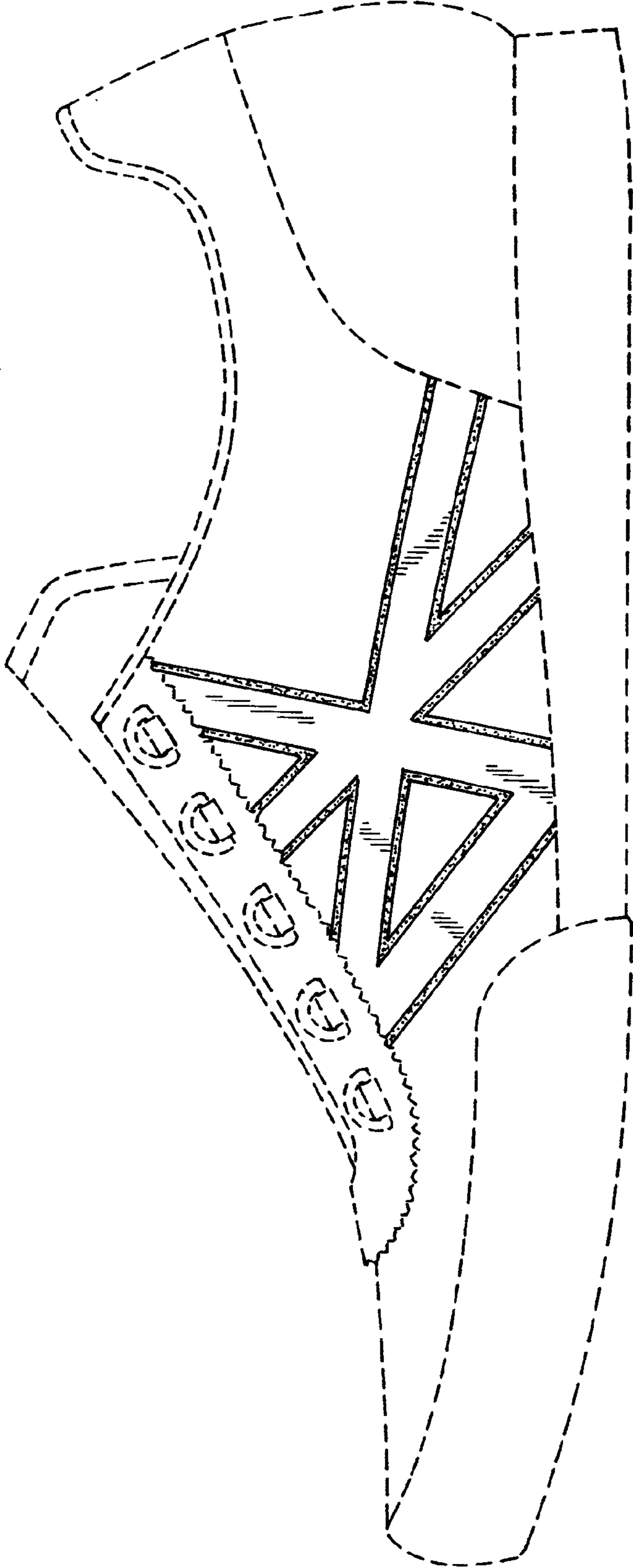


FIG. 5

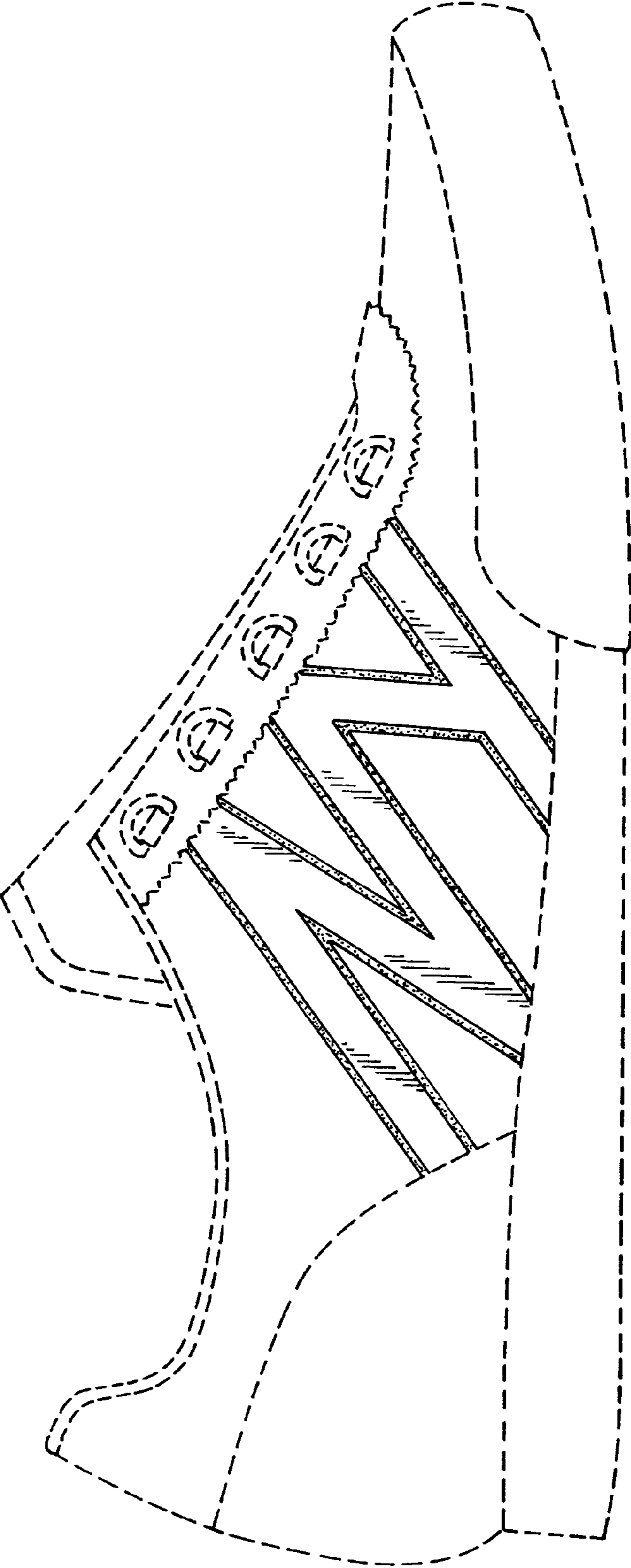


FIG. 6

