



US00D540527S

(12) **United States Design Patent**
Kelsey

(10) **Patent No.:** **US D540,527 S**

(45) **Date of Patent:** **** Apr. 17, 2007**

- (54) **SHOE**
- (75) Inventor: **Jonathan Kelsey**, London (GB)
- (73) Assignee: **J. Choo (Jersey) Limited**, St. Helier, Jersey (GB)
- (**) Term: **14 Years**

- D158,470 S 5/1950 Koomruian
- D169,717 S * 5/1953 White et al. D2/916
- D176,230 S * 11/1955 Rubin D2/932
- D278,947 S * 5/1985 Foldes D2/940
- D279,517 S * 7/1985 Foldes D2/940
- D501,709 S * 2/2005 Kelsey D2/971
- D501,710 S * 2/2005 Choi D2/971
- D509,052 S * 9/2005 Choi D2/971
- D510,653 S * 10/2005 Choi D2/971

- (21) Appl. No.: **29/252,159**
- (22) Filed: **Jan. 18, 2006**
- (30) **Foreign Application Priority Data**
Jul. 19, 2005 (EM) 000378211-0001
- (51) **LOC (8) Cl.** **02-99**
- (52) **U.S. Cl.** **D2/971**
- (58) **Field of Classification Search** D2/925-942,
D2/971
See application file for complete search history.

OTHER PUBLICATIONS

J. Choo (Jersey) Limited, Millie, from Spring/Summer 2004 catalogue (published Jul. 2003).
 FERRAT, Vinatage Shoe, undated photograph.
 U.S. Appl. No. 29/252,160, filed on Jan. 18, 2006.
 U.S. Appl. No. 29/252,139, filed on Jan. 18, 2006.

* cited by examiner

Primary Examiner—Dominic Simone
 (74) *Attorney, Agent, or Firm*—Fross Zelnick Lehrman & Zissu, PC; Lawrence E. Apolzon, Esq.

(56) **References Cited**

U.S. PATENT DOCUMENTS

- D92,149 S * 5/1934 Miller D2/933
- D92,763 S * 7/1934 Miller D2/930
- D92,862 S * 7/1934 Miller D2/933
- D92,924 S * 7/1934 Perguia D2/939
- D93,597 S * 10/1934 Apt D2/932
- D93,707 S * 10/1934 Elkin D2/933
- D93,758 S * 11/1934 Benjamin D2/940
- D94,527 S 2/1935 Apt
- D95,097 S 4/1935 Weidner
- D97,933 S * 12/1935 Gustin D2/930
- D101,256 S * 9/1936 Ludwig D2/930
- D102,622 S * 1/1937 Odenchrants D2/931
- D103,410 S * 3/1937 Sholtz D2/930
- D112,328 S 11/1938 Berman
- D131,839 S * 3/1942 Elkin D2/932

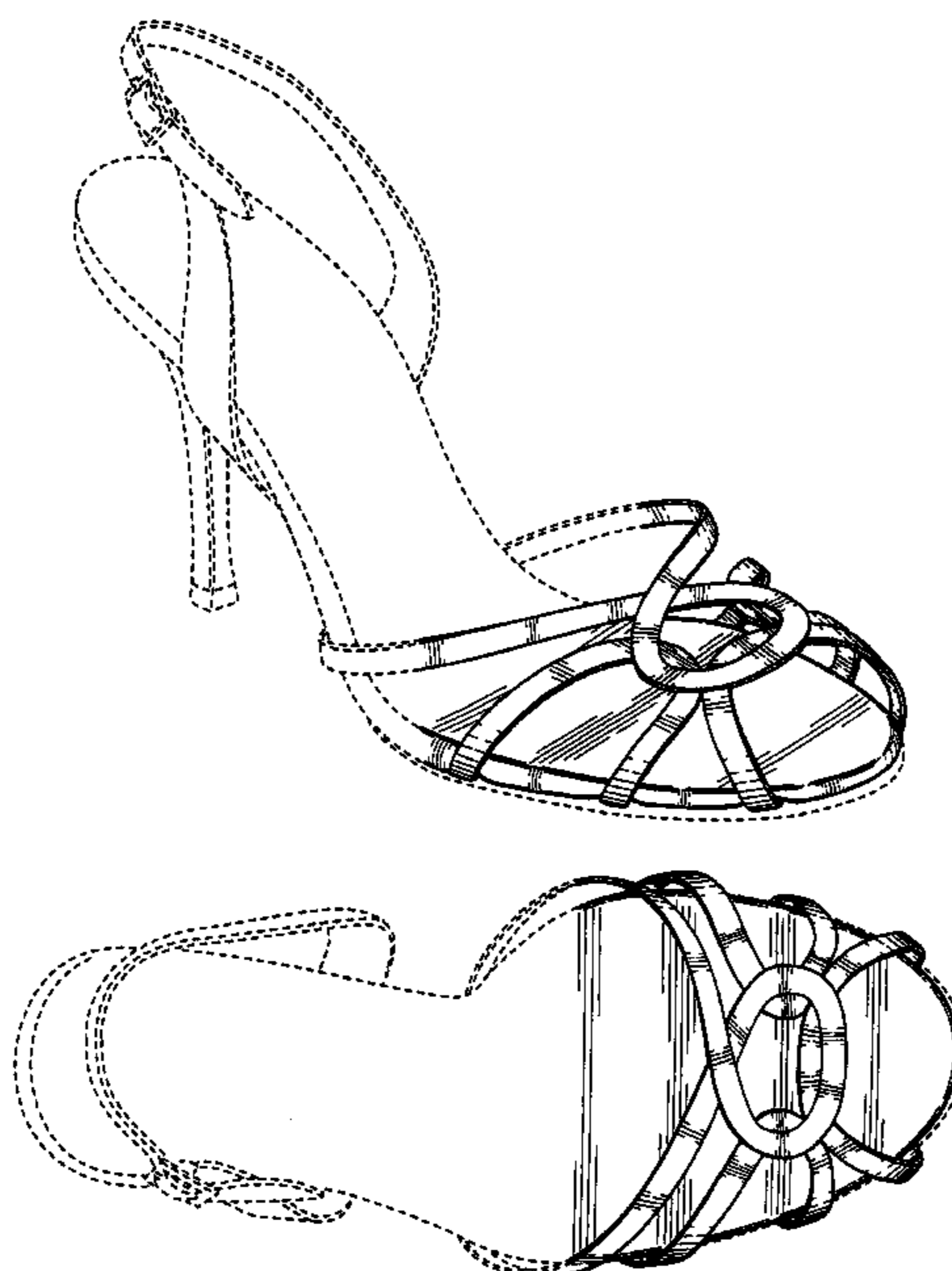
(57) **CLAIM**

The ornamental design for a shoe, as shown and described.

DESCRIPTION

FIG. 1 is a front perspective view of a shoe showing my shoe design;
 FIG. 2 is a left side view of the shoe shown in FIG. 1;
 FIG. 3 is a right side view of the shoe shown in FIG. 1;
 FIG. 4 is a front view of the shoe shown in FIG. 1; and,
 FIG. 5 is a top view of the shoe shown in FIG. 1.
 The broken line showing of the sole, heel, heel cap, back strap, buckle, portion of the central strap, and portion of the upper is for illustrative purposes only and forms no part of the claimed design.

1 Claim, 5 Drawing Sheets






FIG. 1




FIG. 2

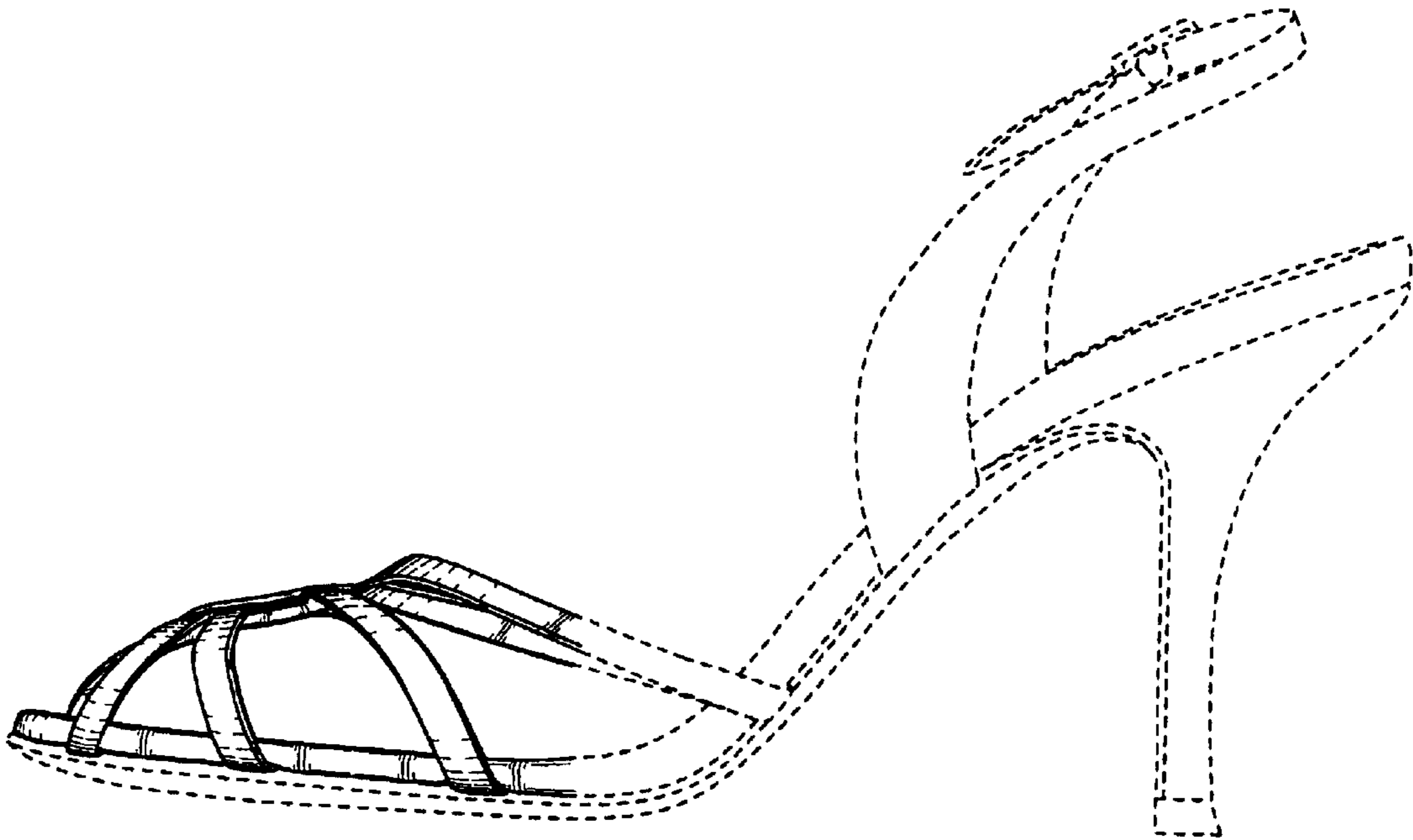


FIG. 3

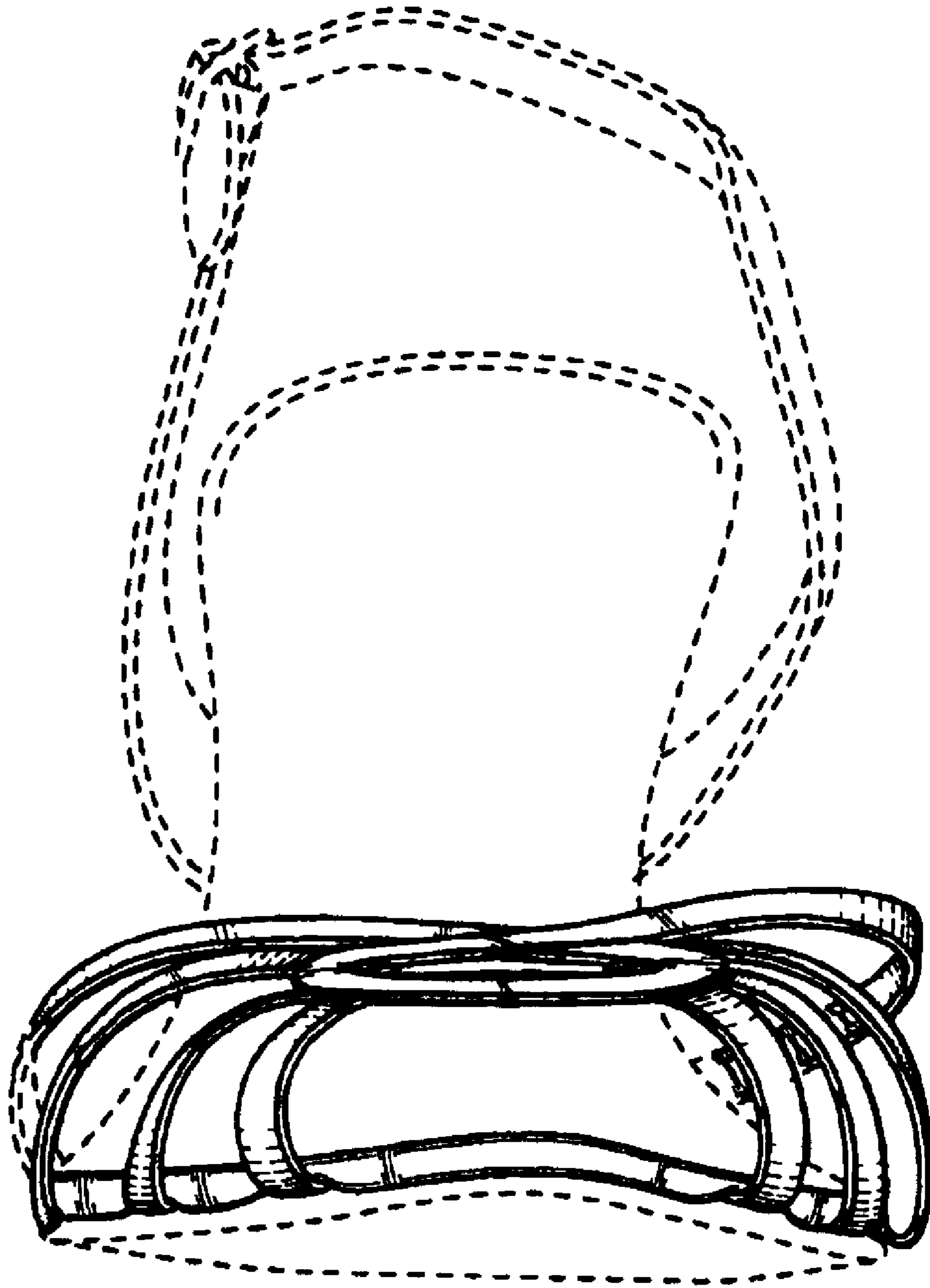


FIG. 4

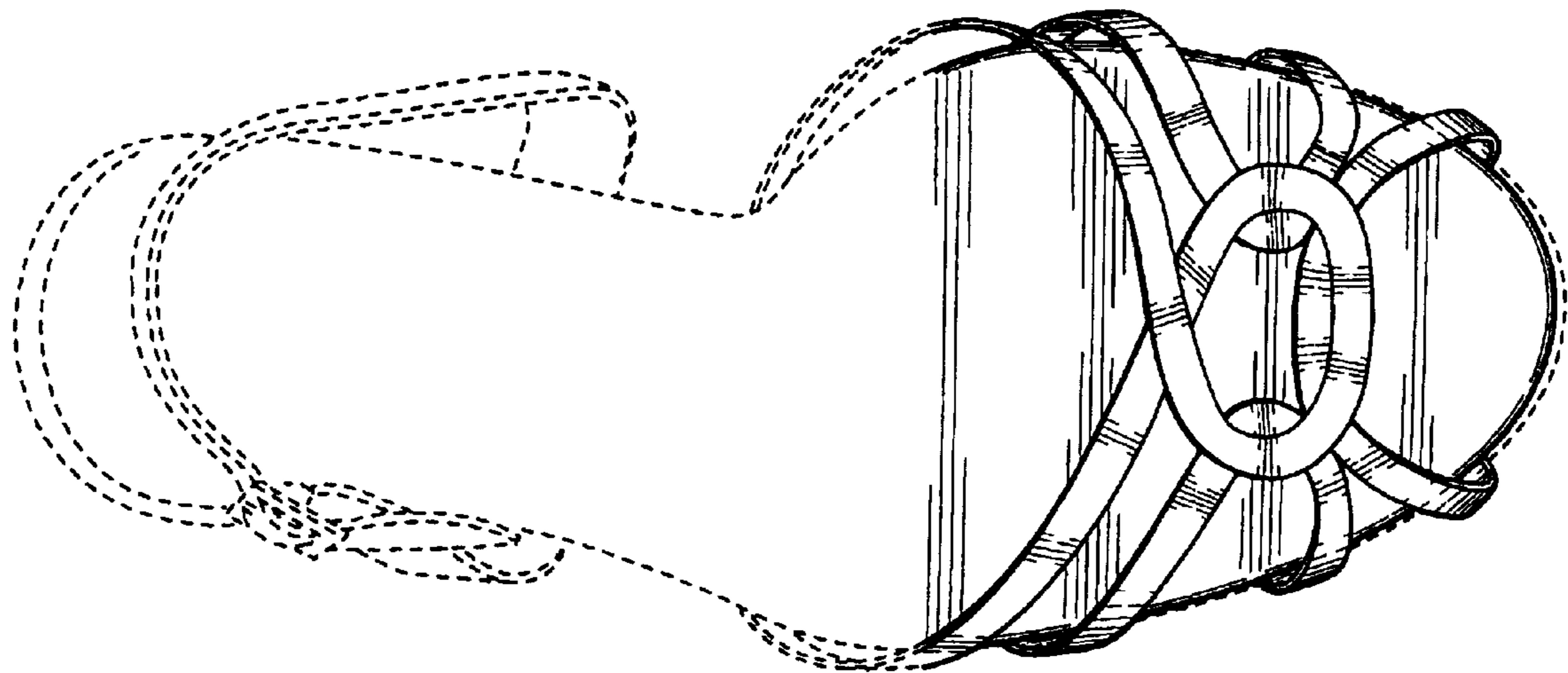


FIG. 5