



US00D540523S

(12) **United States Design Patent**
Moehring et al.

(10) **Patent No.:** **US D540,523 S**

(45) **Date of Patent:** **** Apr. 17, 2007**

(54) **UPPER PORTION OF BOOT**

(75) Inventors: **Robert M. Moehring**, Clyde Hill, WA
(US); **Diane E. Bennett**, Seattle, WA
(US)

(73) Assignee: **Washington Shoe Company**, Kent, WA
(US)

(**) Term: **14 Years**

(21) Appl. No.: **29/220,533**

(22) Filed: **Dec. 29, 2004**

(51) **LOC (8) Cl.** **02-04**

(52) **U.S. Cl.** **D2/970**

(58) **Field of Classification Search** D02/969,
D02/910, 911, 915, 970, 971; 36/45, 109,
36/3 A

See application file for complete search history.

(56) **References Cited**

U.S. PATENT DOCUMENTS

D121,790 S	*	8/1940	Justin	D2/897
D164,502 S	*	9/1951	Justin	D2/910
D190,222 S	*	5/1961	Justin	D2/910
D190,718 S	*	6/1961	Pool	D2/897
D253,496 S	*	11/1979	Douglas	D2/910
D268,625 S	*	4/1983	Vise	D2/897
D268,709 S	*	4/1983	Vise	D2/910

D350,428 S	*	9/1994	McAlpine	D2/897
D350,429 S	*	9/1994	Bullard	D2/910
D377,409 S	*	1/1997	Flores	D2/910
D426,942 S	*	6/2000	Doubleday	D2/910
D427,752 S	*	7/2000	Coffman et al.	D2/906
D525,016 S	*	7/2006	Feller	D2/909

* cited by examiner

Primary Examiner—Stella Reid

Assistant Examiner—Rashida C. McCoy

(74) *Attorney, Agent, or Firm*—George C. Rondeau, Jr.;
Davis Wright Tremaine LLP

(57) **CLAIM**

The ornamental design for a upper portion of boot, as shown and described.

DESCRIPTION

FIG. 1 is a front perspective view of an upper portion of boot showing our new design;

FIG. 2 is a front elevational view thereof;

FIG. 3 is a rear elevational view thereof;

FIG. 4 is a top plan view thereof;

FIG. 5 is a left side elevational view thereof; and,

FIG. 6 is a right side elevational view thereof.

The broken lines with alternating long and short line strokes are for illustrative purposes only and form no part of the claimed design. The broken lines without alternating long and short line strokes form a part of the claimed design.

1 Claim, 6 Drawing Sheets





Fig. 1

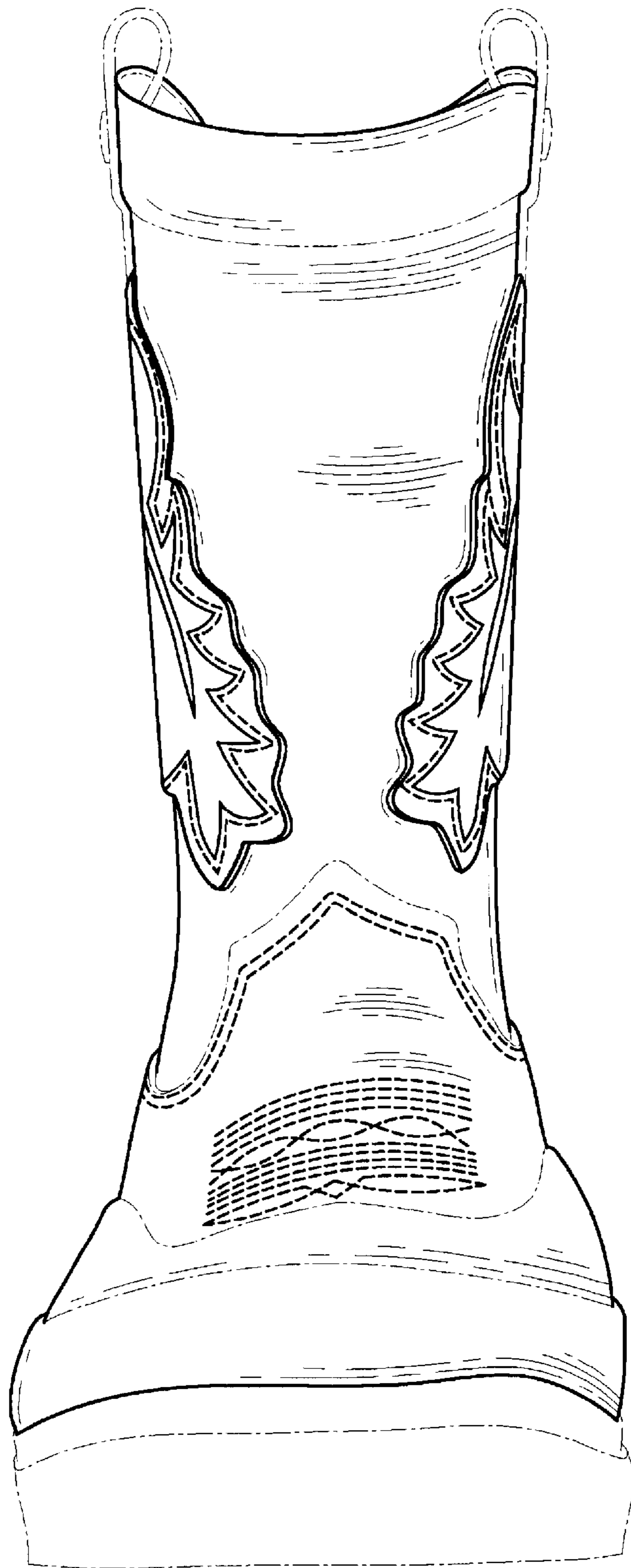


Fig. 2

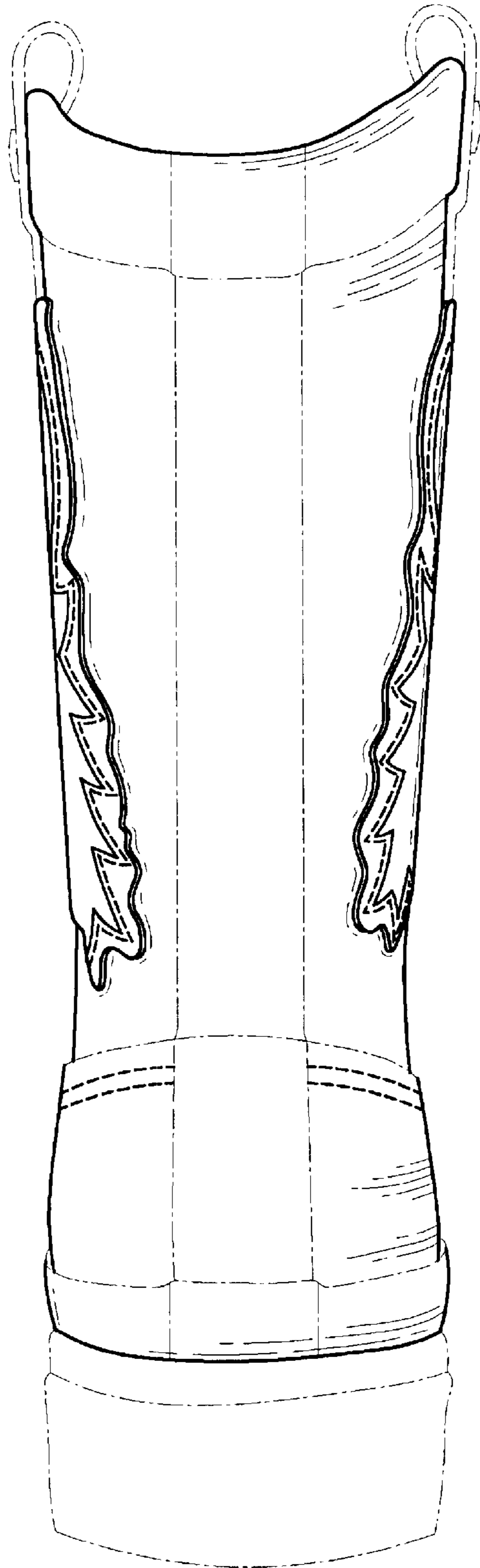


Fig. 3

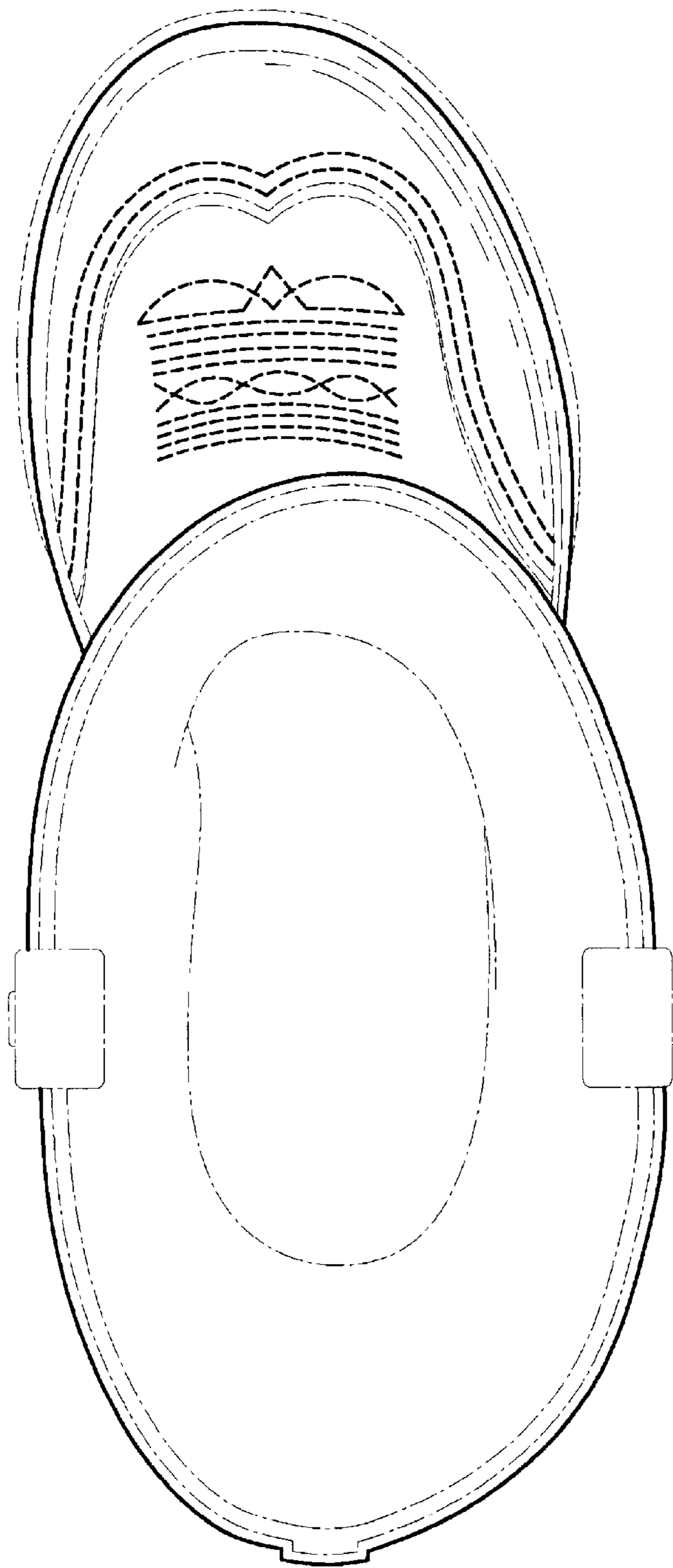


Fig. 4



Fig. 5



Fig. 6