



US00D540517S

(12) **United States Design Patent**
McClaskie

(10) **Patent No.:** **US D540,517 S**

(45) **Date of Patent:** **** Apr. 17, 2007**

(54) **OUTSOLE FOR A SHOE**
(75) Inventor: **Thomas E. McClaskie**, Bethlehem, PA
(US)
(73) Assignee: **Columbia Insurance Company**,
Omaha, NE (US)

D492,475 S * 7/2004 Adams D2/954
D495,861 S * 9/2004 Georgiou et al. D2/961
D498,040 S * 11/2004 McClaskie D2/954
D500,190 S * 12/2004 Della Valle D2/954
D530,490 S * 10/2006 Sonnergren D2/956
D530,491 S * 10/2006 Sonnergren D2/956

* cited by examiner

(**) Term: **14 Years**

Primary Examiner—Celia A. Murphy

(21) Appl. No.: **29/219,358**

(74) *Attorney, Agent, or Firm*—St. Onge Steward Johnston
& Reens LLC

(22) Filed: **Dec. 16, 2004**

(57) **CLAIM**

(51) **LOC (8) Cl.** **02-04**

I claim the ornamental design for an outsole for a shoe, as shown and described.

(52) **U.S. Cl.** **D2/954; D2/953**

(58) **Field of Classification Search** D2/902,
D2/947, 951, 953, 954, 956, 957, 959, 960;
36/3 B, 22 R, 25 R, 28, 32 R, 59 C
See application file for complete search history.

DESCRIPTION

(56) **References Cited**

U.S. PATENT DOCUMENTS

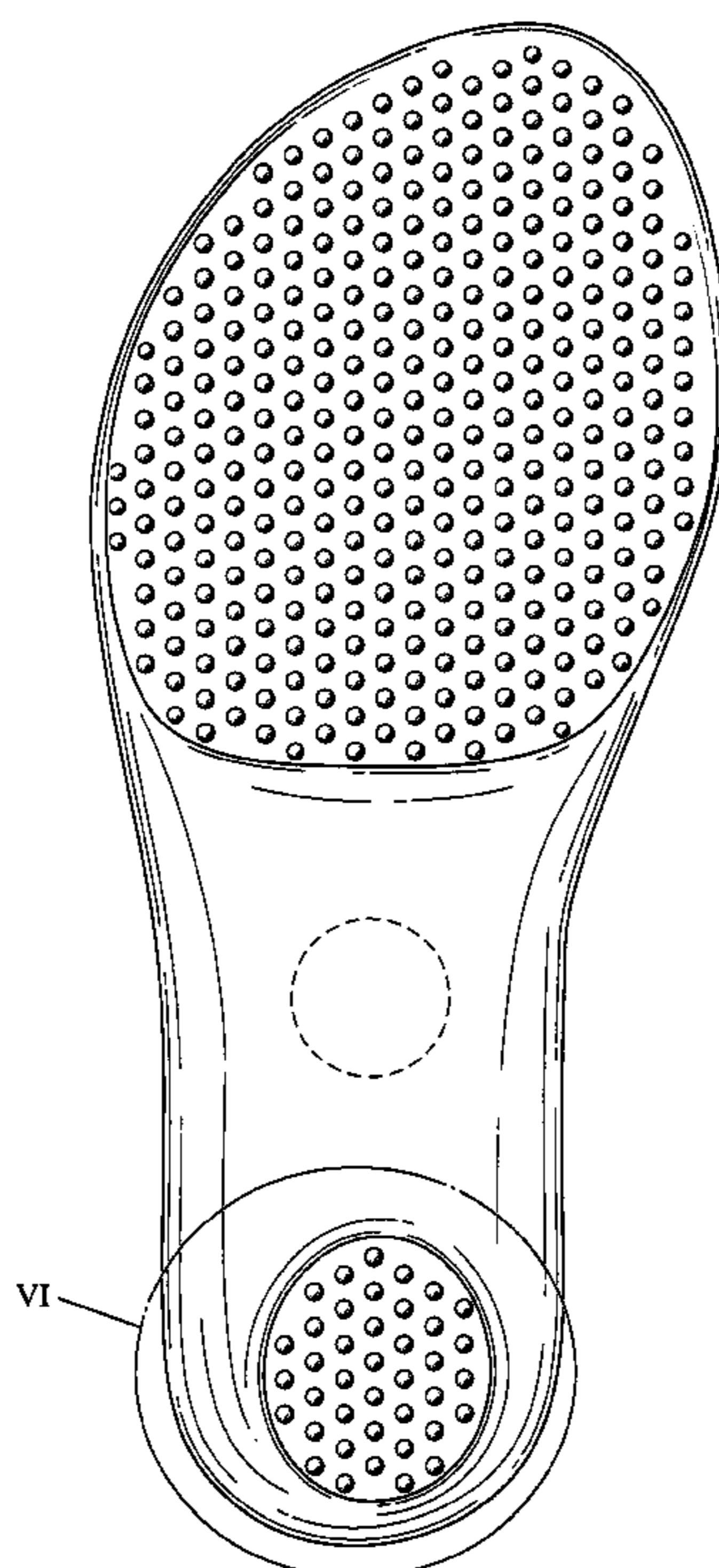
2,553,616 A * 5/1951 Walls 36/29
D254,818 S * 4/1980 Jones D2/961
D306,793 S * 3/1990 Schwartz D2/954
5,615,497 A * 4/1997 Meschan 36/36 R
D412,393 S * 8/1999 Aquino D2/954
D415,607 S * 10/1999 Merceron D2/952
D442,767 S * 5/2001 Della Valle D2/954
D444,620 S * 7/2001 Della Valle D2/954
D446,635 S * 8/2001 Pollastrelli D2/954
D485,973 S * 2/2004 Adams D2/954
D487,837 S * 3/2004 McClaskie D2/954
D487,838 S * 3/2004 McClaskie D2/954
D490,223 S * 5/2004 McClaskie D2/954

FIG. 1 is a bottom view of an outsole for a shoe showing my new design;
FIG. 2 is a right side view thereof;
FIG. 3 is a left side view thereof;
FIG. 4 is a front view thereof;
FIG. 5 is a rear view thereof; and,
FIG. 6 is an enlarged perspective view of the area labeled "6" in FIG. 1.

The broken line showing a curved shape in the arch area of FIG. 1, along with the parallel broken lines around the peripheries of FIGS. 2–5, represent the boundaries of the design; with neither the lines themselves, nor the areas within them forming any part of the claim.

Although the heel is shown in detail in FIG. 6, it is understood that the forepart of the outsole for a shoe has the same texture.

1 Claim, 4 Drawing Sheets



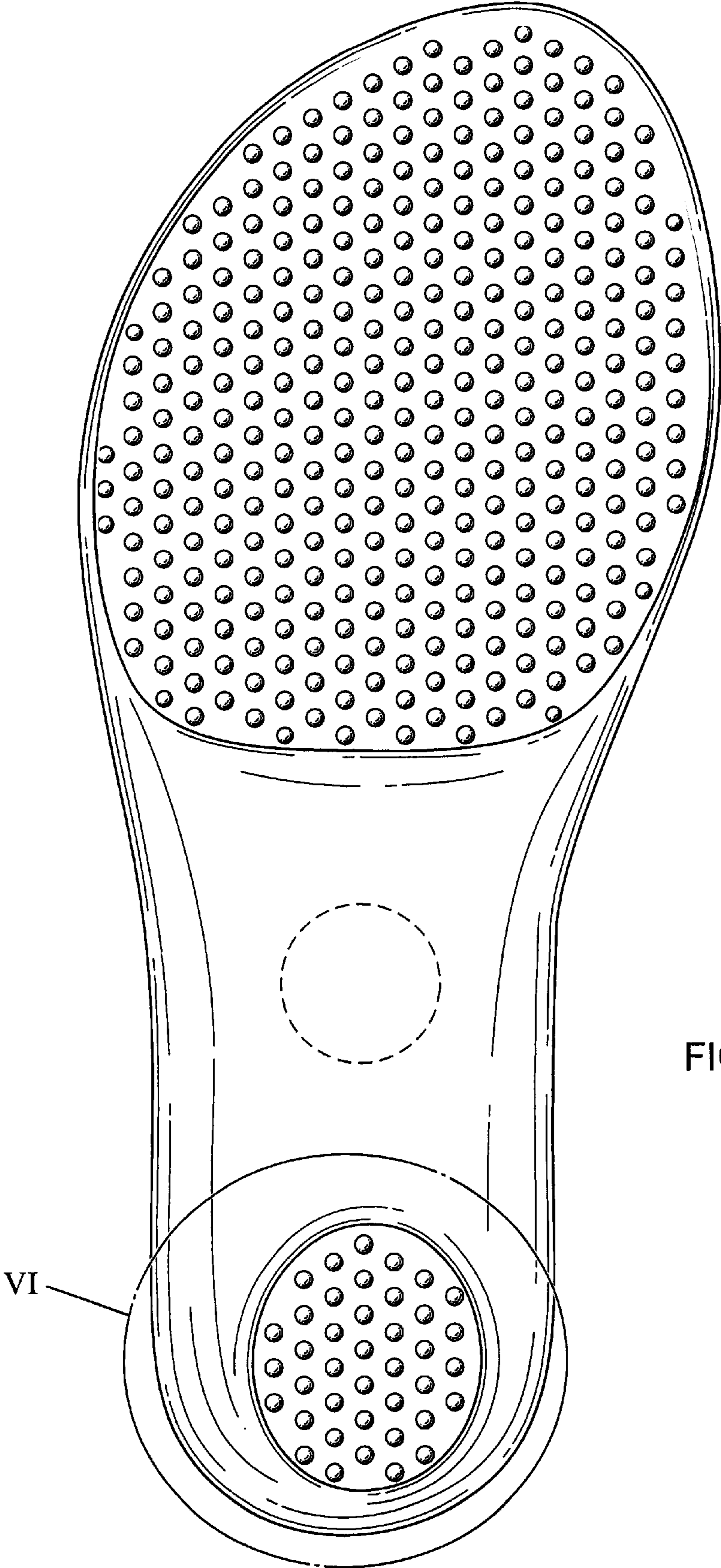


FIG. 1

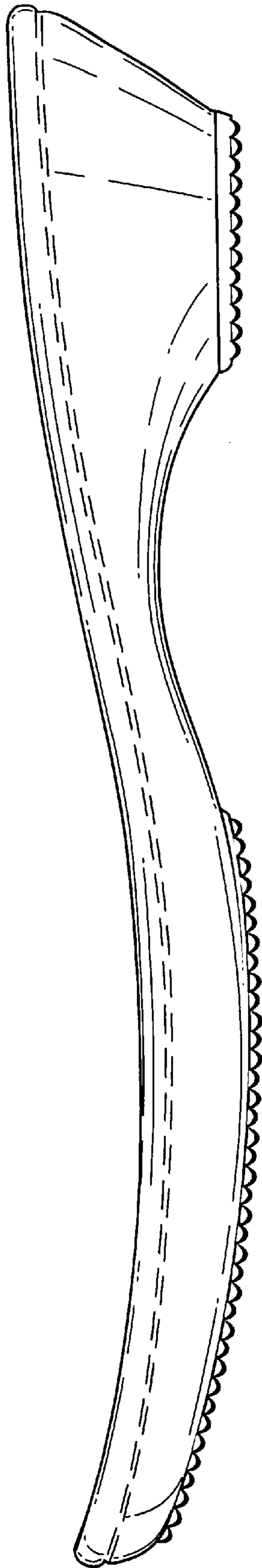


FIG. 2




FIG. 3

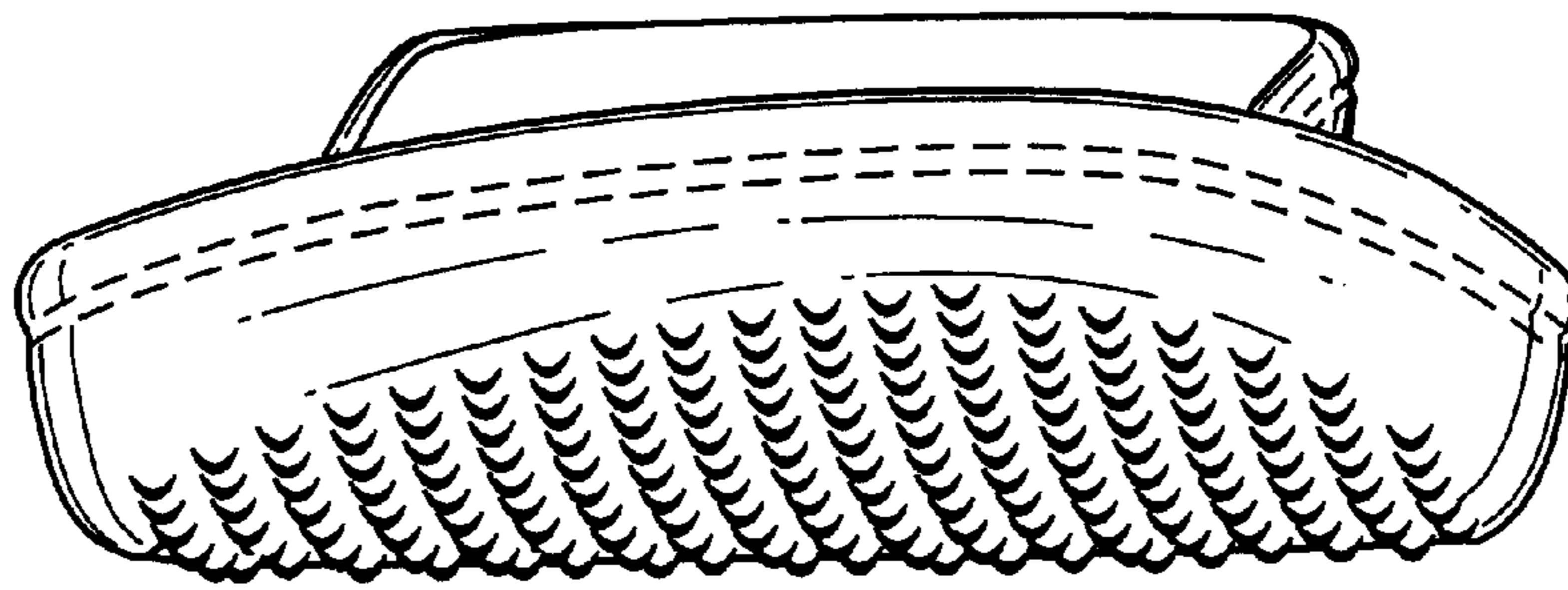


FIG. 4

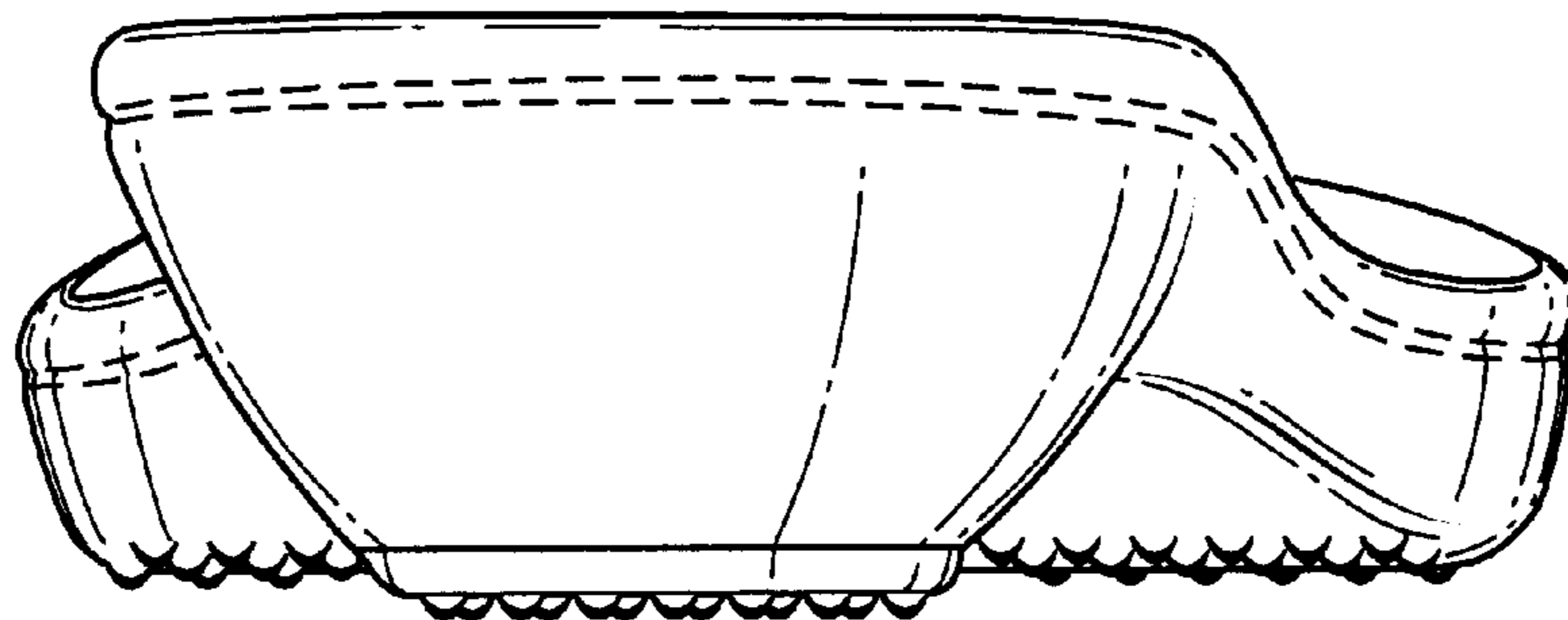


FIG. 5




FIG. 6