



US00D540512S

(12) **United States Design Patent**
Chesser

(10) **Patent No.:** **US D540,512 S**

(45) **Date of Patent:** **** Apr. 17, 2007**

(54) **CAP**

(76) **Inventor:** **Walter Lee Chesser**, P.O. Box 18502,
Milwaukee, WI (US) 53218

(**) **Term:** **14 Years**

(21) **Appl. No.:** **29/233,730**

(22) **Filed:** **Jul. 7, 2005**

Related U.S. Application Data

(63) Continuation-in-part of application No. 29/221,654, filed on
Jan. 19, 2005, now abandoned.

(51) **LOC (8) Cl.** **02-02**

(52) **U.S. Cl.** **D2/882**

(58) **Field of Classification Search** D2/865,
D2/869, 872, 873, 876, 879, 882, 884, 886,
D2/891, 893; 2/10, 12, 171, 174, 175.1, 181,
2/183, 195.1, 195.2, 195.7, 209.12, 209.13;
43/51.7; 33/17 R; D28/41; D24/189, 206;
D20/23; 604/289; D29/109; 220/62; 383/3;
362/106

See application file for complete search history.

(56) **References Cited**

U.S. PATENT DOCUMENTS

168,063 A * 9/1875 Taylor 220/62

2,545,097 A * 3/1951 Lucas 2/12
4,850,054 A * 7/1989 Sutton 2/10
5,091,994 A * 3/1992 Delane et al. 2/209.13
D407,497 S * 3/1999 Davis et al. D24/206
D410,134 S * 5/1999 Wolken D2/884
6,115,845 A * 9/2000 White 2/195.1
D491,716 S * 6/2004 Kusakabe D2/893
2002/0138894 A1 * 10/2002 Brundidge 2/174
2003/0151910 A1 * 8/2003 Marston 362/106

* cited by examiner

Primary Examiner—Robert M. Spear

Assistant Examiner—Mary Ann Calabrese

(57) **CLAIM**

The ornamental design for a cap, as shown and described.

DESCRIPTION

FIG. 1 is a top view of a cap, showing my new design;
FIG. 2 is a left side perspective view thereof; and the
opposite side being a mirror image thereof
FIG. 3 is a front perspective view thereof
FIG. 4 is a top view of a second embodiment of a cap,
showing my new design;
FIG. 5 left side perspective view thereof; and the opposite
side being a mirror image thereof; and,
FIG. 6 is a front perspective view thereof.

1 Claim, 2 Drawing Sheets





FIG 1

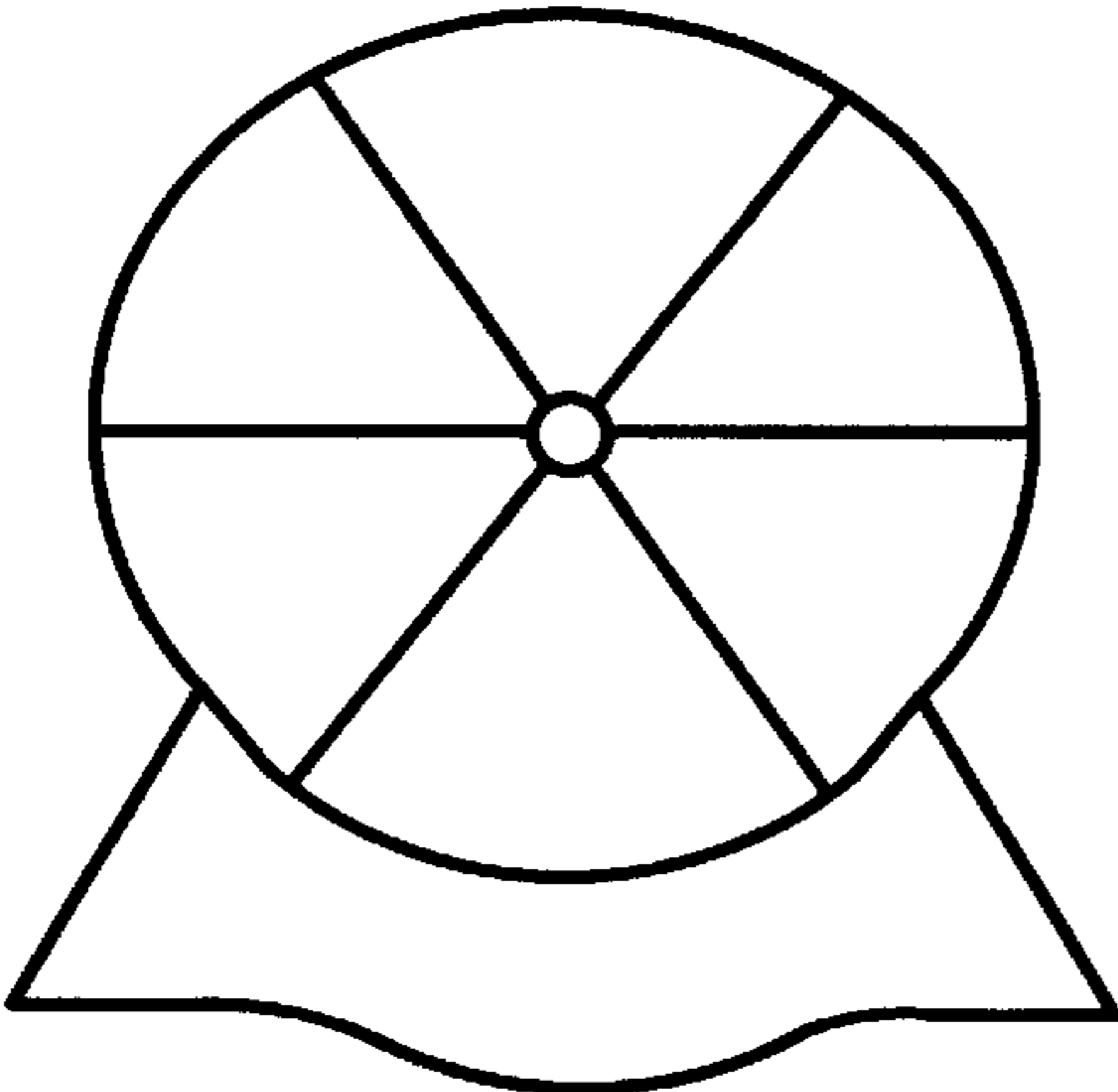


FIG 2

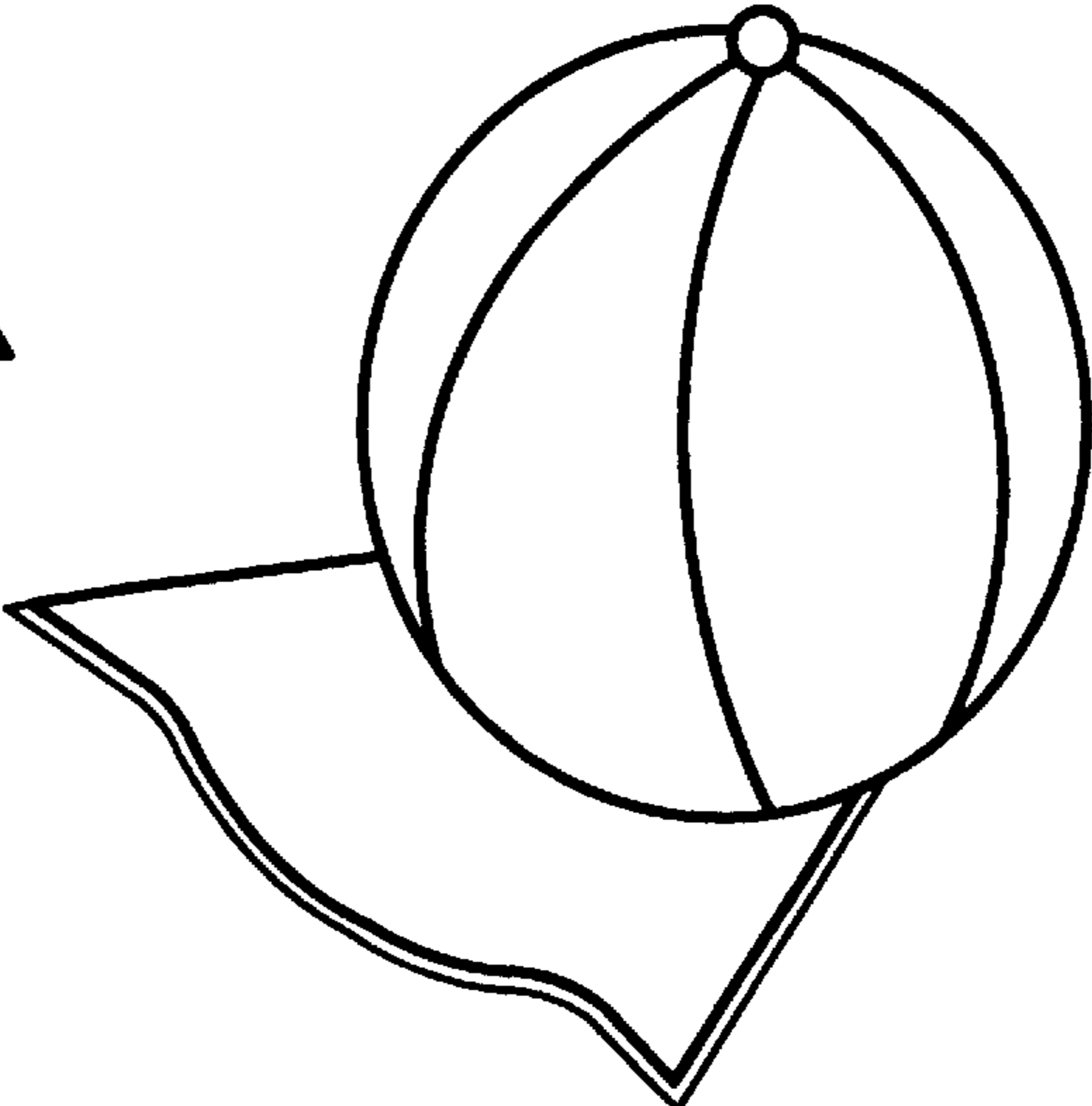


FIG 3

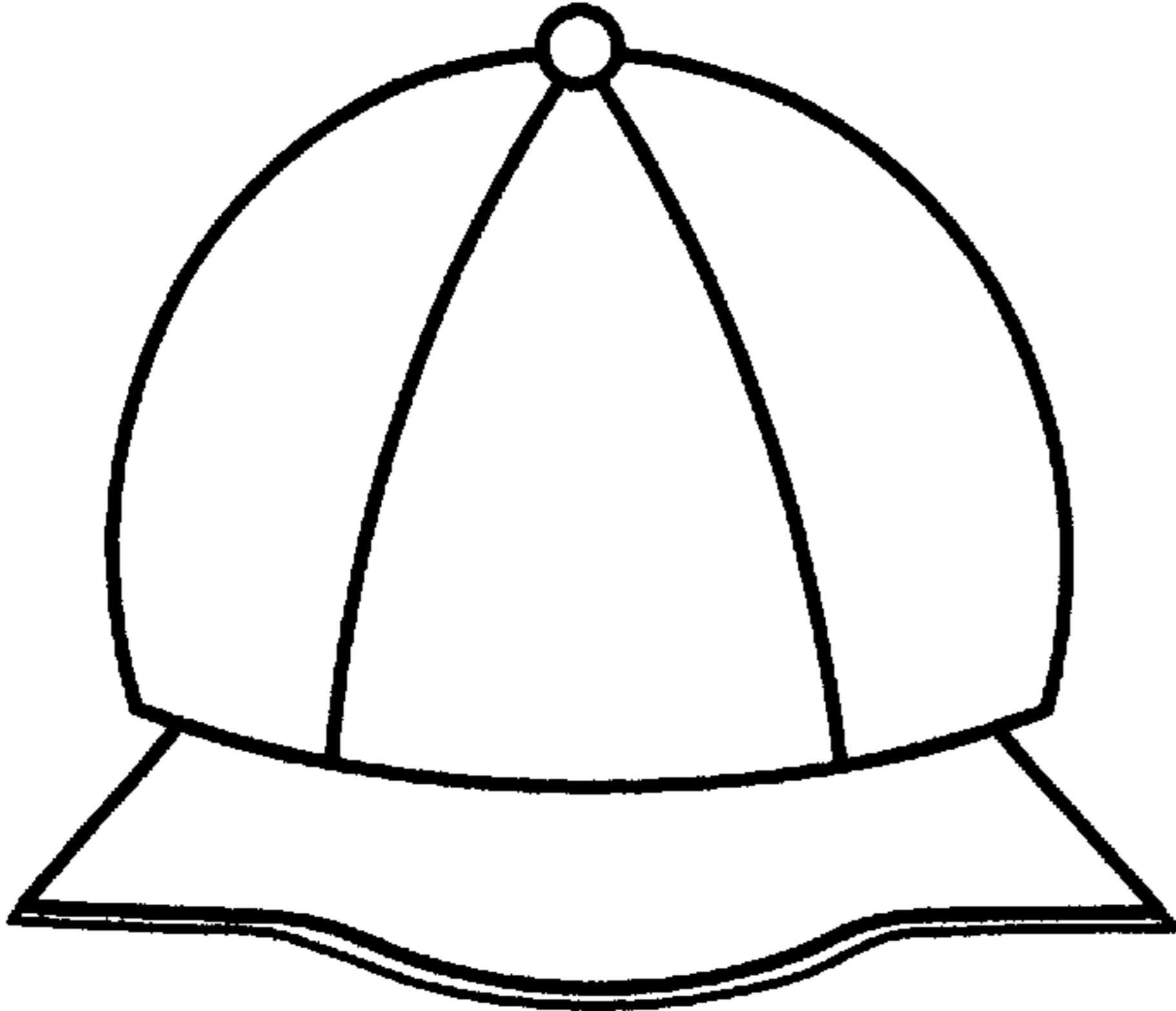


FIG 4

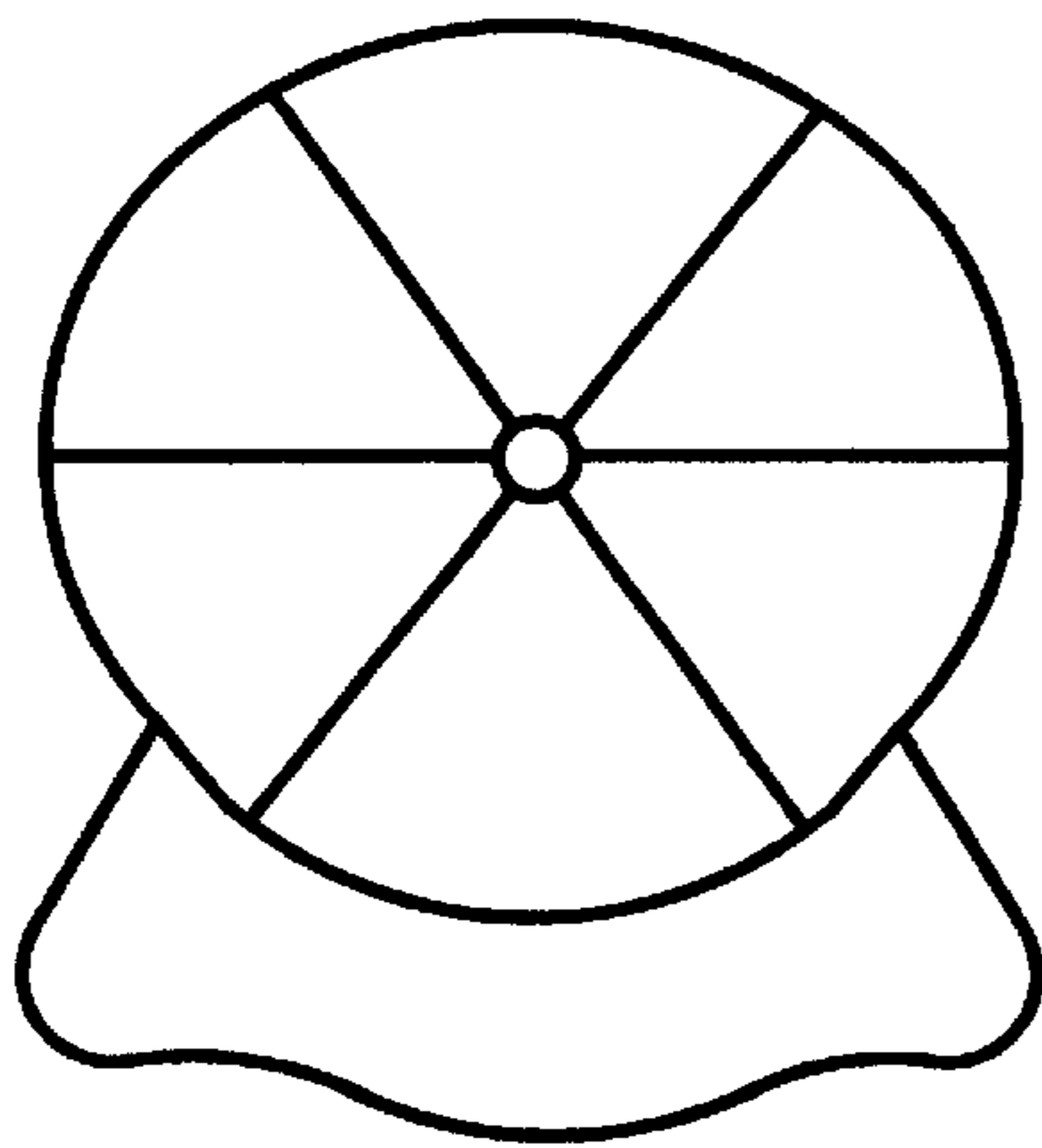


FIG 5

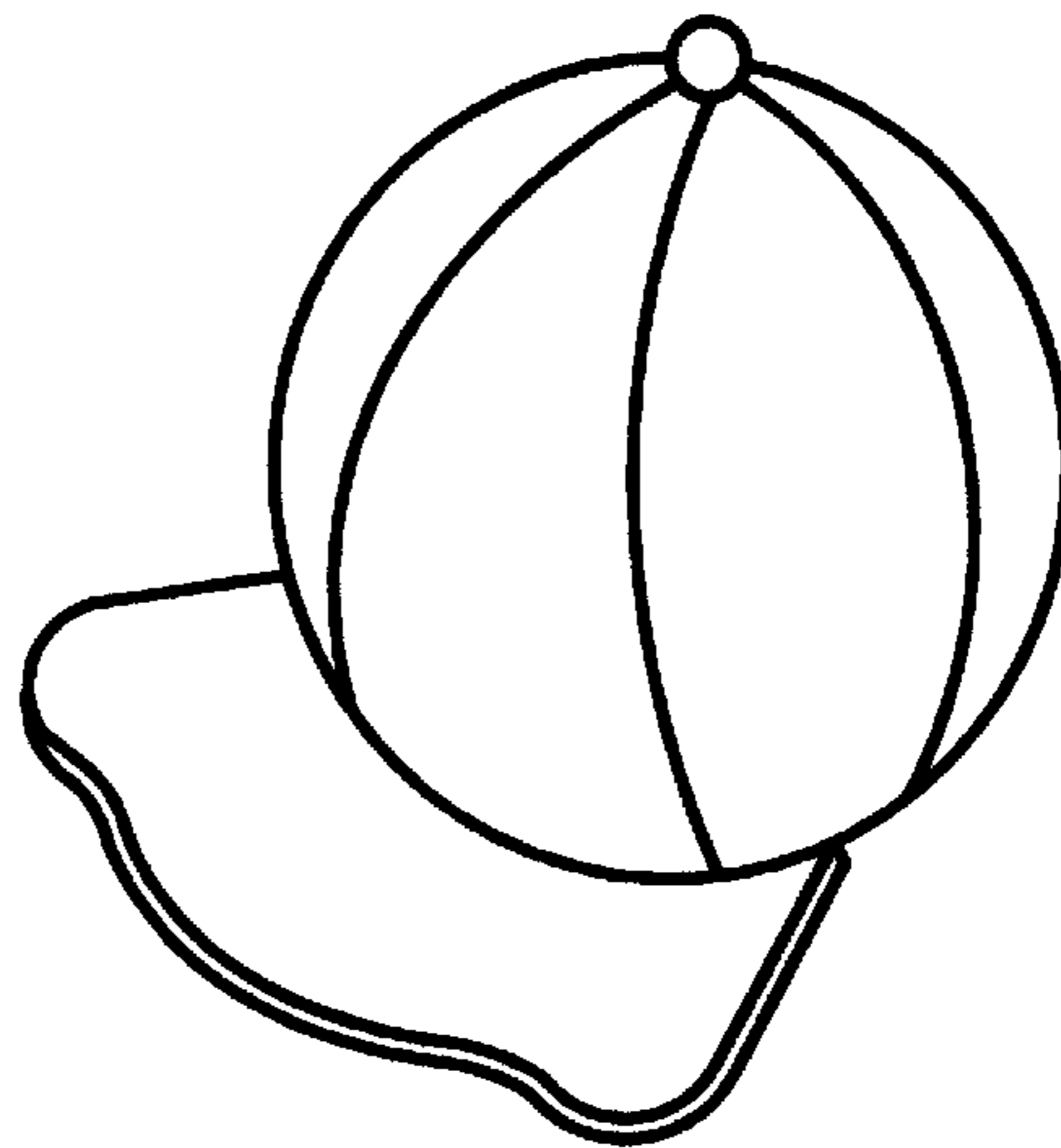


FIG 6

