



US00D540504S

(12) **United States Design Patent**
Mathieson

(10) **Patent No.:** **US D540,504 S**

(45) **Date of Patent:** **** Apr. 10, 2007**

(54) **JACK**

(76) **Inventor:** **Eian D. Mathieson**, 7 Mudies Road, St. Ives, New South Wales 2075 (AU)

(**) **Term:** **14 Years**

(21) **Appl. No.:** **29/213,833**

(22) **Filed:** **Sep. 23, 2004**

(30) **Foreign Application Priority Data**

Mar. 24, 2004 (AU) 1105/2004

(51) **LOC (8) Cl.** **12-05**

(52) **U.S. Cl.** **D34/31**

(58) **Field of Classification Search** D34/31;
254/8 B, 8 R, 2 R, 93 H, 93 R, 124, DIG. 1,
254/134, 126
See application file for complete search history.

(56) **References Cited**

U.S. PATENT DOCUMENTS

2,610,025	A	*	9/1952	Mueller	254/2 B
3,181,836	A	*	5/1965	Arnes et al.	254/8 B
3,807,694	A	*	4/1974	Butorac	254/8 B
4,210,314	A	*	7/1980	Carroll et al.	254/8 B
4,473,213	A	*	9/1984	Decker	254/8 B
D285,854	S	*	9/1986	Persson	D34/31

4,765,593	A	*	8/1988	Hung	254/8 B
6,086,047	A	*	7/2000	Lee	254/8 B
D453,983	S	*	2/2002	Lin	D34/31
6,357,724	B1	*	3/2002	Hung	254/8 B
D485,412	S	*	1/2004	Hung	D34/31
D488,906	S	*	4/2004	Tatsumi	D34/31
D519,705	S	*	4/2006	Kong et al.	D34/31

* cited by examiner

Primary Examiner—Cynthia E. Ramirez

(74) *Attorney, Agent, or Firm*—Darby & Darby

(57) **CLAIM**

The ornamental design for a jack, as shown and described.

DESCRIPTION

FIG. 1 is a top, perspective view from the right, showing an embodiment of my new design;

FIG. 2 is a perspective view as in FIG. 1, on an enlarged scale, showing the lower portion thereof;


FIG. 3 is a left side elevational view thereof, the right side being a mirror image; and,

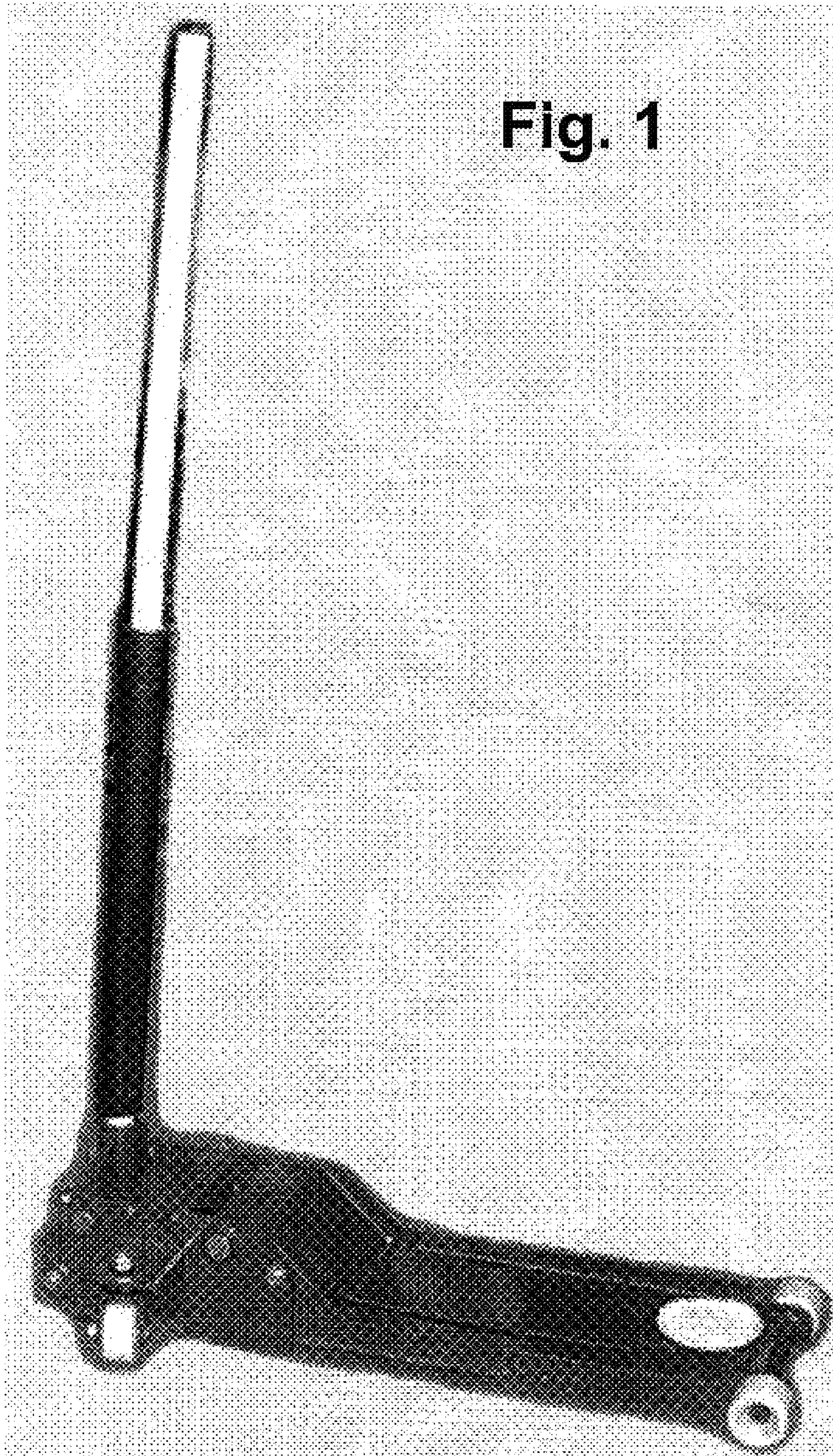
FIG. 4 is a top, perspective view thereof.

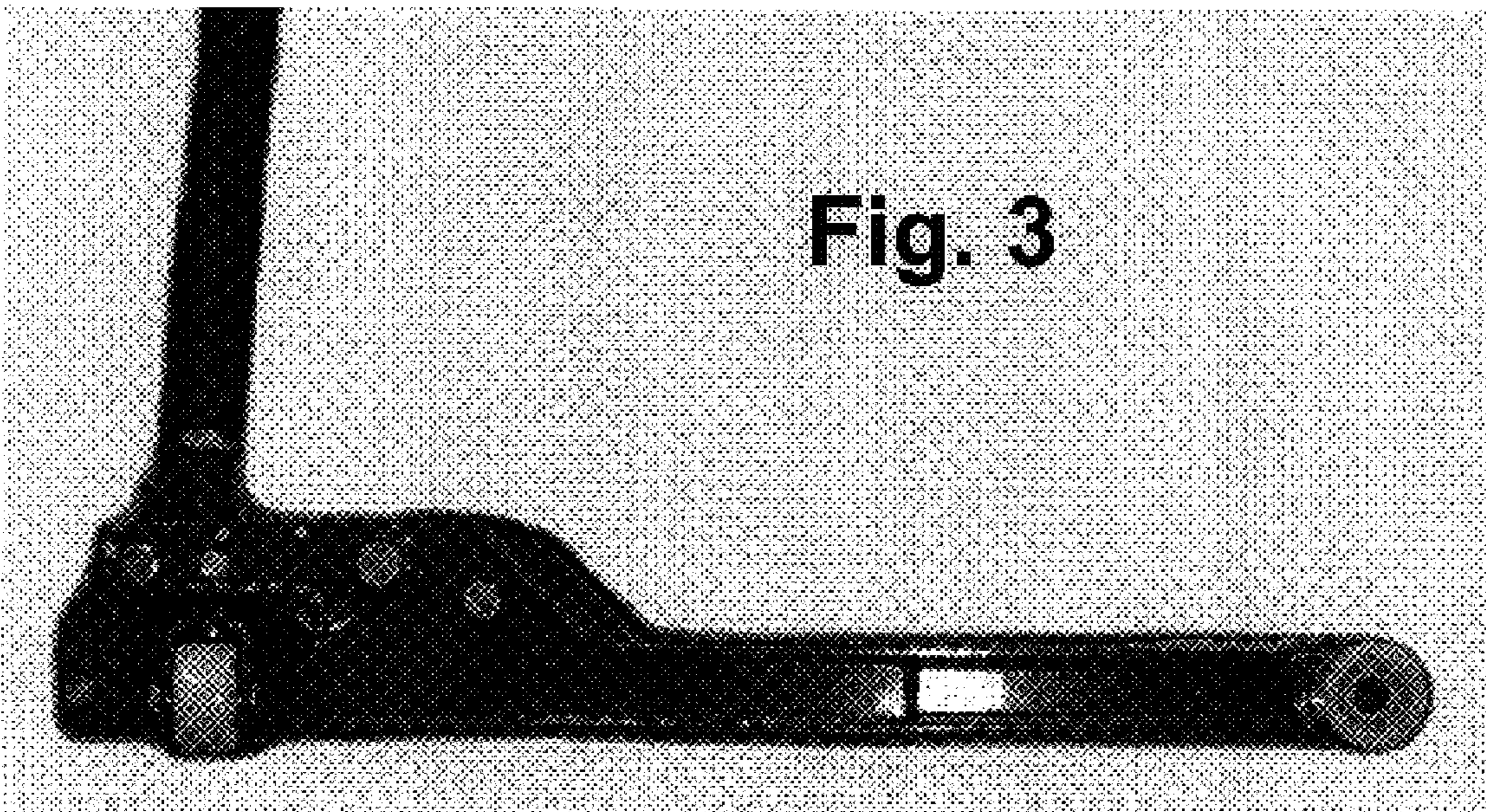

The rear and bottom of the jack are plain and unornamented.

The handle is partially shown in FIGS. 1 through 4 for convenience of illustration.

1 Claim, 3 Drawing Sheets










Fig. 4