



US00D540500S

(12) **United States Design Patent**
Kang et al.

(10) **Patent No.:** **US D540,500 S**

(45) **Date of Patent:** **** Apr. 10, 2007**

(54) **MULTICOMPARTMENT RECEPTACLE**

(75) Inventors: **Deborah Kang**, Chicago, IL (US);
Amanda Jane Smith, Toronto (CA)

(73) Assignee: **Ecotrio, LLC**, Chicago, IL (US)

(**) Term: **14 Years**

(21) Appl. No.: **29/246,015**

(22) Filed: **Dec. 21, 2005**

(51) **LOC (8) Cl.** **09-09**

(52) **U.S. Cl.** **D34/1**

(58) **Field of Classification Search** D34/1,
D34/5, 6, 7, 8, 9, 10, 11; 220/908-913, 403,
220/404

See application file for complete search history.

(56) **References Cited**

U.S. PATENT DOCUMENTS

- D324,593 S * 3/1992 Kouwenhoven D34/1
- 5,505,331 A 4/1996 Rathbun
- D388,922 S * 1/1998 Peters D34/1

- D389,631 S * 1/1998 Peters D34/1
- D422,126 S * 3/2000 McKeown et al. D34/1
- D461,940 S * 8/2002 Meinzingler et al. D34/7
- D509,337 S 9/2005 Lin

* cited by examiner

Primary Examiner—Cynthia E. Ramirez

(74) *Attorney, Agent, or Firm*—Barnes & Thornburg LLP

(57) **CLAIM**

What is claimed is the ornamental design for a multicompartment receptacle, shown and described.

DESCRIPTION

FIG. 1 is a perspective view of the multicompartment receptacle;

FIG. 2 is a front elevational view thereof;

FIG. 3 is a rear elevational view thereof;

FIG. 4 is a right side elevational view thereof, the left side elevational view is not shown as it is a mirror image of the left side view; and,

FIG. 5 is a top plan view thereof.

1 Claim, 5 Drawing Sheets

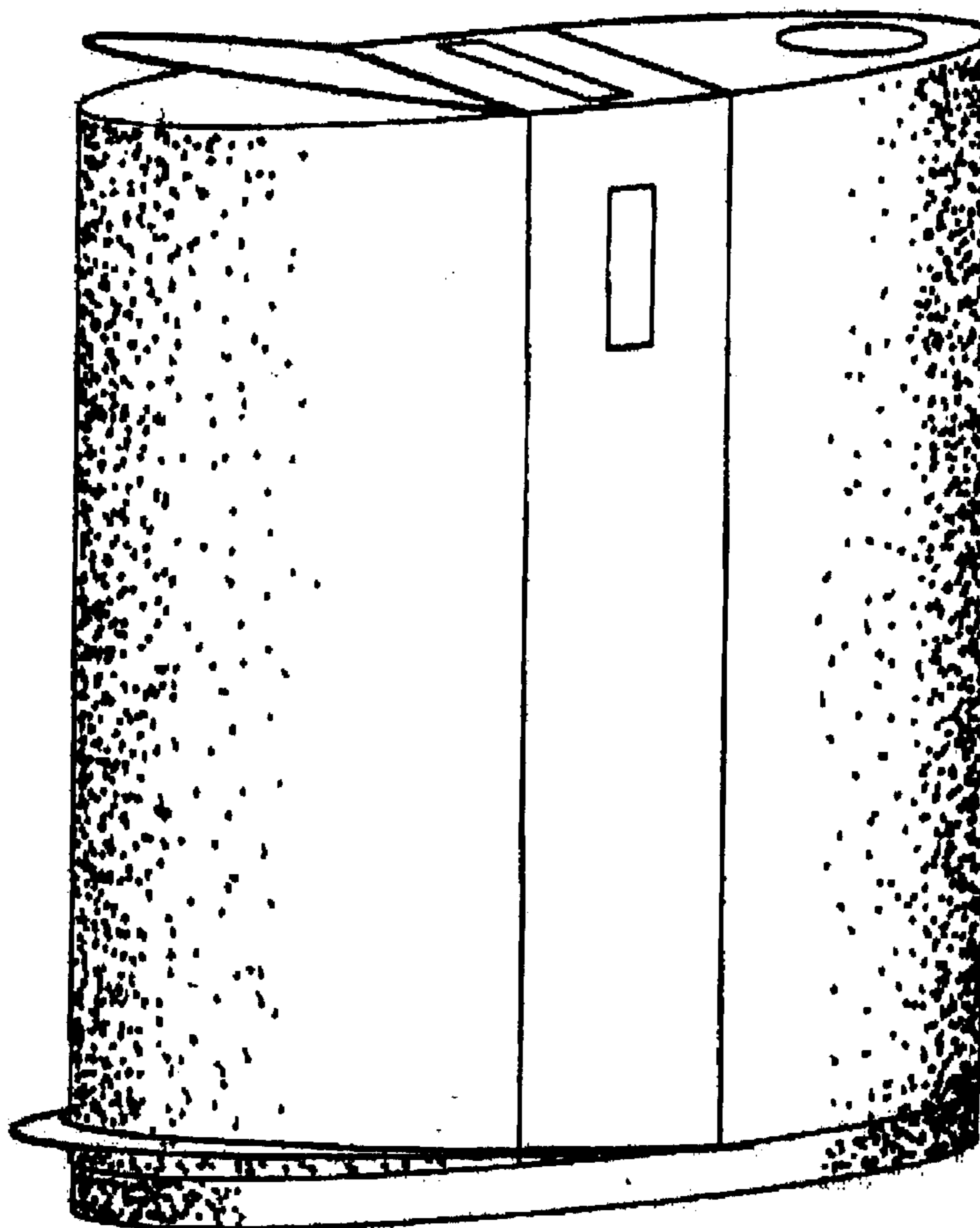


FIG. 1

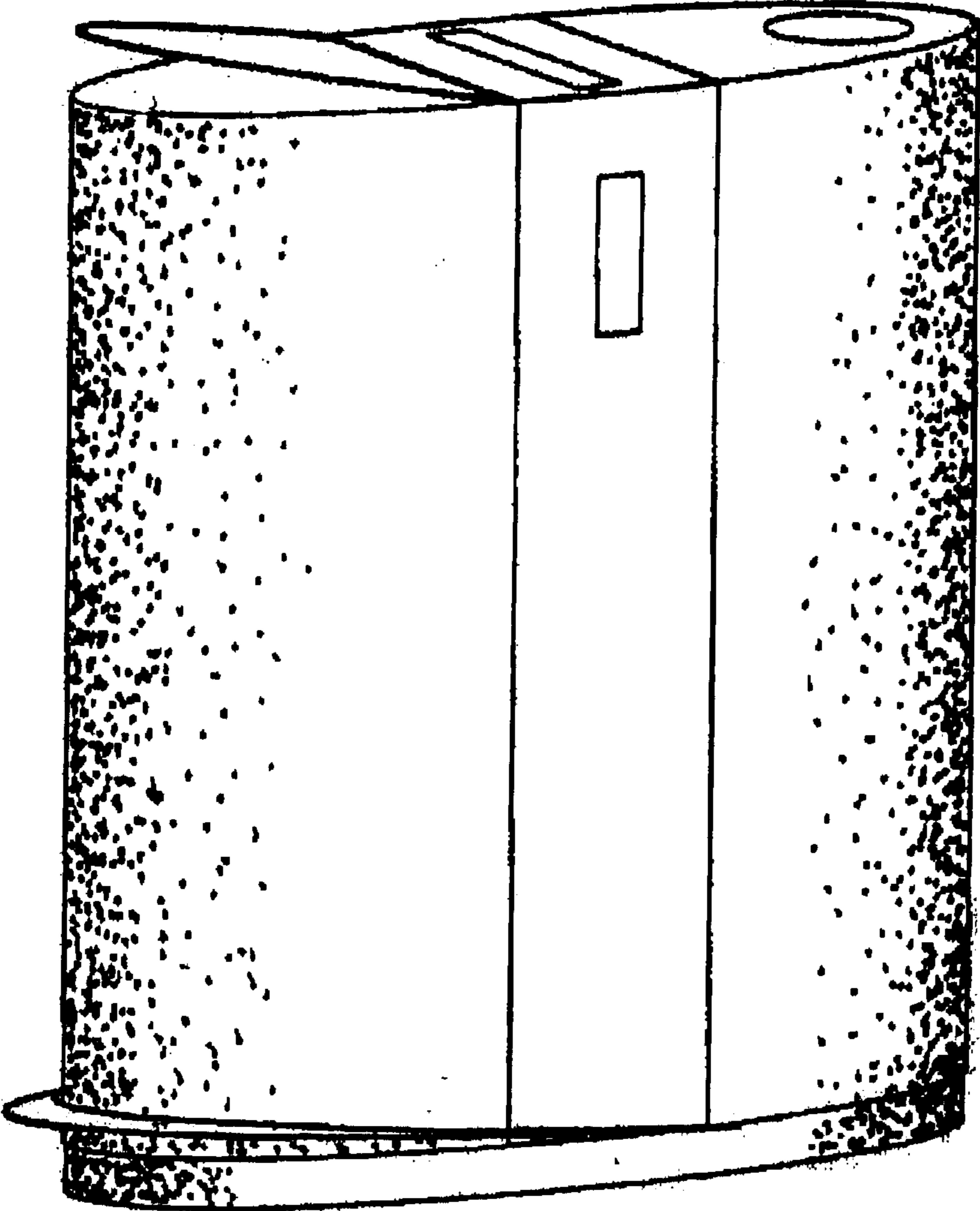


FIG. 2




FIG. 3




FIG. 4

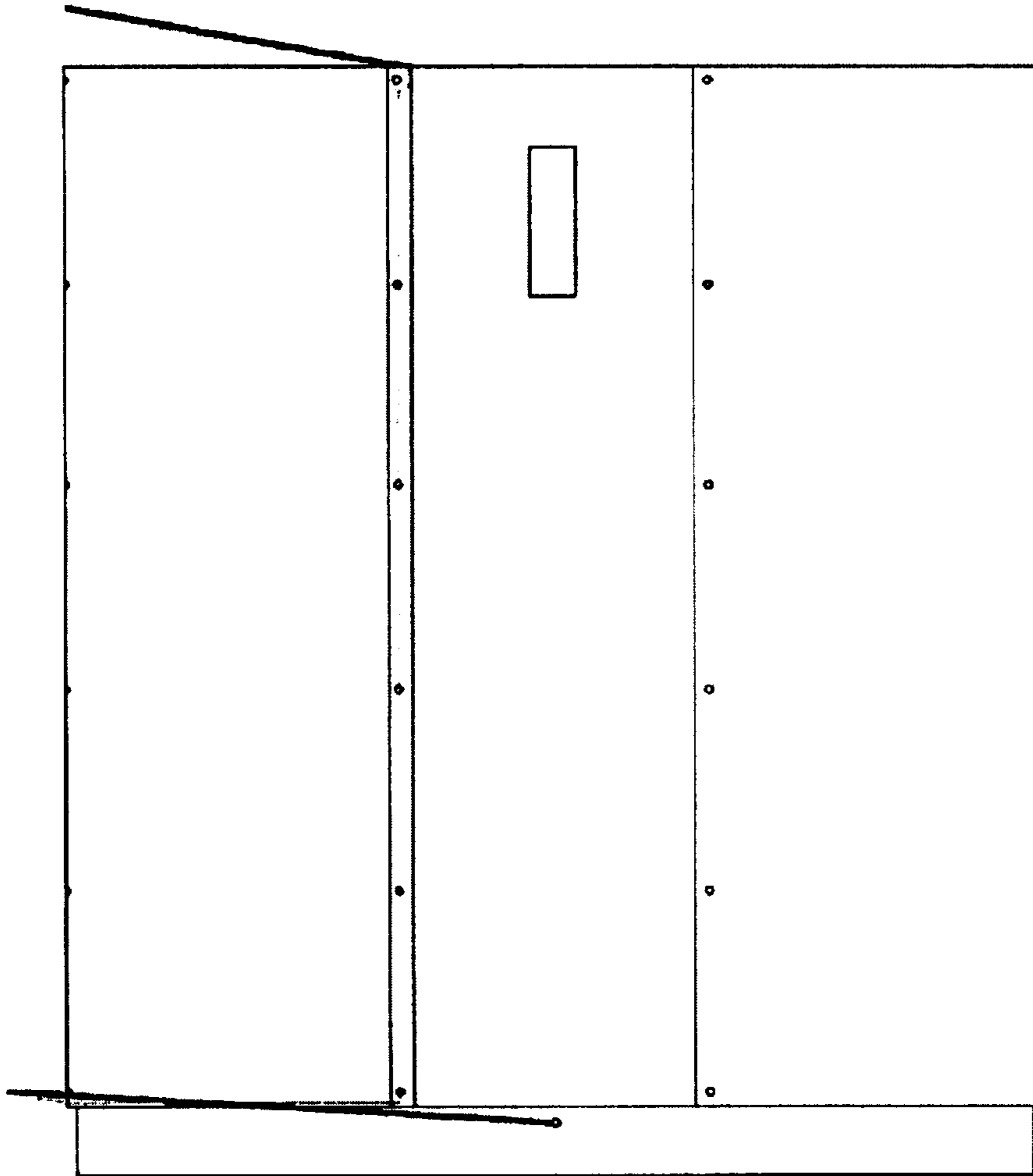


FIG. 5

