



US00D540497S

(12) **United States Design Patent**  
**Song**

(10) **Patent No.:** **US D540,497 S**

(45) **Date of Patent:** **\*\* Apr. 10, 2007**

(54) **DISHWASHER**

(75) Inventor: **Seung Hyun Song**, Seoul (KR)

(73) Assignee: **LG Electronics Inc.**, Seoul (KR)

(\*\*) Term: **14 Years**

(21) Appl. No.: **29/266,057**

(22) Filed: **Sep. 14, 2006**

(30) **Foreign Application Priority Data**

Mar. 16, 2006 (KR) ..... 30-2006-0009819

(51) **LOC (8) Cl.** ..... **15-05**

(52) **U.S. Cl.** ..... **D32/2**

(58) **Field of Classification Search** ..... D32/2,  
D32/3, 28, 1; D7/340, 405, 406, 348; 312/31,  
312/204; 134/113, 201, 57 D, 57 DL, 56 D,  
134/58 D, 58 DL; 68/212

See application file for complete search history.

(56) **References Cited**

**U.S. PATENT DOCUMENTS**

D495,102 S \* 8/2004 Kaczmarek ..... D32/3

D511,870 S \* 11/2005 Paik ..... D32/2

D512,543 S \* 12/2005 Jeong ..... D32/2

D513,548 S \* 1/2006 Jeong ..... D32/2

D521,195 S \* 5/2006 Park et al. .... D32/2

\* cited by examiner

*Primary Examiner*—Louis S. Zarfes

*Assistant Examiner*—Kathleen Sims

(74) *Attorney, Agent, or Firm*—Birch, Stewart, Kolasch & Birch, LLP

(57) **CLAIM**

The ornamental design for a dishwasher, as shown and described.

**DESCRIPTION**

FIG. 1 is a perspective view of a dishwasher showing my new design;

FIG. 2 is a front view thereof;

FIG. 3 is a rear view thereof;

FIG. 4 is a left side view thereof where the right side view is a mirror image;

FIG. 5 is a top plan view thereof; and,

FIG. 6 is a bottom plan view thereof.

**1 Claim, 5 Drawing Sheets**

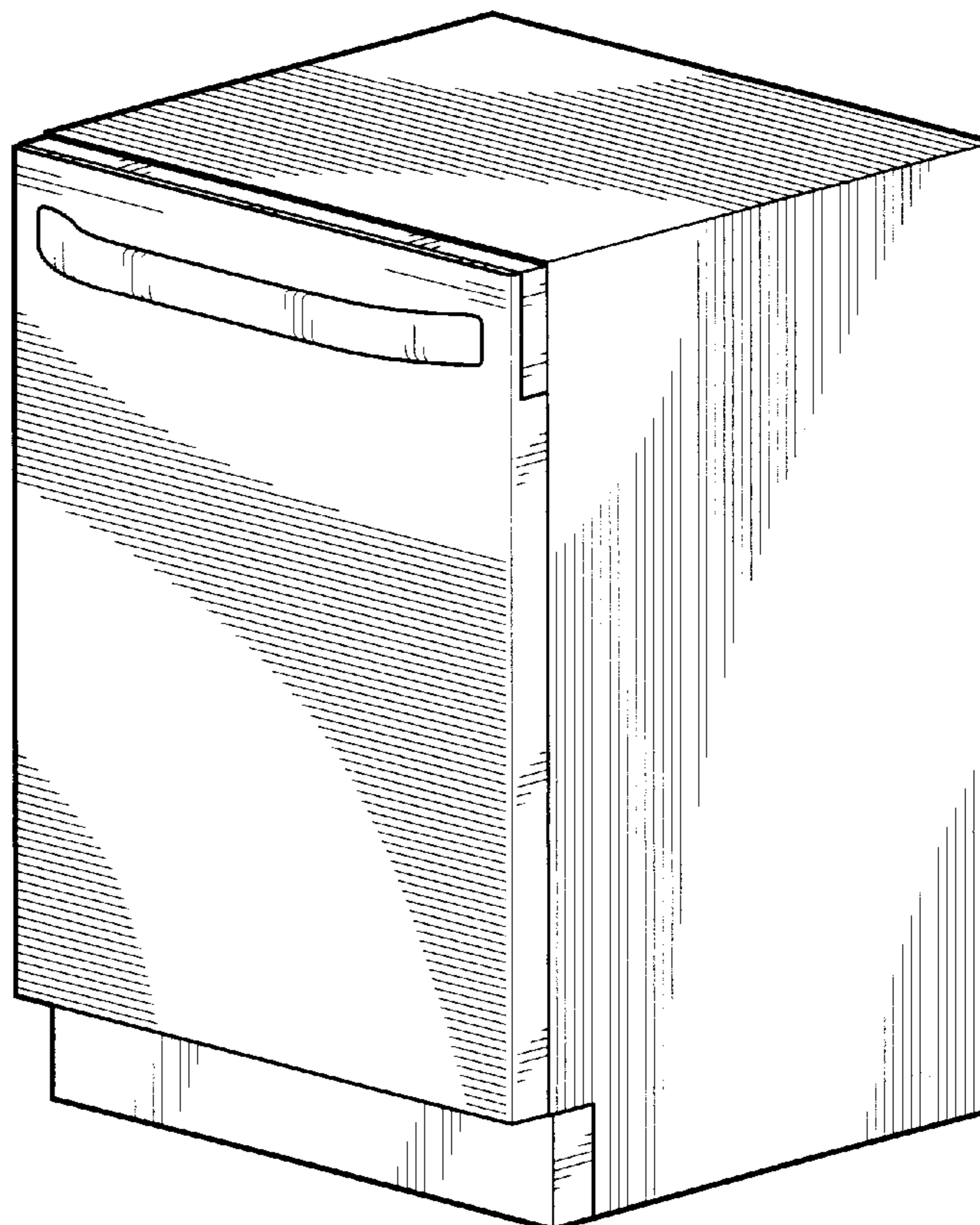


FIG. 1

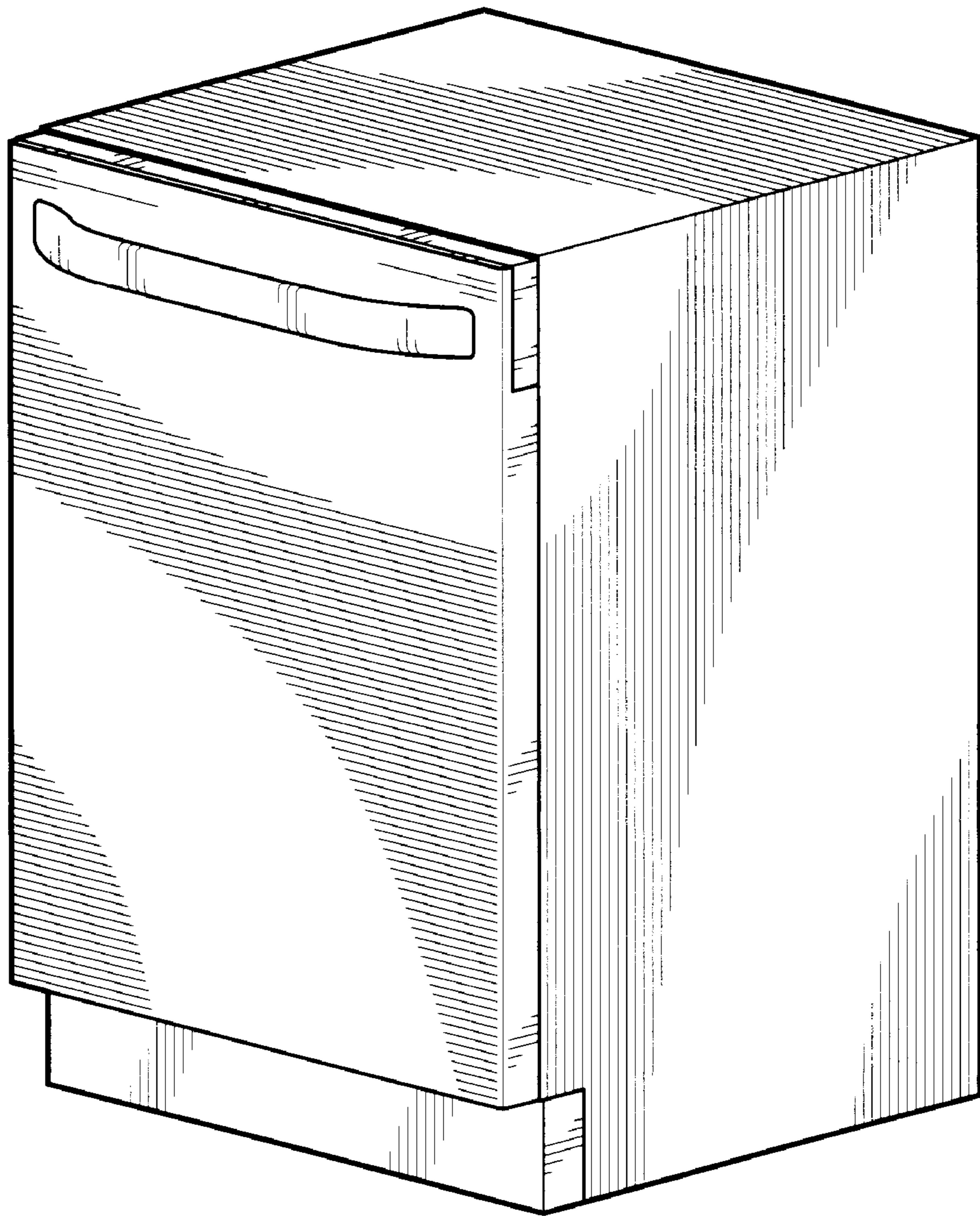


FIG. 2



FIG. 3




FIG. 4

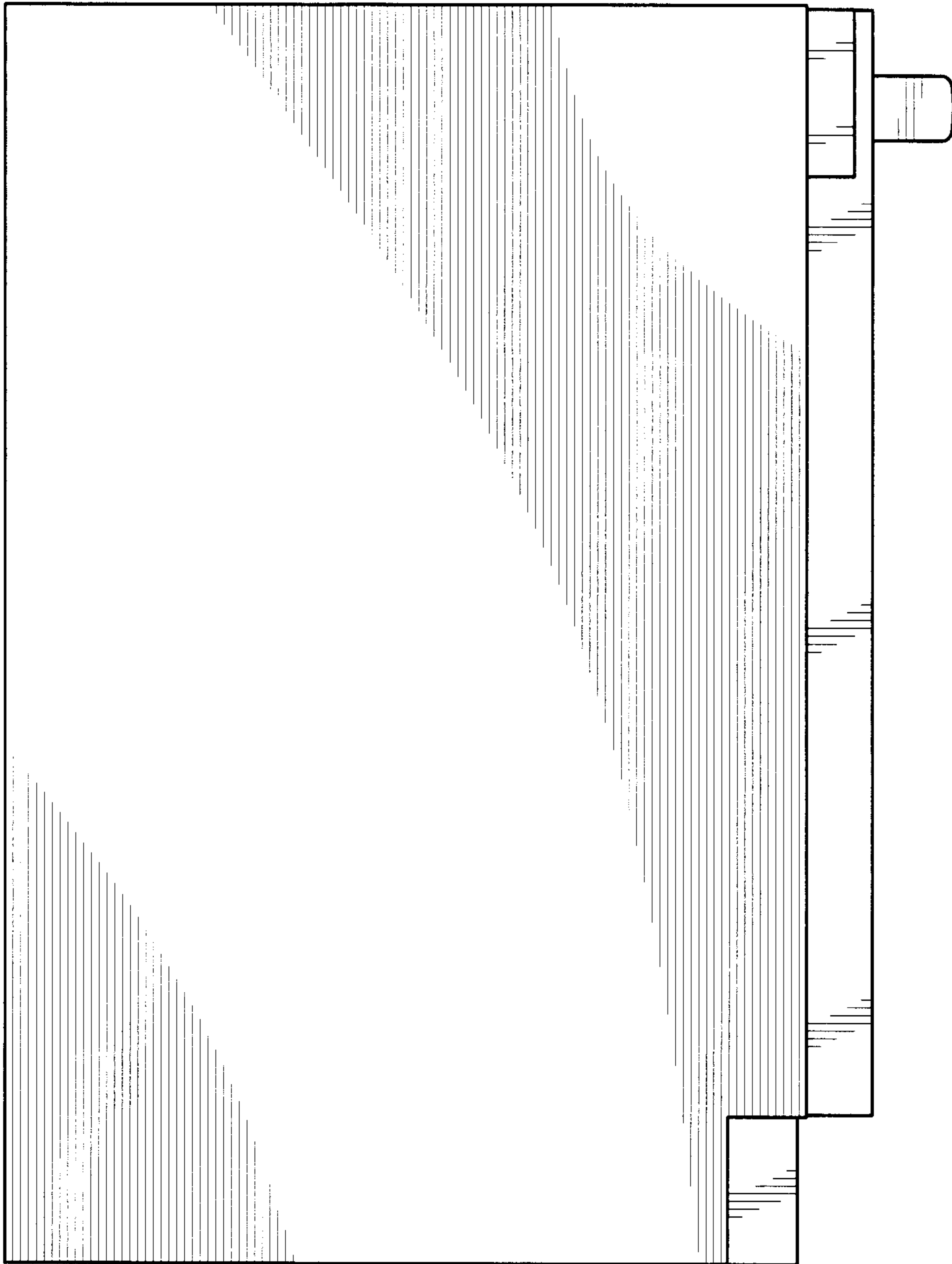


FIG. 5

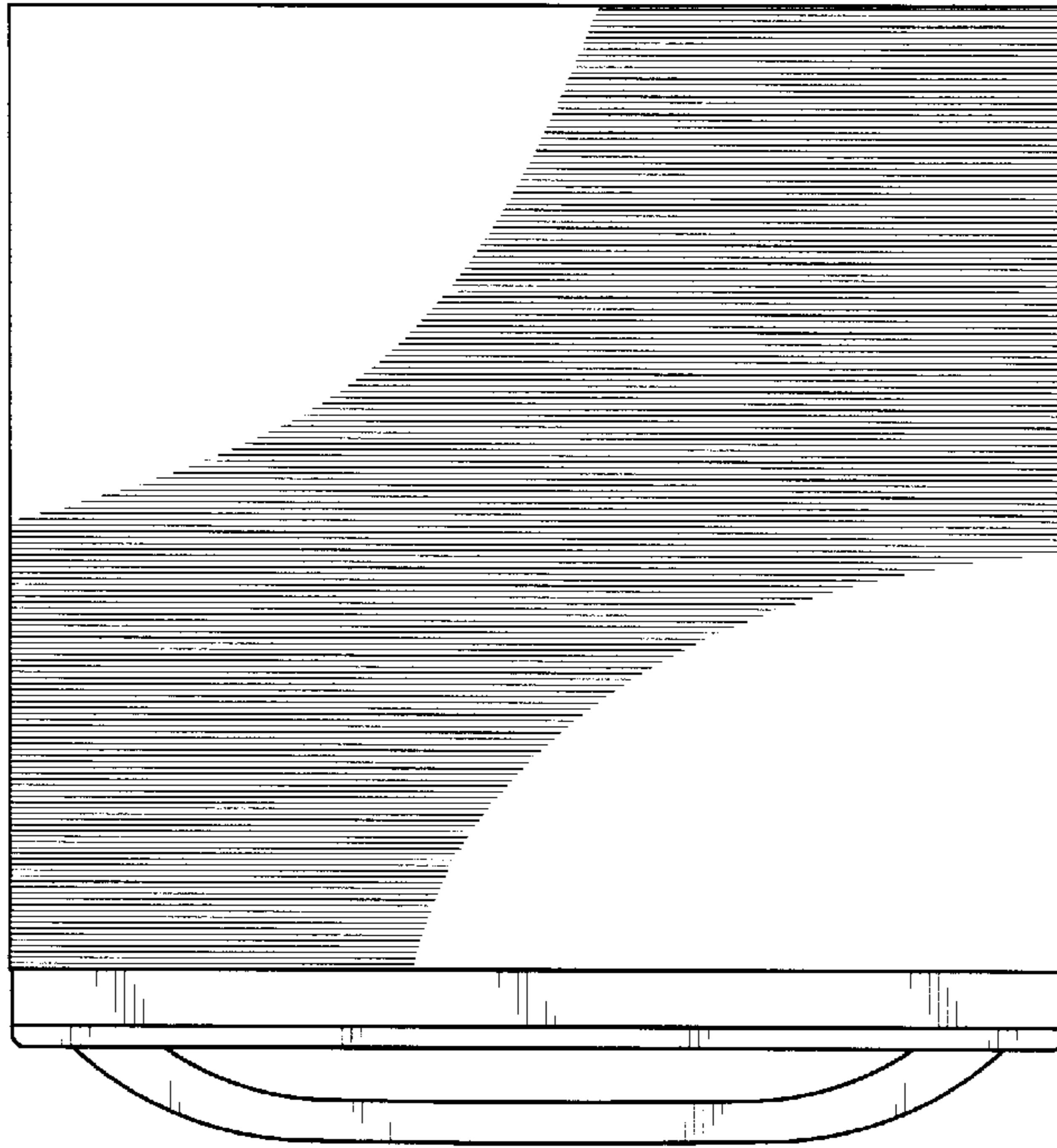


FIG. 6

