

US00D540494S

(12) **United States Design Patent**
Beyaz

(10) **Patent No.:** **US D540,494 S**

(45) **Date of Patent:** **** Apr. 10, 2007**

(54) **PET COLLAR**

(75) Inventor: **Adrian Beyaz**, Inglewood, CA (US)

(73) Assignee: **Chrome Bones, Inc.**, Sun Valley, CA (US)

(**) Term: **14 Years**

(21) Appl. No.: **29/231,943**

(22) Filed: **Jun. 9, 2005**

(51) **LOC (8) Cl.** **30-04**

(52) **U.S. Cl.** **D30/152**

(58) **Field of Classification Search** 119/850,
119/855-59, 862-65, 654, 712, 714, 720,
119/725, 760, 762, 763-75, 792-94, 815,
119/821; D30/151, 152; 24/188, 662; D11/3,
D11/12, 200; D2/609, 627, 624, 632

See application file for complete search history.

(56) **References Cited**

U.S. PATENT DOCUMENTS

2,205,711	A	*	6/1940	Banks	119/654
D126,823	S	*	4/1941	Cohen	D2/632
D155,430	S	*	10/1949	Krasnow	D2/632
D214,736	S	*	7/1969	Anderson	D30/152
D228,646	S	*	10/1973	Kissin	D30/152
D243,411	S	*	2/1977	Johnson	D30/152
4,151,936	A	*	5/1979	Hawkes	224/676
D417,040	S	*	11/1999	Weick	D30/152
D422,385	S	*	4/2000	Callaghan	D30/153
D428,218	S	*	7/2000	Dehart	D30/152
6,422,177	B1	*	7/2002	Noguero	119/856
6,557,498	B1	*	5/2003	Smierciak et al.	119/858
D498,336	S	*	11/2004	Hong	D30/152

OTHER PUBLICATIONS

Hydran Postcard, Mar. 2004 "Rhinestone Bone Motif Collar".*

Ruff and Tumble Co. catalog, Feb. 2003 "SPortag" Flashing I.D. tags "bone shape".*

In the Company of Dogs Catalogue, Summer 2001, p. 24 "Collar w/ Bone shaped tag".*

* cited by examiner

Primary Examiner—M. H. Tung

Assistant Examiner—Susan Moon Lee

(74) *Attorney, Agent, or Firm*—Christie, Parker & Hale, LLP.

(57) **CLAIM**

I claim the ornamental design for a pet collar, as shown and described.

DESCRIPTION

FIG. 1 is an enlarged perspective view of a pet collar according to the present invention;

FIG. 2 is a top plan view of the pet collar according to the present invention;

FIG. 3 is a side view of the pet collar according to the present invention;

FIG. 4 is a bottom plan view of the pet collar according to the present invention;

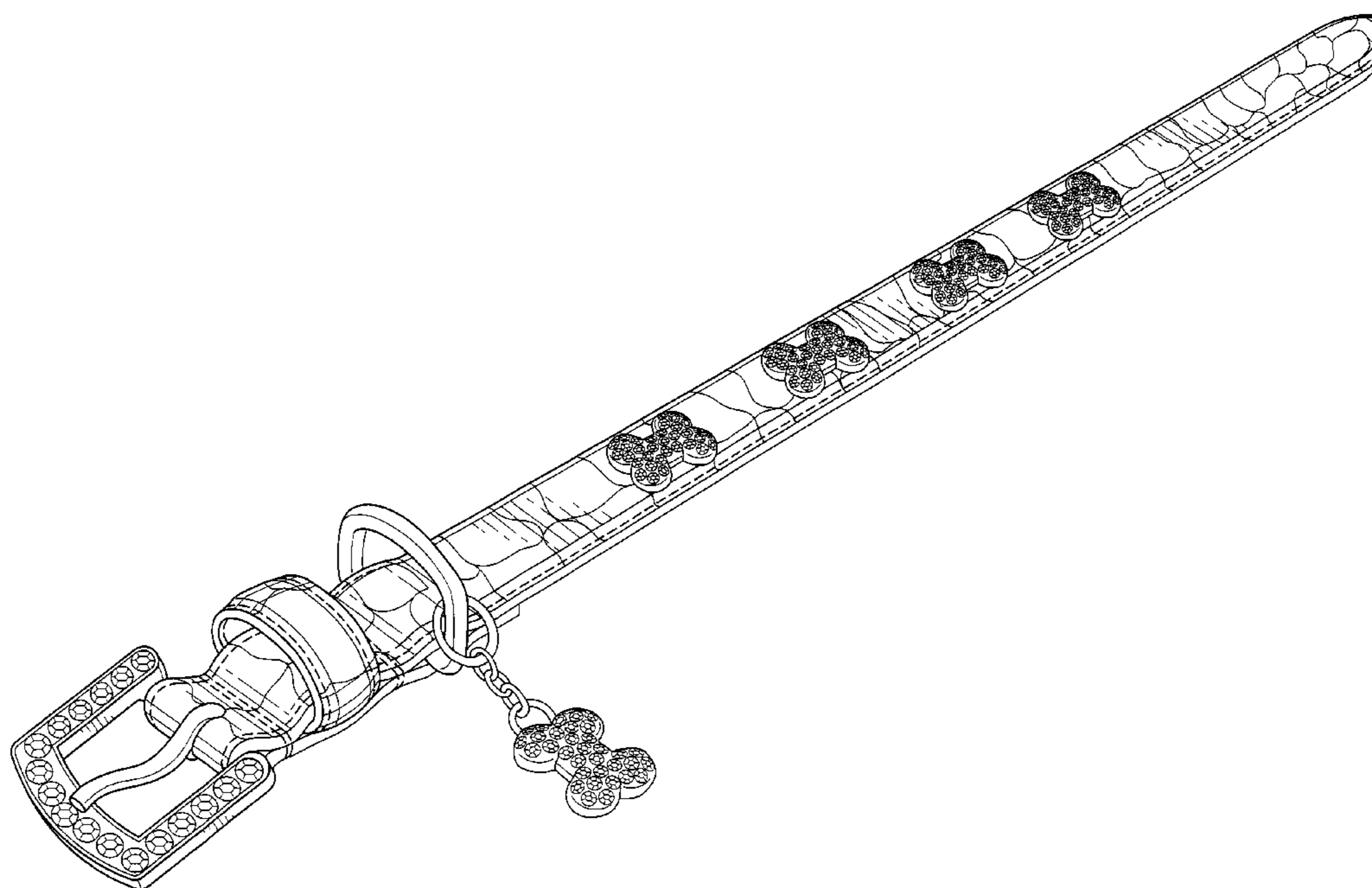
FIG. 5 is another side view of the pet collar according to the present invention;

FIG. 6 is an enlarged front view of the pet collar according to the present invention; and,

FIG. 7 is an enlarged rear view of the pet collar according to the present invention.

The dashed lines represent stitching.

1 Claim, 2 Drawing Sheets



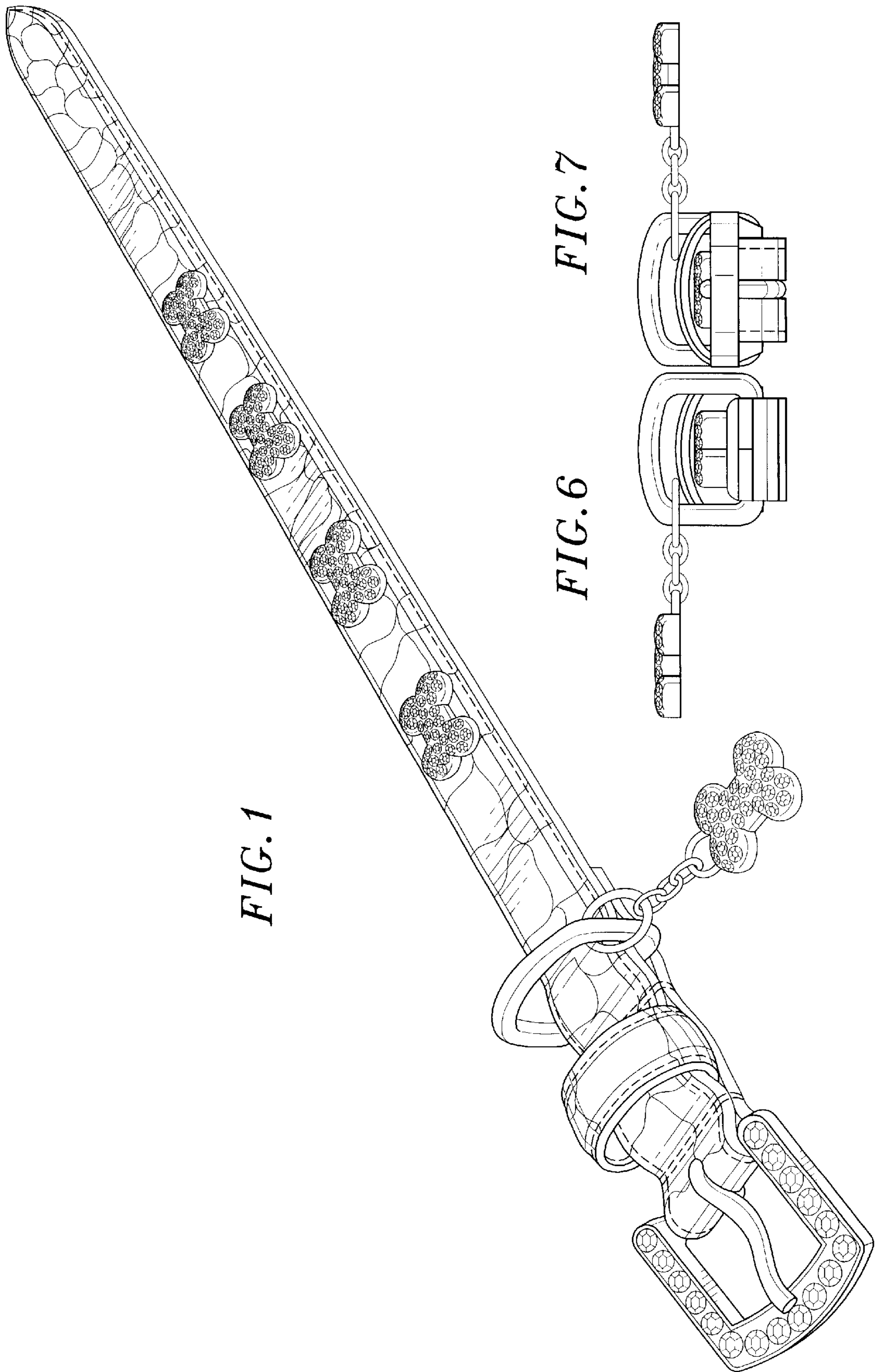


FIG. 1

FIG. 6

FIG. 7

FIG. 2

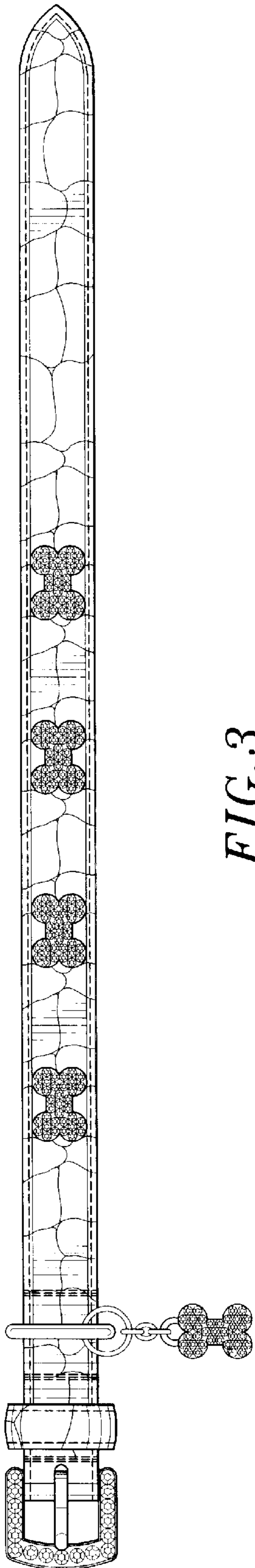


FIG. 3

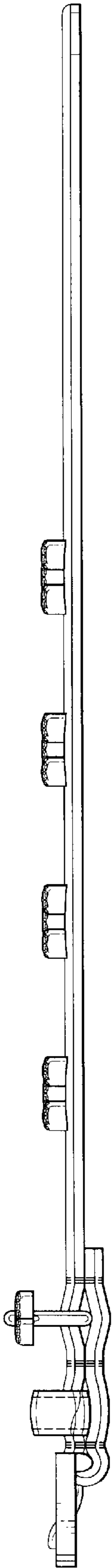


FIG. 4

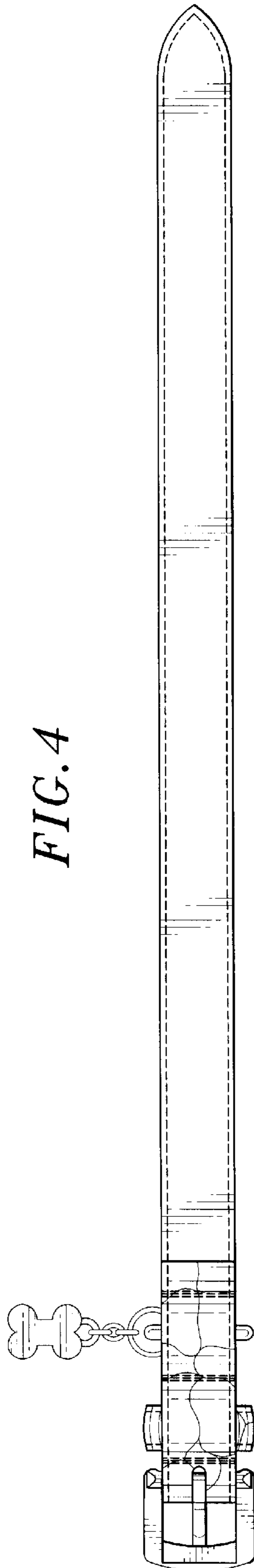


FIG. 5

