



US00D540492S

(12) **United States Design Patent**  
**Gorr**

(10) **Patent No.:** **US D540,492 S**

(45) **Date of Patent:** **\*\* Apr. 10, 2007**

(54) **MULTIPLE PET FOOD DISPENSER**

(76) Inventor: **Kimberly J. Gorr**, 6705 Madison Ave.,  
Indianapolis, IN (US) 46227

(\*\*) Term: **14 Years**

(21) Appl. No.: **29/231,684**

(22) Filed: **Jun. 9, 2005**

(51) **LOC (8) Cl.** ..... **30-03**

(52) **U.S. Cl.** ..... **D30/131**

(58) **Field of Classification Search** ..... 119/51.5,  
119/72, 53.5, 52.4, 61.5, 51.01, 74, 77; D30/121-22,  
D30/129-133; 222/185.1, 457; 43/131; 449/48;  
220/574; 206/503, 501, 515

See application file for complete search history.

(56) **References Cited**

**U.S. PATENT DOCUMENTS**

867,621	A	*	10/1907	Tannehill	.....	119/77
3,720,184	A	*	3/1973	Pearce	.....	119/51.5
D232,658	S	*	9/1974	Fassauer	.....	D30/121
D232,847	S	*	9/1974	Okubo	.....	D30/121
3,920,224	A	*	11/1975	Fassauer	.....	366/131
4,651,679	A	*	3/1987	Fassauer	.....	119/51.5
D294,750	S		3/1988	Atchley		
4,840,143	A	*	6/1989	Simon	.....	119/52.1
4,949,676	A		8/1990	Burns		
4,989,548	A		2/1991	Short		
D320,291	S	*	9/1991	Dalton, Jr.	.....	D30/121
D336,555	S	*	6/1993	Goetz	.....	D30/131
D351,689	S	*	10/1994	VanSkiver	.....	D30/121
5,423,291	A	*	6/1995	Daugherty	.....	119/77
D374,516	S	*	10/1996	Lillelund et al.	.....	D30/132
D383,797	S	*	9/1997	Finnegan	.....	D30/132
5,687,783	A	*	11/1997	Finnegan	.....	141/364
5,699,753	A		12/1997	Aldridge, III		
5,711,248	A	*	1/1998	Boyd	.....	119/77
5,845,600	A	*	12/1998	Mendes	.....	119/51.5
D406,924	S	*	3/1999	Kolozsvari	.....	D30/121
D406,926	S	*	3/1999	Kolozsvari	.....	D30/132

6,467,428 B1 \* 10/2002 Andrisin et al. .... 119/51.5  
6,477,981 B1 \* 11/2002 Harper ..... 119/52.4  
6,539,896 B1 4/2003 Larsen

\* cited by examiner

*Primary Examiner*—M. H. Tung

*Assistant Examiner*—Susan Moon Lee

(57) **CLAIM**

I claim the ornamental design for a multiple pet food dispenser, as shown and described.

**DESCRIPTION**

A visually appealing pet food dispenser with a centered storage bin and a plurality of food bowls. The storage bin is a hollow cylinder with a removable lid on its top end. The storage bin has handles on opposite sides to assist in carrying the dispenser. The food bowls are positioned in a visually appealing fashion in a radial shape around the bottom end of the storage bin. The interior of each food bowl is connected to the storage bin by a sloped chute. The sloped chute allows food to flow downward by gravity from the storage bin down to the food bowls.

FIG. 1 is a front elevational view of a first embodiment of a multiple pet food dispenser showing my new design;

FIG. 2 is rear elevational view thereof;

FIG. 3 is a side elevational view thereof;

FIG. 4 is a top view thereof;

FIG. 5 is a bottom view thereof;

FIG. 6 is a perspective view thereof;

FIG. 7 is a front elevational view of a second embodiment of a multiple pet food dispenser; the rear elevational view being identical;

FIG. 8 is a side elevational view thereof;


FIG. 9 is a top view thereof;

FIG. 10 is a bottom view thereof; and,

FIG. 11 is an exploded perspective view thereof.

Portions shown in broken line are for illustrative purposes only and form no part of the claimed design.

**1 Claim, 6 Drawing Sheets**



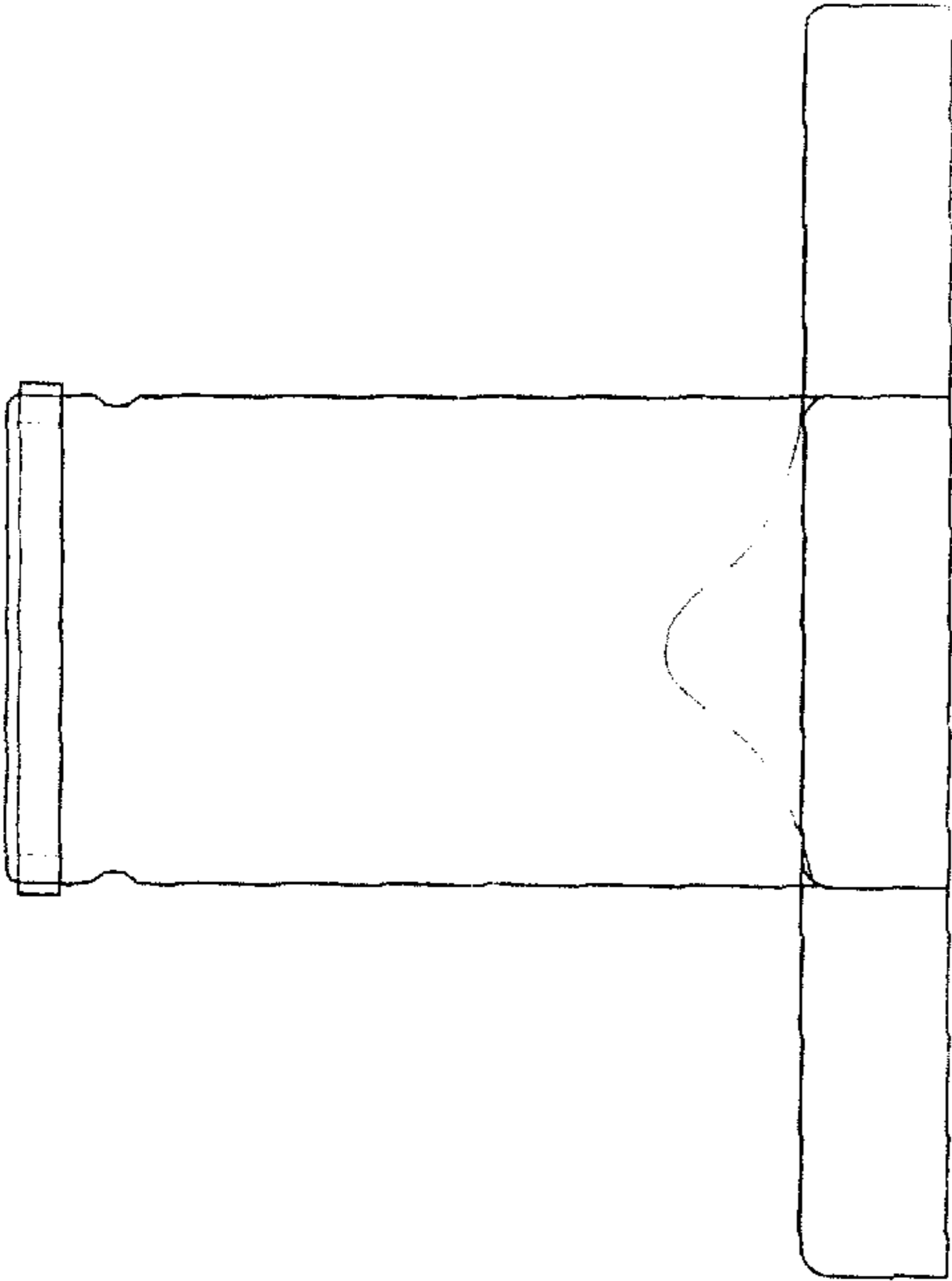


FIG. 1

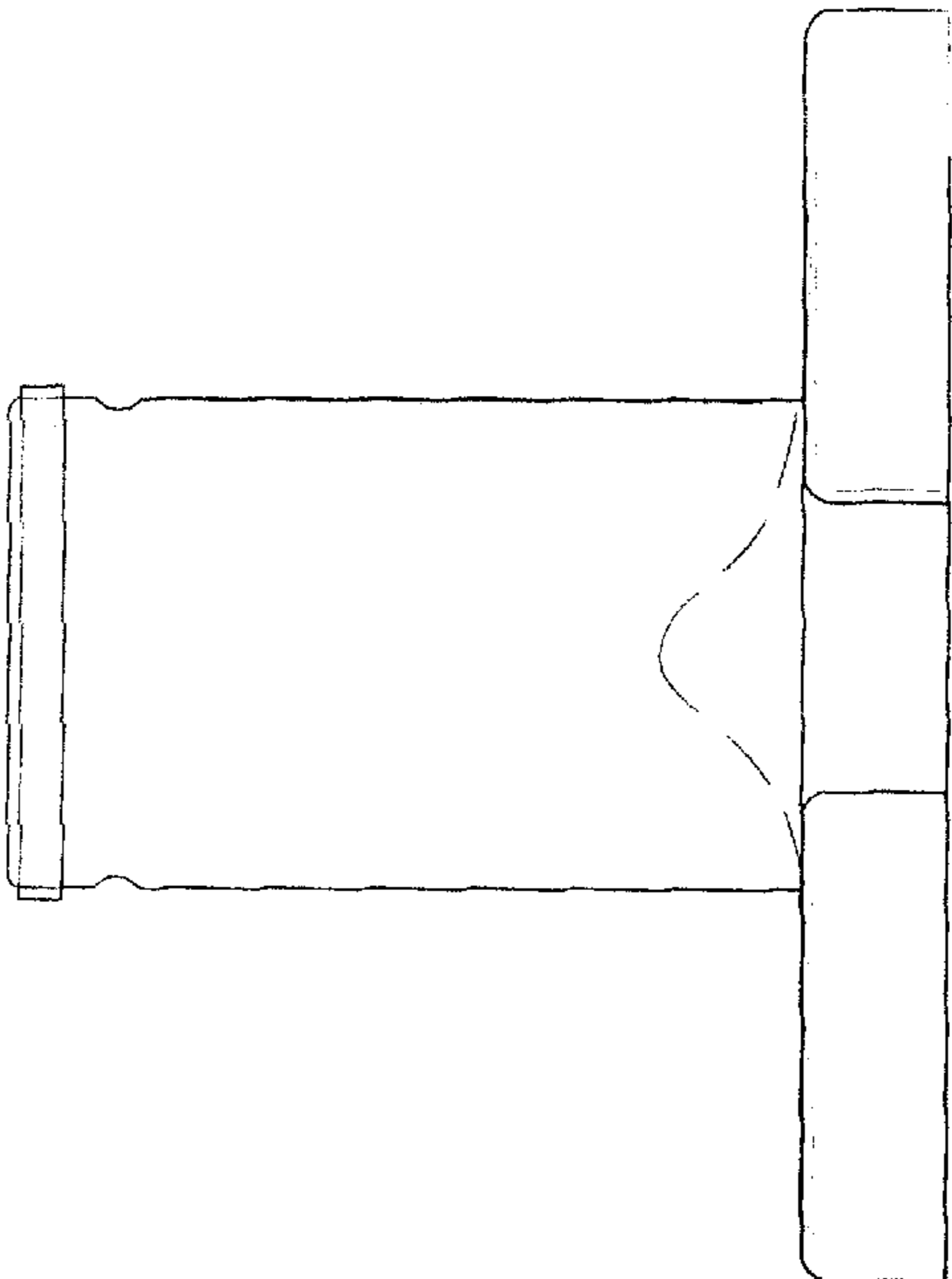


FIG. 2

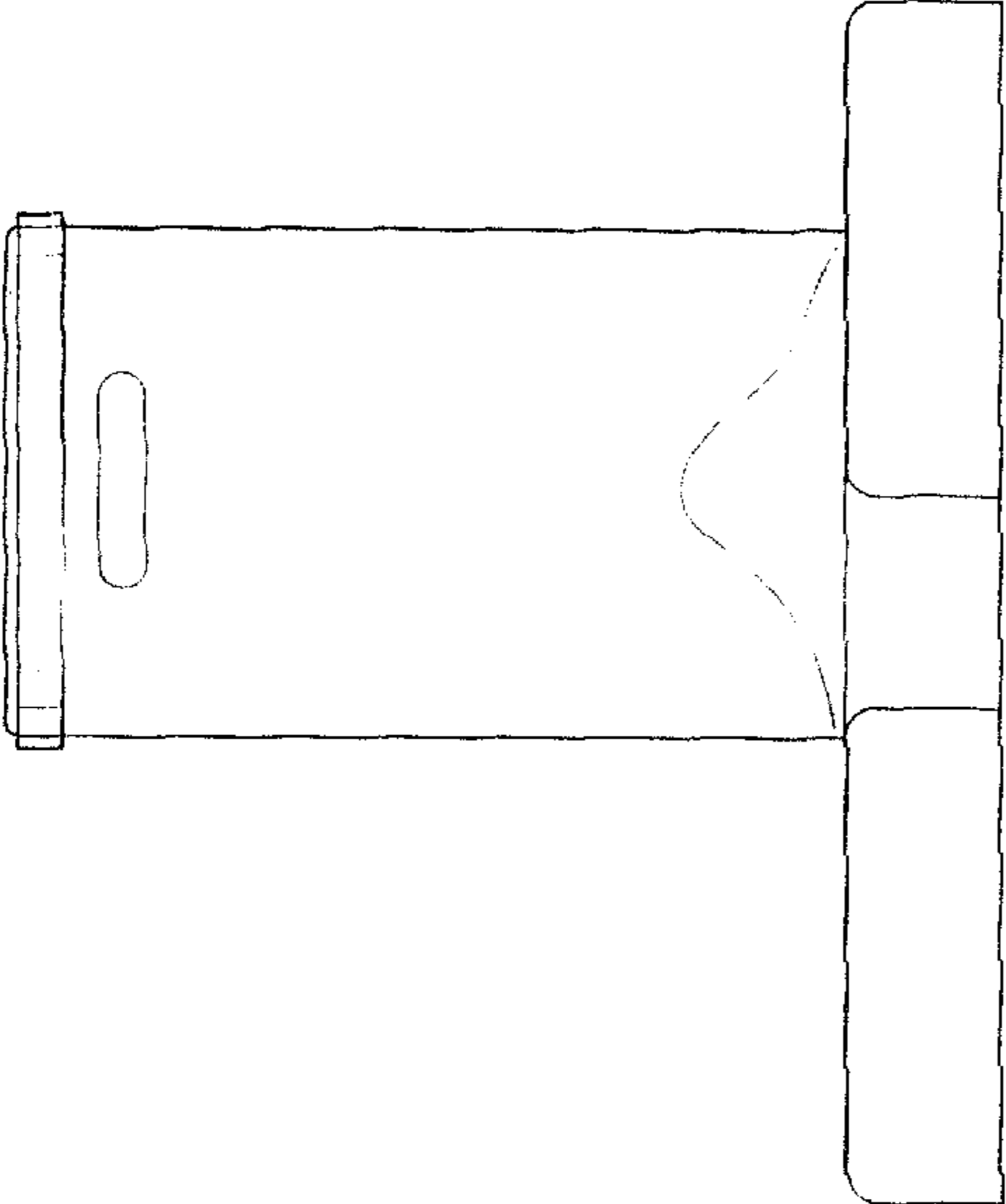


FIG. 3

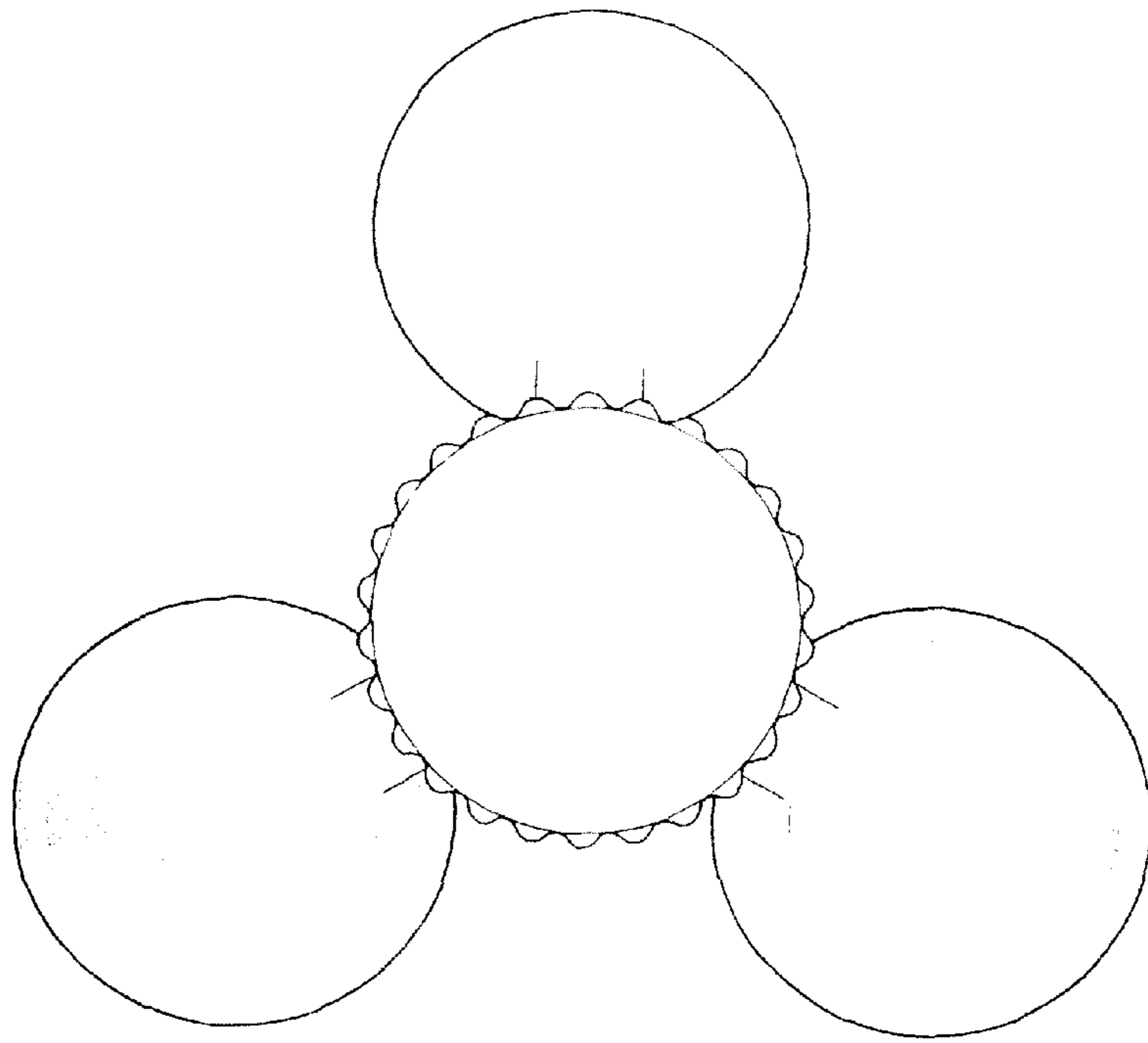


FIG. 4




FIG. 5




FIG. 6

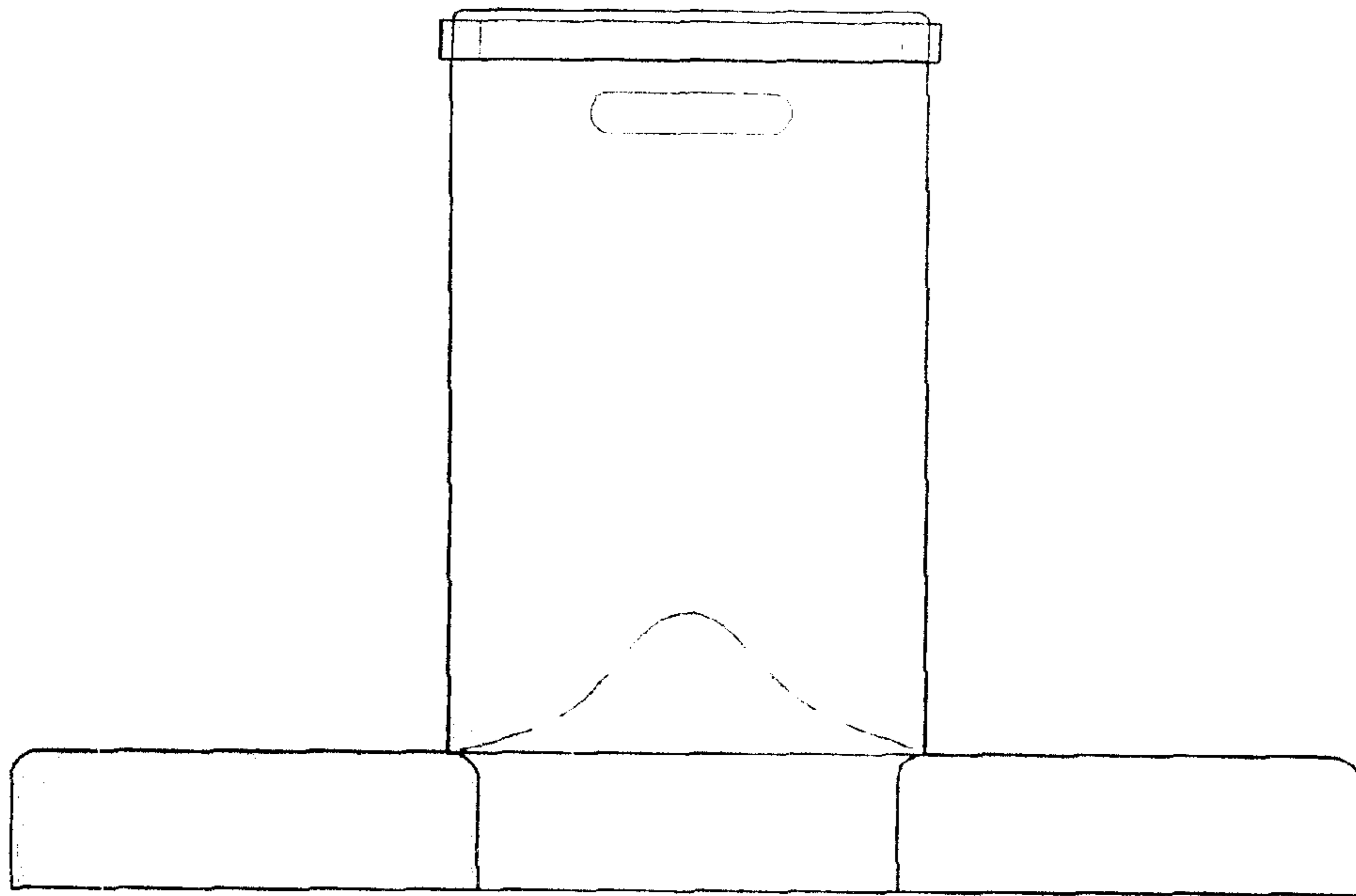


FIG. 7




FIG. 8




FIG. 9




FIG. 10




FIG. 11