

US00D540486S

(12) **United States Design Patent**
Flores

(10) **Patent No.:** **US D540,486 S**

(45) **Date of Patent:** **** Apr. 10, 2007**

(54) **WALL SCONCE**

(75) Inventor: **Miguel Flores**, Riverside, CA (US)

(73) Assignee: **Minka Lighting, Inc.**, Corona, CA (US)

(**) Term: **14 Years**

(21) Appl. No.: **29/251,120**

(22) Filed: **Jan. 4, 2006**

(51) **LOC (8) Cl.** **26-03**

(52) **U.S. Cl.** **D26/87**; D26/92

(58) **Field of Classification Search** D26/72,
D26/85-92, 138, 145, 155, 129, 130; 362/147,
362/404-408, 432

See application file for complete search history.

(56) **References Cited**

U.S. PATENT DOCUMENTS

D35,500 S	12/1901	Seips	
D51,876 S	3/1918	Campbell	
D62,588 S	* 6/1923	Pfleager	D26/87
D66,118 S	12/1924	Goddard	
D67,560 S	6/1925	Walker	
D73,633 S	* 10/1927	Abrams	D26/146
D74,552 S	* 2/1928	Crawford	D8/378
D75,030 S	* 5/1928	Holdeman	D26/152
D78,607 S	5/1929	Bohl	
D81,575 S	7/1930	Framburg	
D109,219 S	4/1938	Kelly	
D367,936 S	* 3/1996	Kay	D26/87
D385,380 S	10/1997	Porter et al.	
D419,717 S	1/2000	Dolan	
D428,511 S	* 7/2000	Hsieh	D26/87

OTHER PUBLICATIONS

- U.S. Appl. No. 29/251,194, Miguel Flores.
- U.S. Appl. No. 29/251,124, Miguel Flores.
- U.S. Appl. No. 29/251,121, Miguel Flores.

U.S. Appl. No. 29/251,148, Miguel Flores.

Minka-Lavery 2005 catalog; Jan. 2005; pp. 29-34; Minka Lighting, Inc.; U.S.A.

Thomas Lighting Internet Catalog; Olympia Single Light Wall Sconce; Model #M 1924-45; printed from www.lightinguniverse.com on Feb. 11, 2006.

Sea Gull Lighting Internet Catalog; Model #42040-734; printed from www.lightinguniverse.com on Feb. 11, 2006.

Maxim Lighting Internet Catalog; Model #20618VAOI; printed from www.lightinguniverse.com on Feb. 11, 2006.

* cited by examiner

Primary Examiner—Clare E Heflin

(74) *Attorney, Agent, or Firm*—Baker & McKenzie LLP

(57) **CLAIM**

The ornamental design for a wall sconce, as shown and described.

DESCRIPTION

FIG. 1 is a perspective view from below of a wall sconce in accordance with my design;

FIG. 2 is a top plan view of the wall sconce in accordance with my design;

FIG. 3 is a bottom plan view of the wall sconce in accordance with my design;

FIG. 4 is a front elevation view of the wall sconce in accordance with my design; and,

FIG. 5 is a side elevation view of the wall sconce in accordance with my design, the opposite side being a mirror image of that shown.

1 Claim, 5 Drawing Sheets






Fig.1




Fig.2




Fig.3




Fig.4



Fig.5