

US00D540476S

(12) **United States Design Patent** (10) **Patent No.:** **US D540,476 S**
Price (45) **Date of Patent:** **** Apr. 10, 2007**

- (54) **COLUMN FORMING BLOCK**
- (75) Inventor: **Brian A. Price**, Rochester, MN (US)
- (73) Assignee: **Rockwood Retaining Walls, Inc.**,
Rochester, MN (US)
- (**) Term: **14 Years**
- (21) Appl. No.: **29/256,345**
- (22) Filed: **Mar. 17, 2006**
- (51) **LOC (8) Cl.** **25-01**
- (52) **U.S. Cl.** **D25/113; D25/118; D25/114**
- (58) **Field of Classification Search** **D25/112-118;**
D21/484-490, 499-502; 405/15-16, 33,
405/35, 284-286; 404/29-42; 52/503, 504,
52/575, 596-599, 603-605, 608, 612
See application file for complete search history.

5,934,035 A	8/1999	Rasmussen et al.
6,035,599 A	3/2000	Sonnentag
6,176,049 B1	1/2001	Crant et al.
D441,464 S *	5/2001	Pribyl D25/118
6,223,493 B1	5/2001	Ruggeri
6,523,317 B1	2/2003	Bott et al.
6,571,521 B1	6/2003	Ameigh
6,578,338 B1	6/2003	Nanayakkara
6,665,994 B1	12/2003	Ruggeri
6,735,913 B2	5/2004	Sanders et al.
6,782,673 B2	8/2004	Azar
6,948,282 B2	9/2005	Bott
2005/0252146 A1	11/2005	MacDonald et al.
2005/0252147 A1	11/2005	MacDonald et al.

FOREIGN PATENT DOCUMENTS

WO WO 99/05370 2/1999

* cited by examiner

Primary Examiner—Louis S. Zarfes

Assistant Examiner—Gregory Andoll

(74) *Attorney, Agent, or Firm*—Patterson, Thuente, Skarr & Christensen, P.A.

(56) **References Cited**

U.S. PATENT DOCUMENTS

2,994,162 A	8/1961	Frantz
3,116,570 A	1/1964	Torricelli
3,298,668 A	1/1967	Schueren
3,512,759 A	5/1970	Resler
3,534,518 A	10/1970	Zagray
3,905,170 A	9/1975	Huettermann
3,962,842 A	6/1976	Wilhelm
4,107,894 A	8/1978	Mullins
4,124,961 A	11/1978	Habegger
D255,787 S *	7/1980	Morehead, Jr. D11/155
4,372,091 A *	2/1983	Brown et al. 52/592.6
4,426,815 A	1/1984	Brown
4,524,551 A	6/1985	Scheiwiller
D284,308 S *	6/1986	Risi et al. D25/118
4,698,949 A *	10/1987	Dietrich 52/415
4,726,567 A	2/1988	Greenberg
4,865,781 A	9/1989	Jennings
4,956,958 A	9/1990	Caroti
5,365,714 A	11/1994	Potvin
5,623,797 A	4/1997	Gravier et al.

(57) **CLAIM**

I claim the ornamental design for a column forming block, as shown.

DESCRIPTION

FIG. 1 is a perspective view of a column forming block showing my new design.

FIG. 2 is another perspective view thereof.

FIG. 3 is a front view thereof.

FIG. 4 is a side view thereof.

FIG. 5 is a top view thereof; and,

FIG. 6 is a bottom view thereof.

The broken lines appearing in the figures are not intended to form part of the claimed design and are provided for illustrative purposes only.

1 Claim, 2 Drawing Sheets

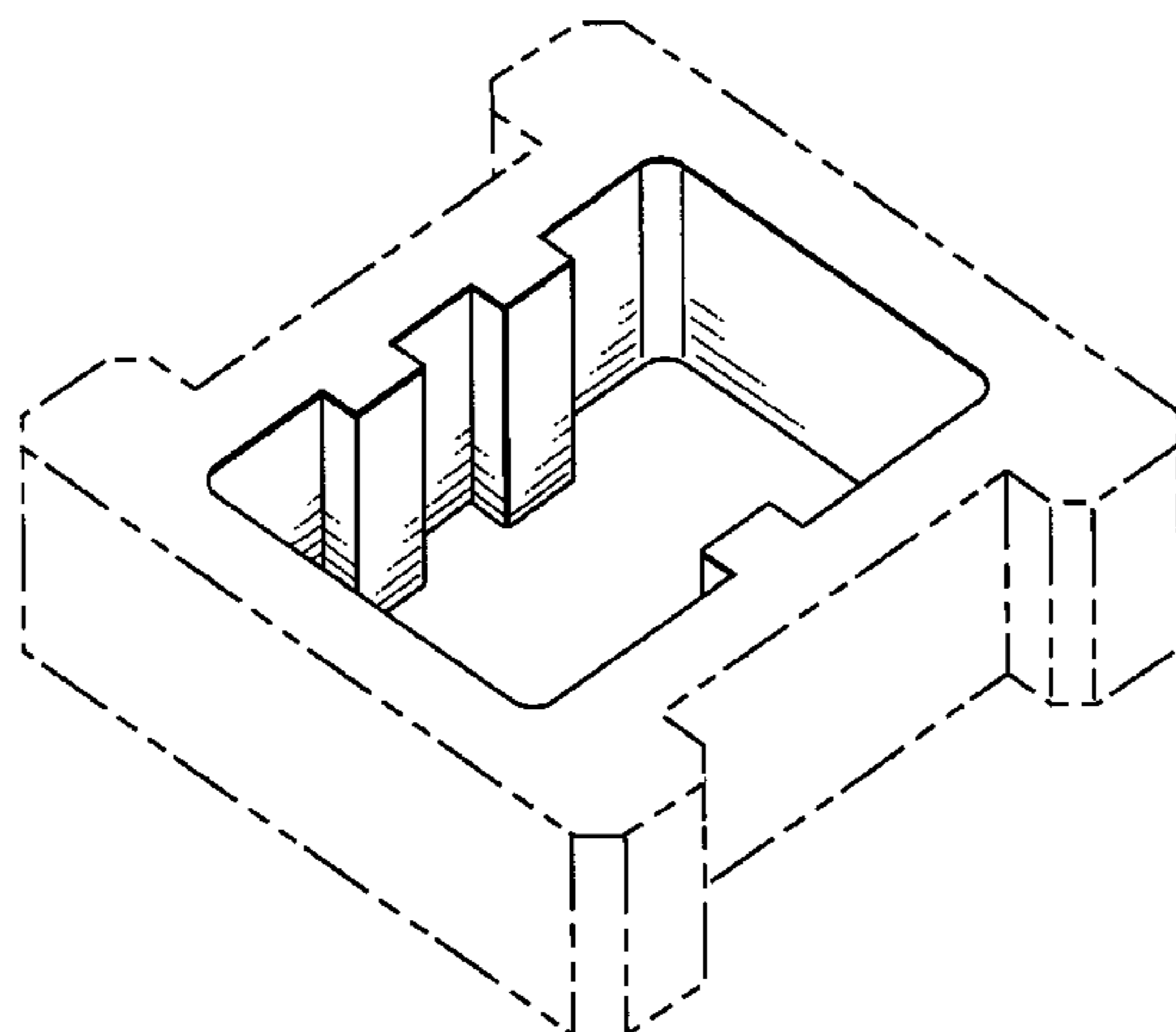


Fig. 1

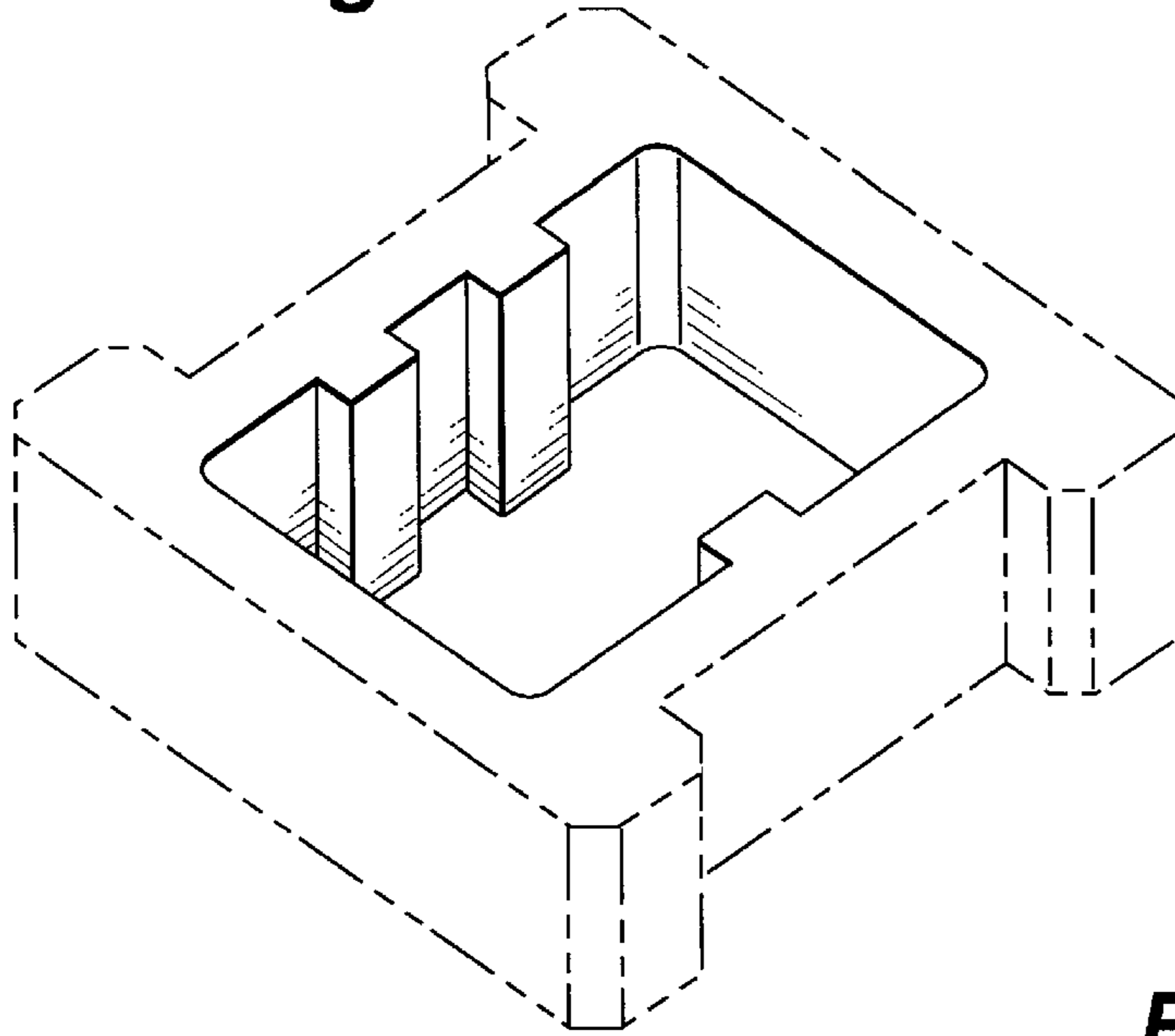


Fig. 2

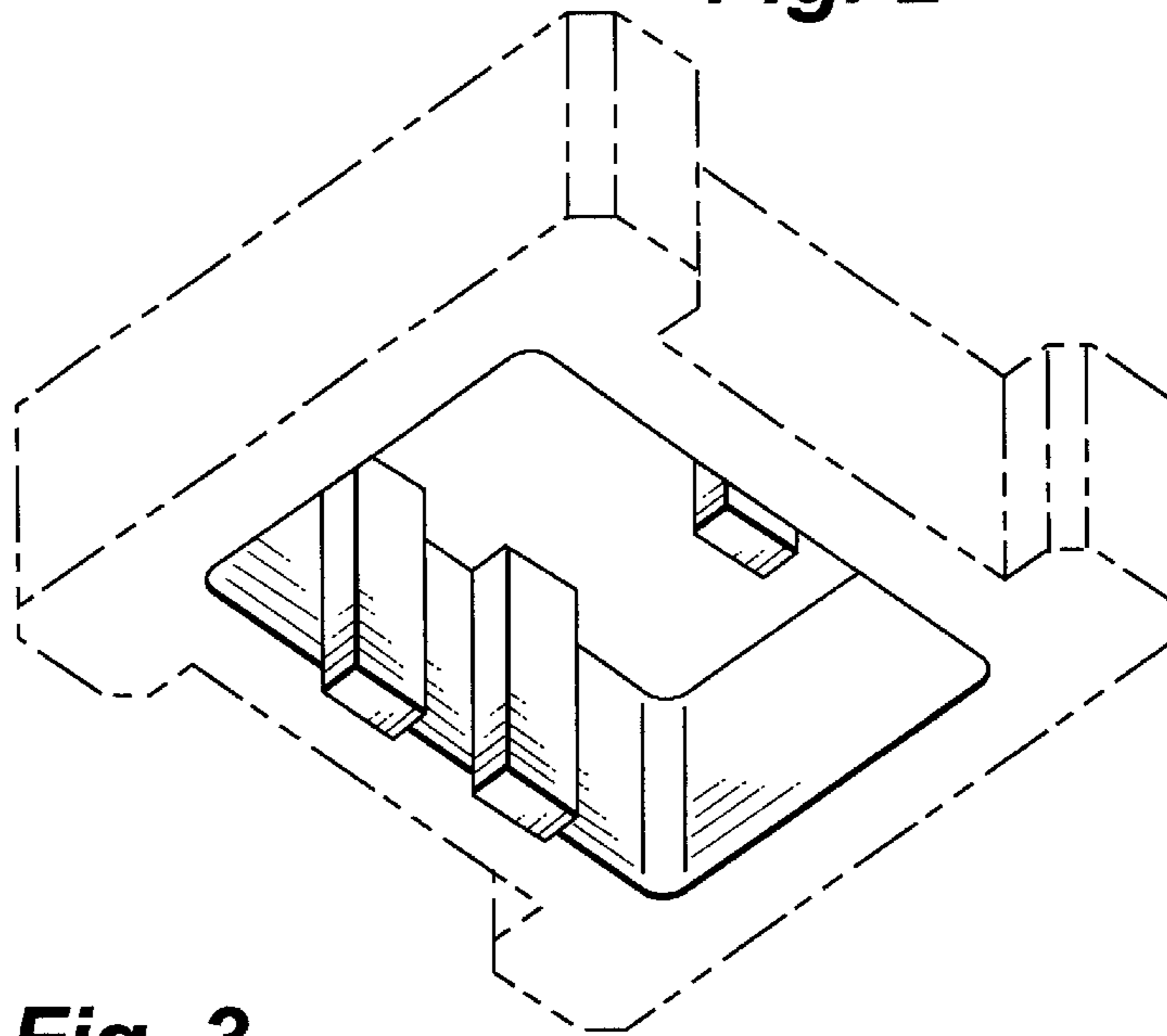


Fig. 3



Fig. 4



Fig. 5

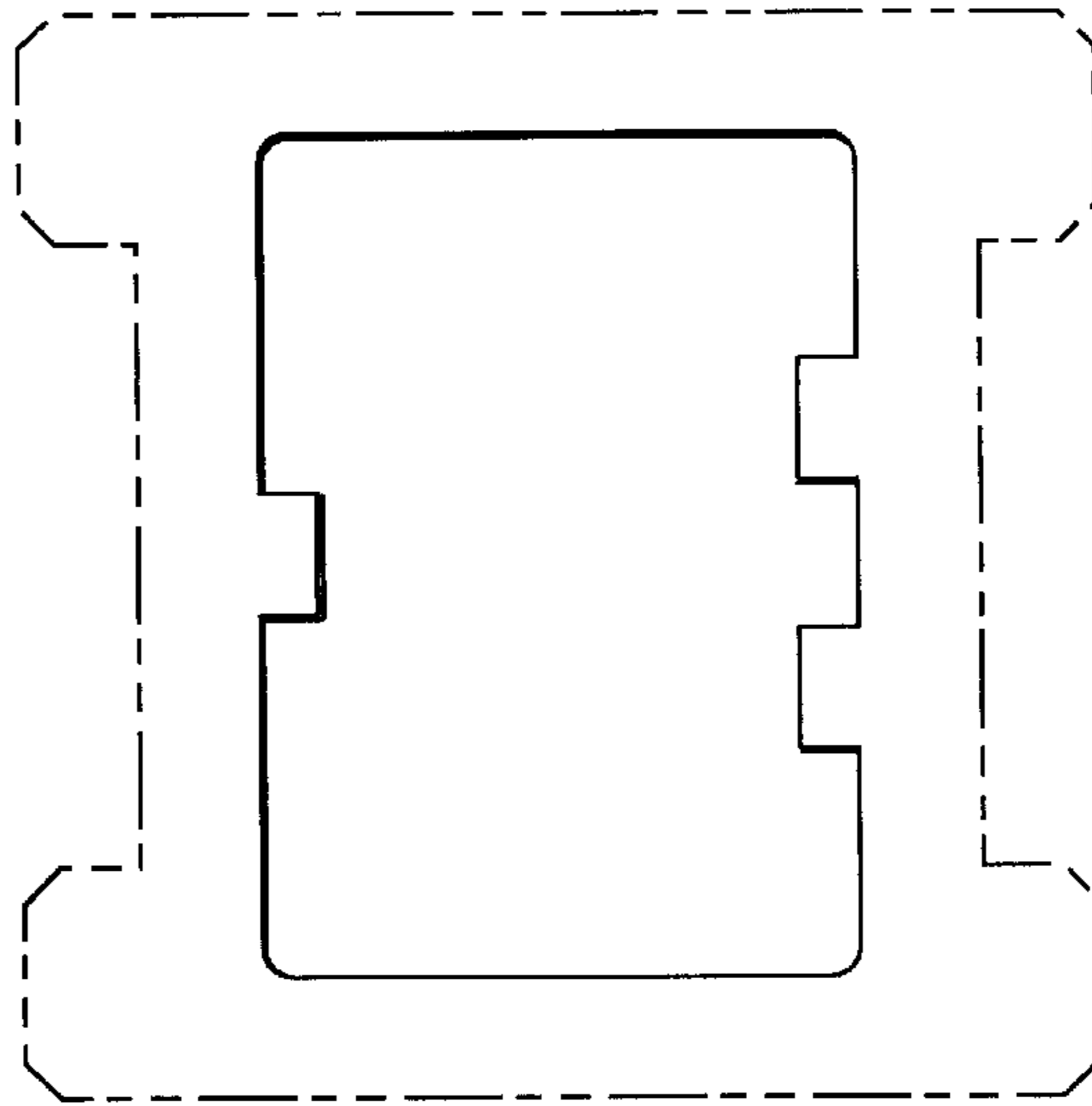


Fig. 6

