

US00D540465S

(12) **United States Design Patent**
Bainton

(10) **Patent No.:** **US D540,465 S**

(45) **Date of Patent:** **** Apr. 10, 2007**

(54) **PEN-TYPE INJECTOR**

(75) **Inventor:** **Michael Cameron Bainton,**
Warwickshire (GB)

(73) **Assignee:** **DCA Design International Limited,**
Warnick (GB)

(**) **Term:** **14 Years**

(21) **Appl. No.:** **29/180,286**

(22) **Filed:** **Apr. 22, 2003**

(30) **Foreign Application Priority Data**

Nov. 9, 2002 (GB) 3 008 499

(51) **LOC (8) Cl.** **24-02**

(52) **U.S. Cl.** **D24/114**

(58) **Field of Classification Search** D24/112-114,
D24/146; 604/211, 218, 207, 208, 209, 506,
604/185, 198, 132, 134-137; D19/43, 51,
D19/55, 57

See application file for complete search history.

(56) **References Cited**

U.S. PATENT DOCUMENTS

- D426,299 S * 6/2000 Bydlon et al. D24/112
- D453,569 S * 2/2002 Himbert D24/114
- D481,120 S * 10/2003 Hawley et al. D24/114
- D489,818 S * 5/2004 Hawley et al. D24/114
- D490,149 S * 5/2004 Hawley et al. D24/114

- D490,150 S * 5/2004 Hawley et al. D24/114
- D491,263 S * 6/2004 Hawley et al. D24/114
- D493,524 S * 7/2004 Hawley et al. D24/114
- D507,299 S * 7/2005 Qiu D19/43

* cited by examiner

Primary Examiner—Louis S. Zarfaz

Assistant Examiner—Daniel Yu

(74) *Attorney, Agent, or Firm*—Oliff & Berridge, PLC

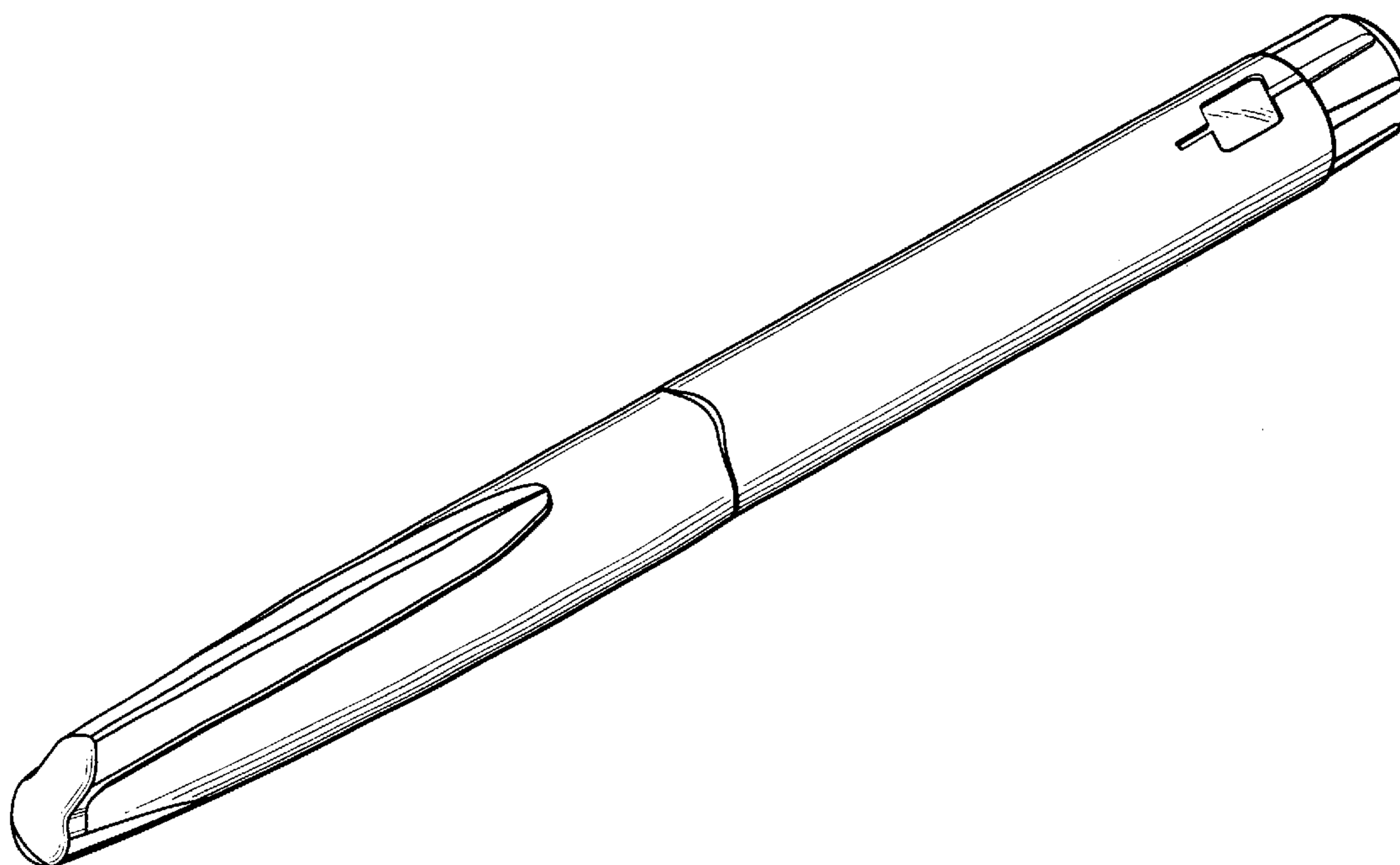
(57) **CLAIM**

The ornamental design for a pen-type injector, as shown and described.

DESCRIPTION

FIG. 1 is a perspective view of a pen-type injector;
 FIG. 2 is a front view thereof;
 FIG. 3 is a rear view thereof;
 FIG. 4 is a right-side view thereof;
 FIG. 5 is a left-side view thereof;
 FIG. 6 is a top view thereof;
 FIG. 7 is a bottom view thereof;
 FIG. 8 is a perspective view thereof with a cap removed;
 FIG. 9 is a front view thereof with a cap removed;
 FIG. 10 is a rear view thereof with a cap removed;
 FIG. 11 is a right-side view thereof with a cap removed;
 FIG. 12 is a left-side view thereof with a cap removed;
 FIG. 13 is a top view thereof with a cap removed; and,
 FIG. 14 is a bottom view thereof with a cap removed.

1 Claim, 6 Drawing Sheets



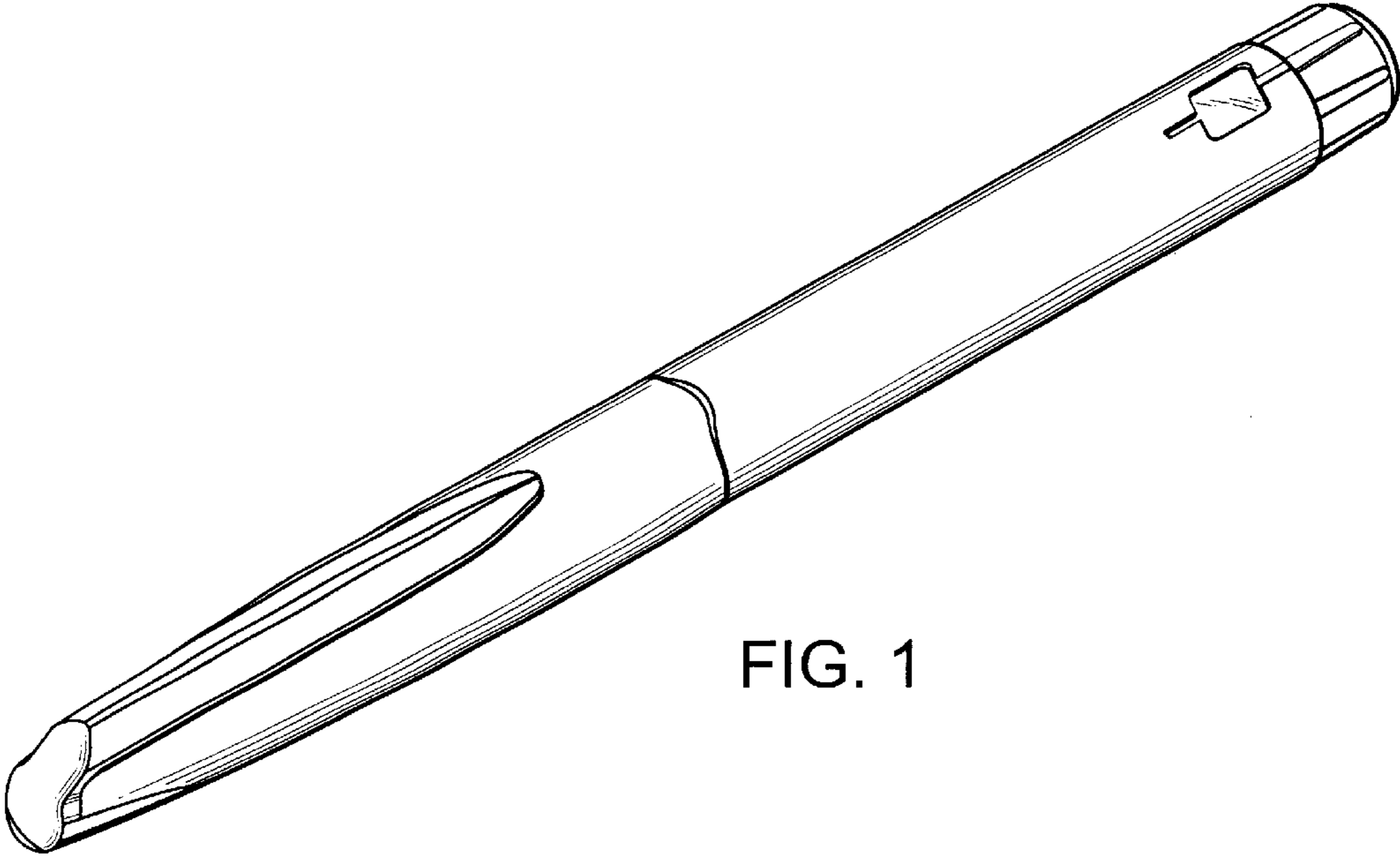


FIG. 1




FIG. 2

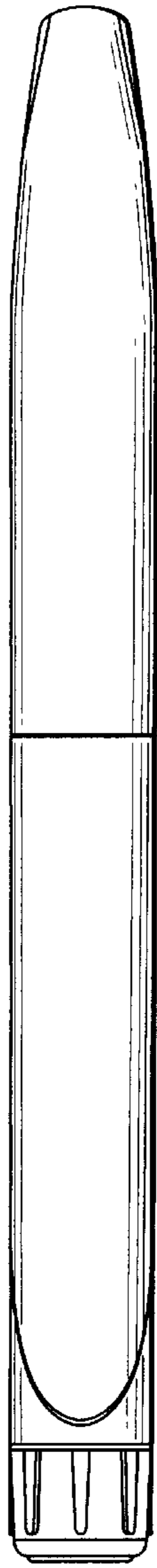


FIG. 3

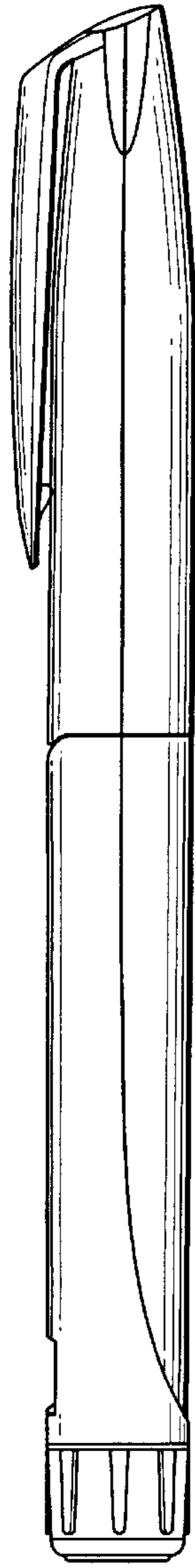


FIG. 4

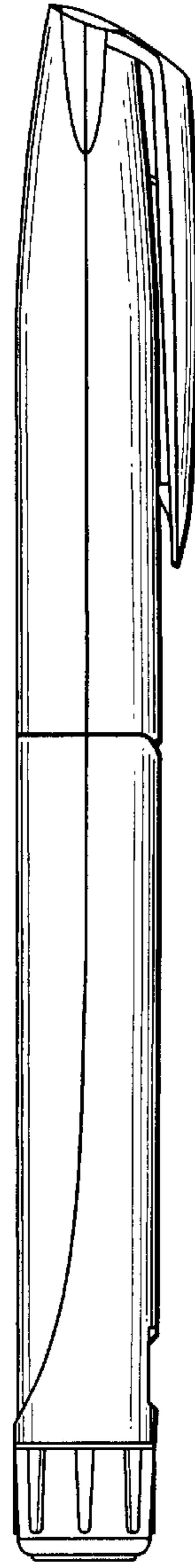


FIG. 5

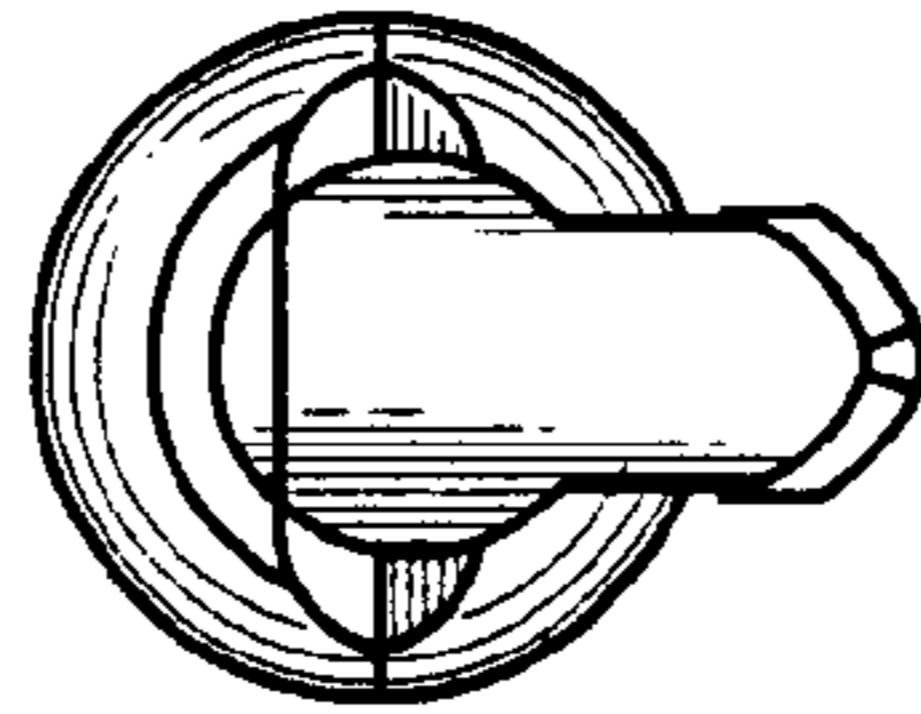


FIG. 6

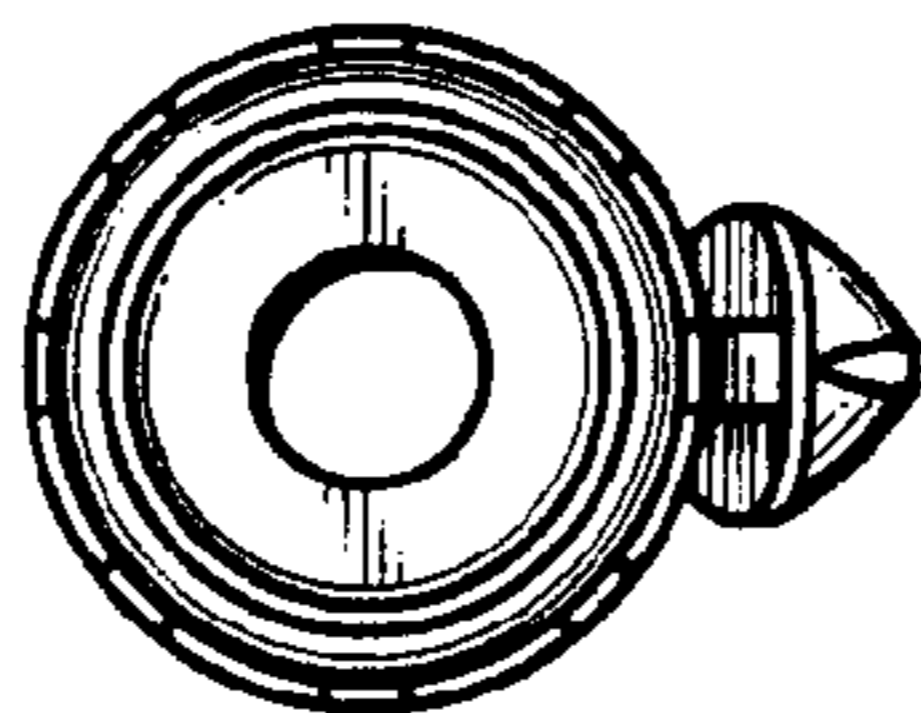


FIG. 7

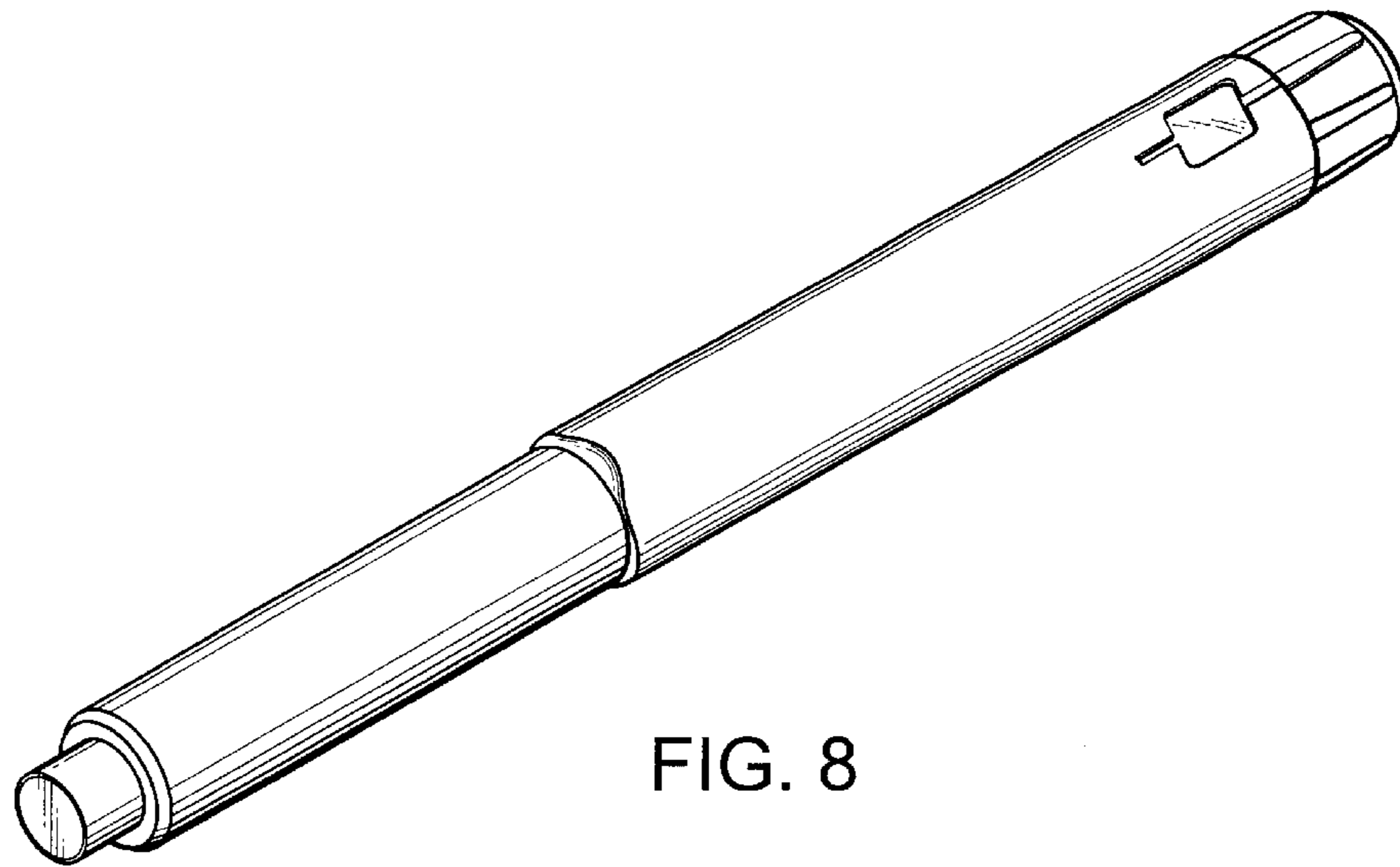


FIG. 8




FIG. 9




FIG. 10




FIG. 11




FIG. 12

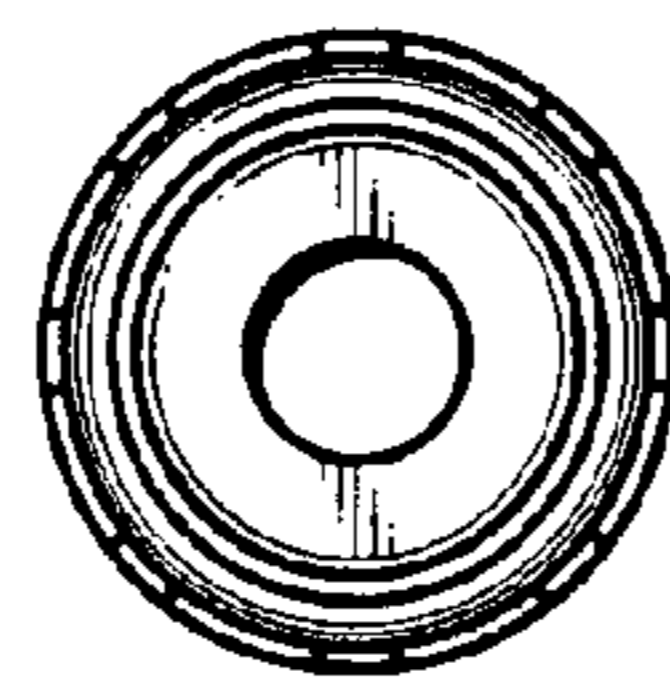


FIG. 13

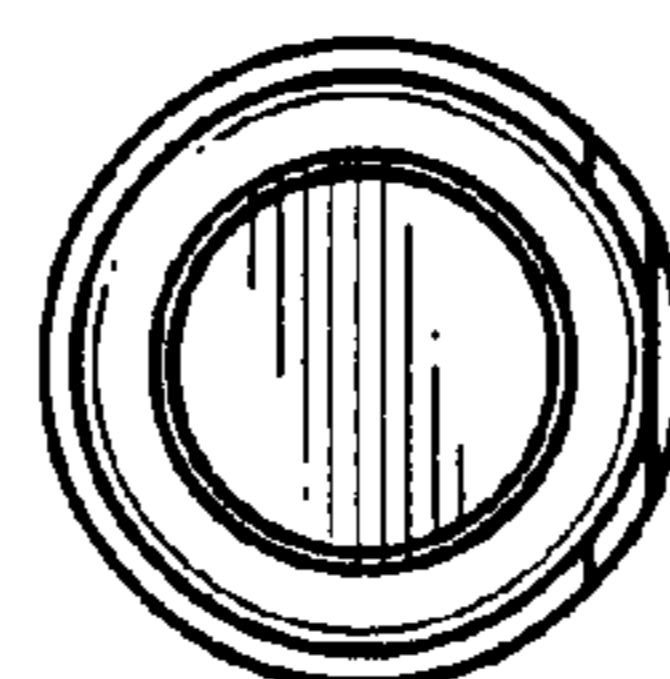


FIG. 14