



US00D540456S

(12) **United States Design Patent**  
**Schroeter**

(10) **Patent No.:** **US D540,456 S**

(45) **Date of Patent:** **\*\* Apr. 10, 2007**

- (54) **FIREPLACE OR STOVE DOOR**
- (75) Inventor: **Chris Schroeter**, Barrie (CA)
- (73) Assignee: **Wolf Steel, Ltd.**, Barrie, Ontario (CA)
- (\*\*) Term: **14 Years**

4,230,093 A	*	10/1980	Buckner	.....	126/190
D265,933 S	*	8/1982	Simpson	.....	D25/48
D272,384 S	*	1/1984	Rumens	.....	D23/386
D292,020 S	*	9/1987	Rumens et al.	.....	D23/347
D316,141 S	*	4/1991	Whitfield	.....	D23/347
D475,469 S	*	6/2003	Barnard	.....	D25/60
D504,729 S	*	5/2005	Tyner	.....	D25/48
D529,188 S	*	9/2006	Walsh et al.	.....	D25/48

- (21) Appl. No.: **29/237,522**
- (22) Filed: **Sep. 2, 2005**

\* cited by examiner

- (51) **LOC (8) Cl.** ..... **23-03**
- (52) **U.S. Cl.** ..... **D23/403**
- (58) **Field of Classification Search** ..... D23/93-97,  
D23/105, 128, 314, 347, 403, 406; D25/48,  
D25/52, 62, 113; 52/36.3, 212, 311.1, 312,  
52/314, 331.2, 455, 456, 786.13; D7/332-335,  
D7/337, 338, 349; 126/190, 200; 160/98,  
160/101, 102, 103, 201, 236

*Primary Examiner*—Sandra Snapp  
*Assistant Examiner*—Karen Acker  
 (74) *Attorney, Agent, or Firm*—Merek, Blackmon & Voorhees, LLC

See application file for complete search history.

(57) **CLAIM**

The ornamental design for a fireplace or stove door, as shown and described.

(56) **References Cited**

U.S. PATENT DOCUMENTS

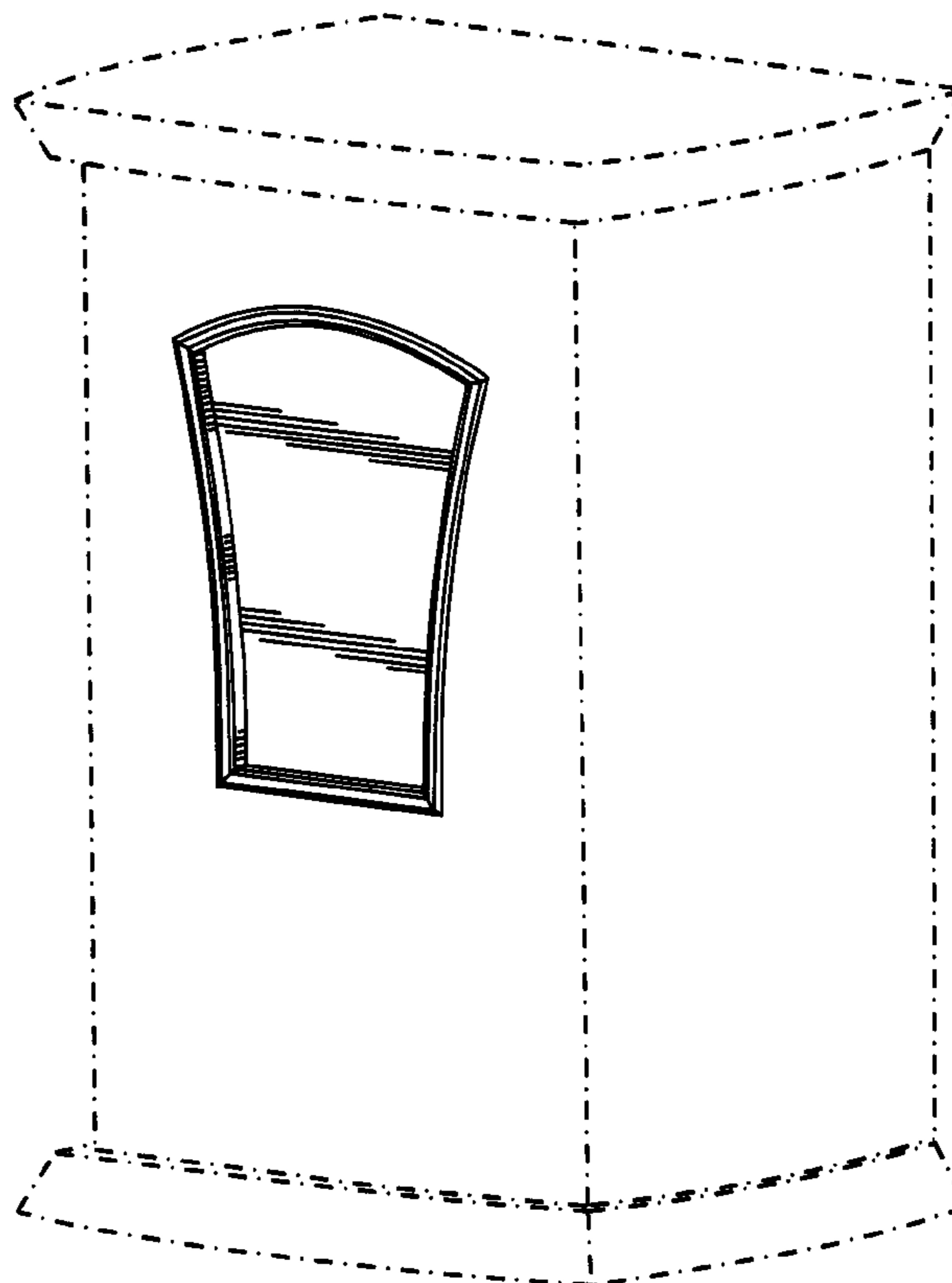
104,158 A	*	6/1870	Hunt	.....	126/200
202,296 A	*	4/1878	Stiles	.....	126/200
1,122,382 A	*	12/1914	Glover	.....	126/200
1,348,838 A	*	8/1920	Anthony	.....	126/200
3,533,190 A	*	10/1970	Johnson et al.	.....	49/501

**DESCRIPTION**

FIG. 1 is a perspective view of the fireplace or stove door;  
 FIG. 2 is a front elevational view thereof;  
 FIG. 3 is a top plan view thereof;  
 FIG. 4 is a right side elevational view thereof; and,  
 FIG. 5 is a bottom view thereof.

The broken lines shown in FIG. 1 are for illustrative purposes only and form no part of the claimed design.

**1 Claim, 2 Drawing Sheets**



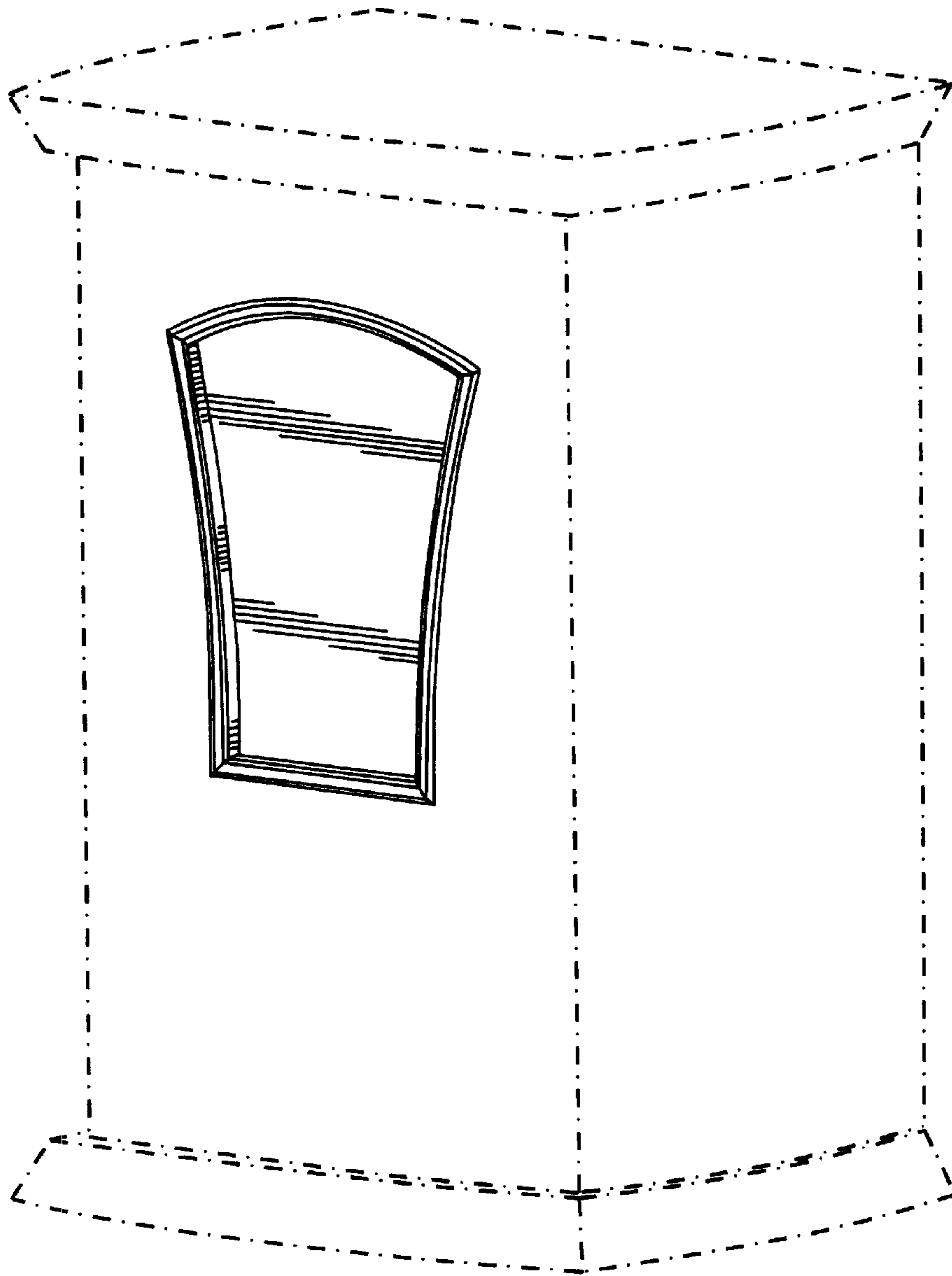


FIG. 1

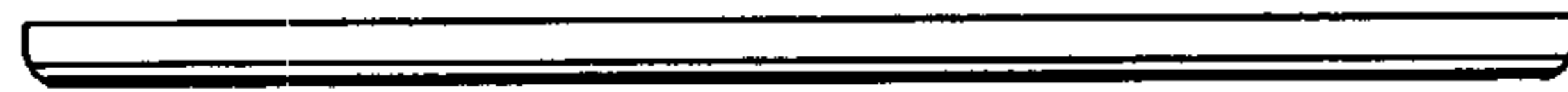


FIG. 3

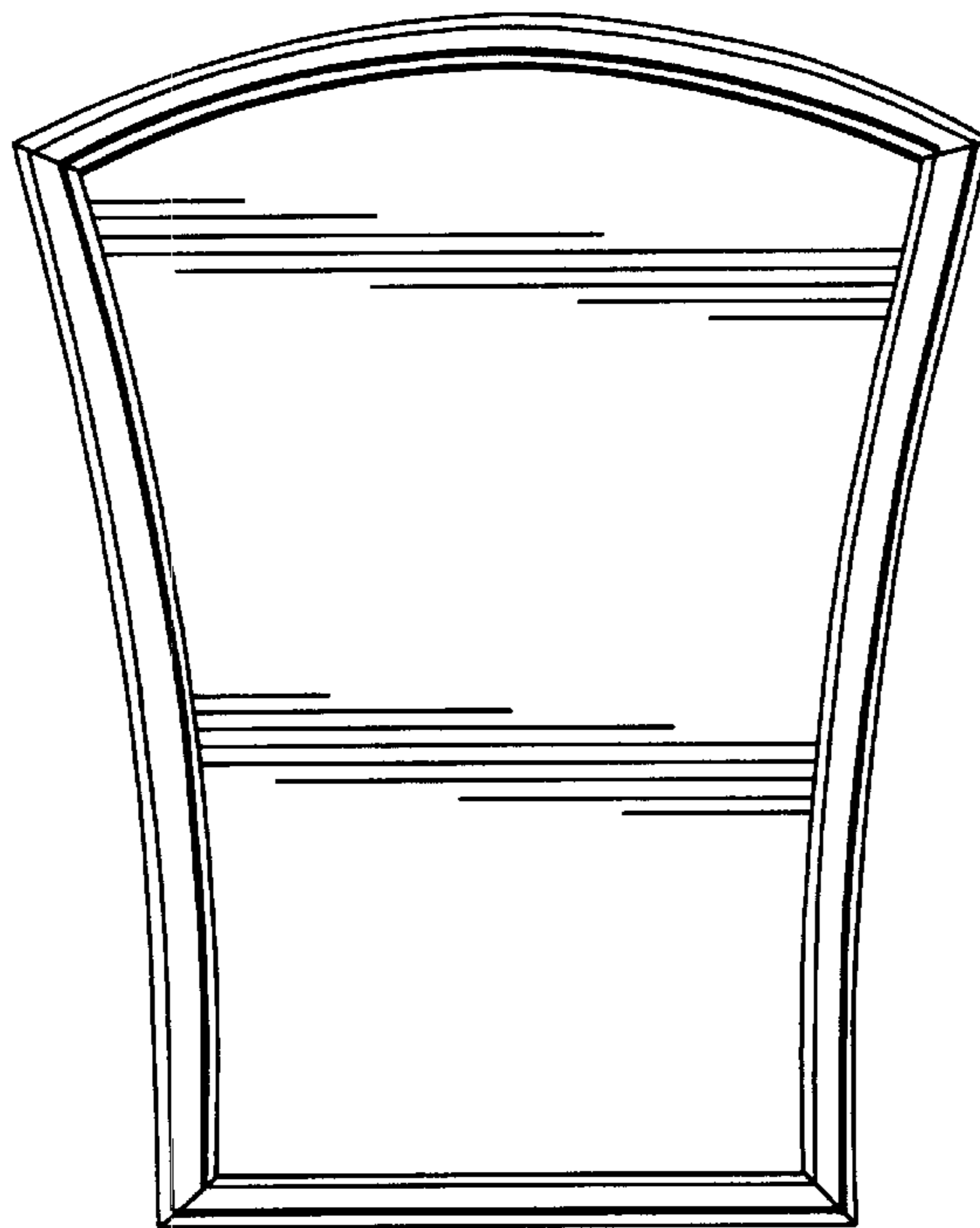


FIG. 2



FIG. 4



FIG. 5