



US00D540454S

(12) **United States Design Patent**
Ruiz Ballesteros et al.

(10) **Patent No.:** **US D540,454 S**

(45) **Date of Patent:** **** Apr. 10, 2007**

(54) **CONTAINER FOR ACTIVE SUBSTANCES FOR A DIFFUSION EVAPORATOR**

(75) Inventors: **Julio Cesar Ruiz Ballesteros**,
Cerdanyola del Valles (ES); **Ruben Garcia Fabrega**,
Cerdanyola del Valles (ES); **Andrea Caserta**,
Cerdanyola del Valles (ES)

(73) Assignee: **Zobeles Espana, S.A.**, Barcelona (ES)

(**) Term: **14 Years**

(21) Appl. No.: **29/236,477**

(22) Filed: **Aug. 17, 2005**

(30) **Foreign Application Priority Data**

Feb. 17, 2005 (EM) 297635-0001

(51) **LOC (8) Cl.** **28-99**

(52) **U.S. Cl.** **D23/366**

(58) **Field of Classification Search** 392/386,
392/390-394, 398, 401, 403, 405-406; 239/135-136,
239/34, 35, 56-58, 37, 41, 42, 60; 261/DIG. 17,
261/DIG. 65, DIG. 88, DIG. 89; D23/355-369
See application file for complete search history.

(56) **References Cited**

U.S. PATENT DOCUMENTS

3,325,000 A * 6/1967 Edwards 206/256
RE29,705 E * 7/1978 Compere 206/531
D264,241 S * 5/1982 Lovett D23/365
4,444,310 A * 4/1984 Odell 206/366

4,583,686 A * 4/1986 Martens et al. 239/35
4,629,604 A * 12/1986 Spector 422/124
D291,242 S * 8/1987 Harden et al. D23/386
4,844,251 A * 7/1989 Gueret 206/222
4,849,606 A * 7/1989 Martens et al. 392/390
4,944,898 A * 7/1990 Glaser 261/84
5,522,008 A * 5/1996 Bernard 392/392
5,556,192 A * 9/1996 Wang 362/276
5,574,821 A * 11/1996 Babasade 392/392
D432,222 S * 10/2000 Rymer et al. D23/366
6,289,176 B1 * 9/2001 Martter et al. 392/392
D513,433 S * 1/2006 Lemaire D23/366

* cited by examiner

Primary Examiner—Sandra S. Snapp

(74) *Attorney, Agent, or Firm*—Ostrolenk, Faber Gerb & Soffen, LLP

(57) **CLAIM**

The ornamental design for a container for active substances for a diffusion evaporator, as shown.

DESCRIPTION

FIG. 1 is a front, left side perspective view of the container for active substances for a diffusion evaporator of the present invention;

FIG. 2 is a front view thereof;

FIG. 3 is a left side view thereof;

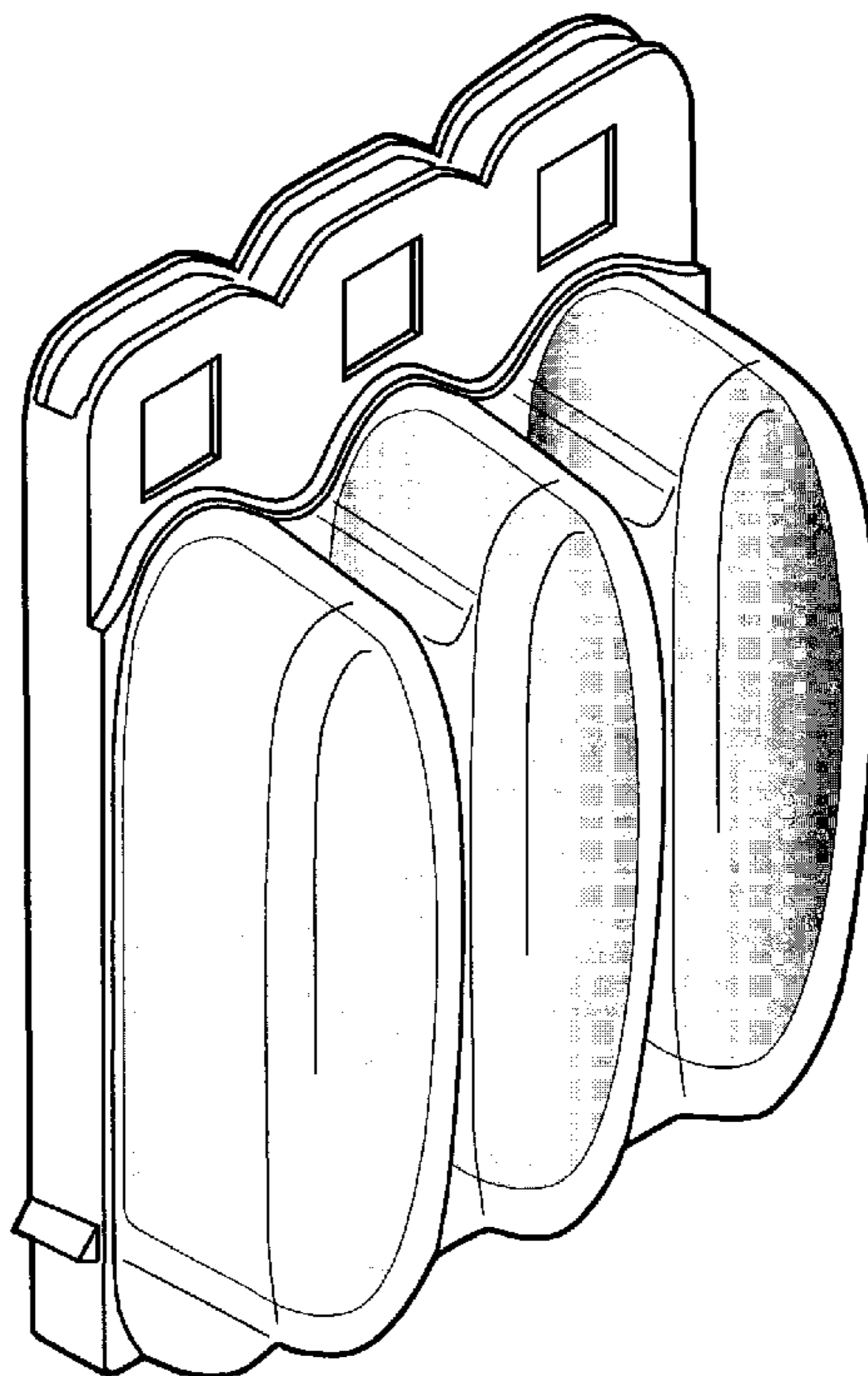
FIG. 4 is a bottom view thereof;

FIG. 5 is a right side view thereof;

FIG. 6 is a top view thereof; and,

FIG. 7 is a rear view thereof.

1 Claim, 7 Drawing Sheets



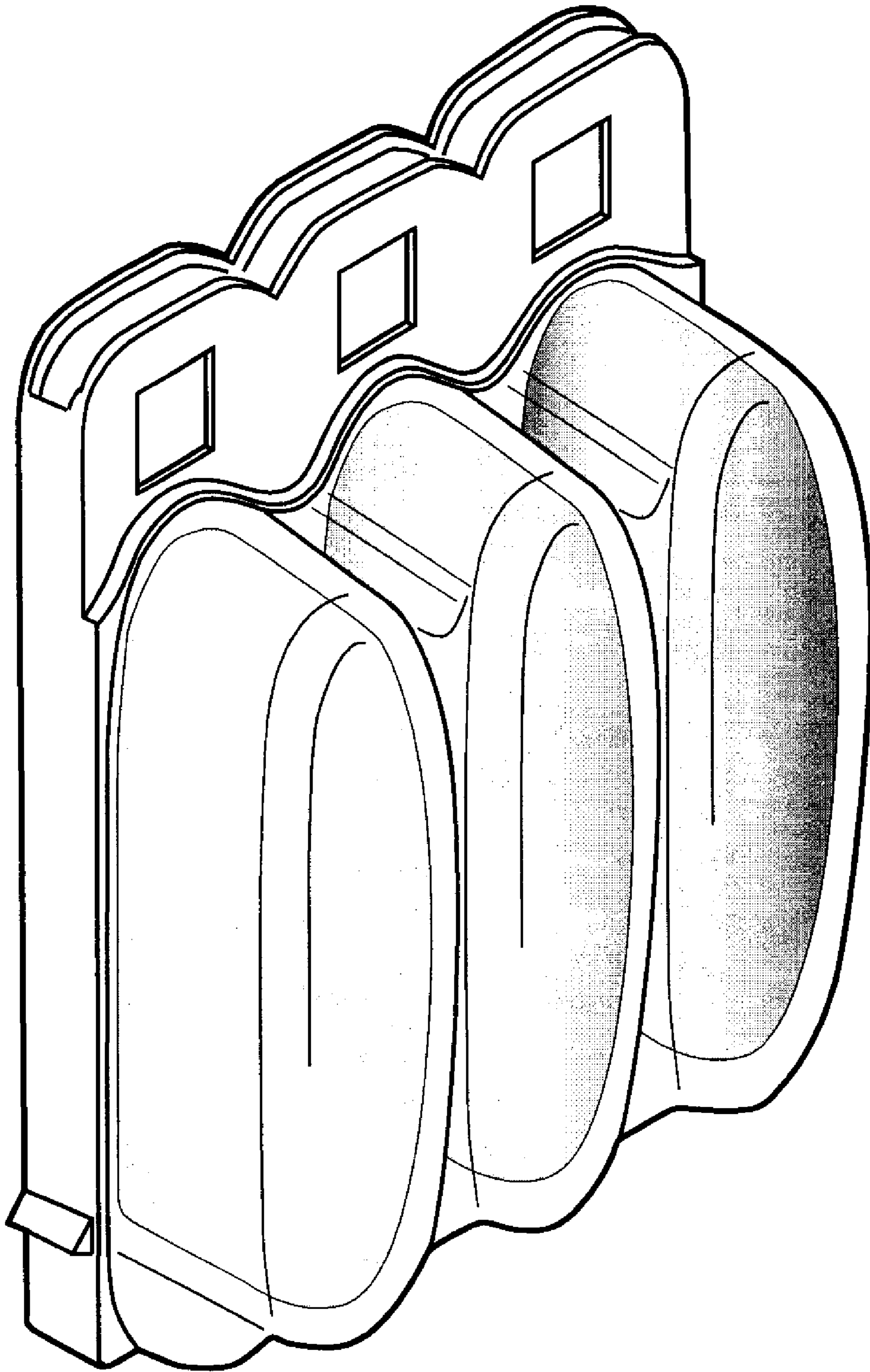


FIG. 1

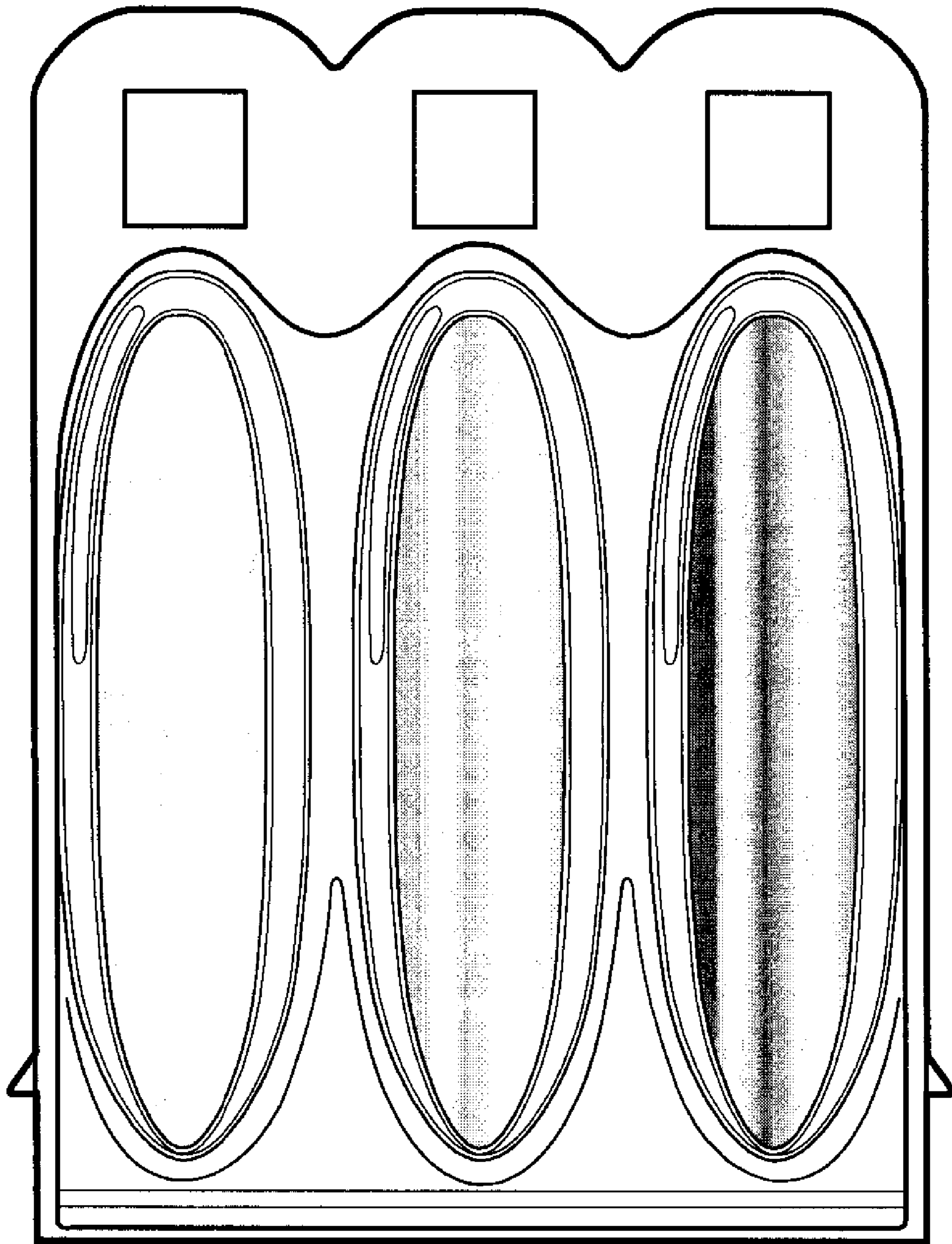


FIG. 2

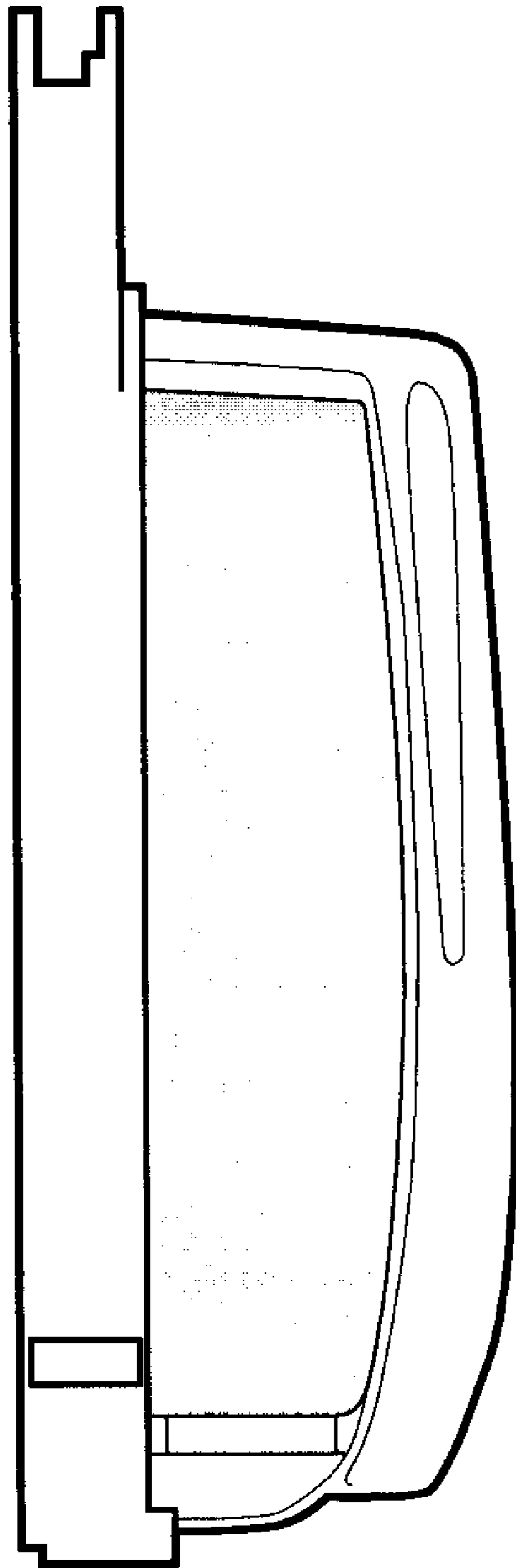


FIG. 3




FIG. 4




FIG. 5

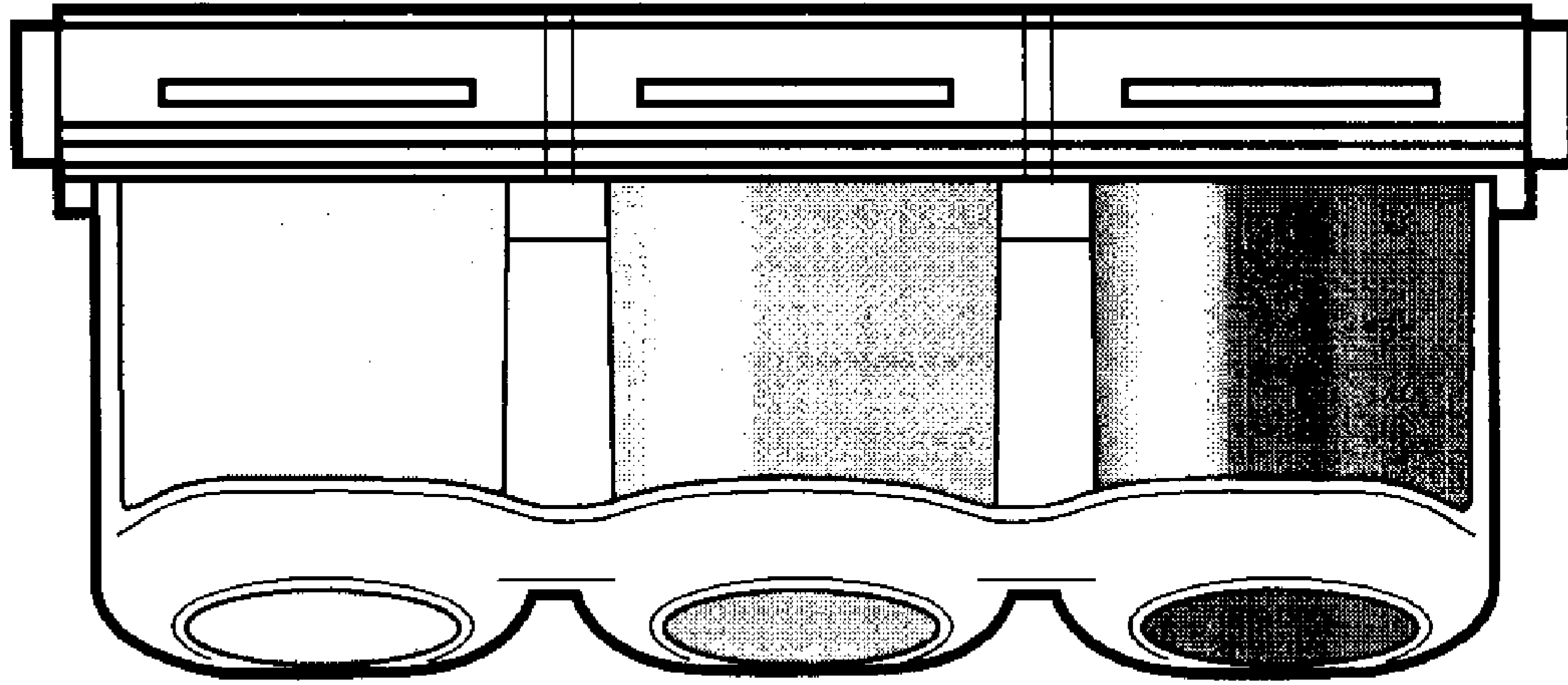


FIG. 6




FIG. 7