



US00D540449S

(12) **United States Design Patent**
Stevenson et al.

(10) **Patent No.:** **US D540,449 S**

(45) **Date of Patent:** **** Apr. 10, 2007**

(54) **TOILET SEAT URINE SHIELD**

(76) Inventors: **John H. Stevenson**, 1635 Pebble Beach Dr., Yuba City, CA (US) 95993;
Bernice L. Stevenson, 1635 Pebble Beach Dr., Yuba City, CA (US) 95993;
Hubert Johnson, 3572 S. Walton, Yuba City, CA (US) 95993; **Bernice Johnson**, 3572 S. Walton, Yuba City, CA (US) 95993

(**) Term: **14 Years**

(21) Appl. No.: **29/224,106**

(22) Filed: **Feb. 25, 2005**

(51) **LOC (8) Cl.** **23-02**

(52) **U.S. Cl.** **D23/310**

(58) **Field of Classification Search** D23/303,
D23/309-311; 4/300.3, 217, 661, DIG. 5;
D8/313-314

See application file for complete search history.

(56) **References Cited**

U.S. PATENT DOCUMENTS

D23,561 S	*	8/1894	Peabody	D23/310
936,714 A	*	10/1909	Gunton	4/DIG. 5
1,302,658 A	*	5/1919	Henning	4/658
D109,314 S	*	4/1938	de Vries	D8/313
D110,120 S	*	6/1938	Kraus	D23/310
2,141,341 A	*	12/1938	Bentz	4/237
D121,562 S	*	7/1940	Borchers	D8/313
D138,813 S	*	9/1944	Epstein et al.	D23/310
D169,532 S	*	5/1953	Deadrick	D8/319
2,645,784 A	*	7/1953	Blackburn	4/235
2,730,726 A	*	1/1956	Babbage	4/483
2,888,686 A	*	6/1959	Schrader	4/239

2,955,296 A	*	10/1960	Zapolski	4/239
3,601,822 A	*	8/1971	Weiss	4/234
3,914,803 A		10/1975	Gregovski		
4,912,784 A	*	4/1990	Jacobson et al.	4/300.3
5,077,840 A	*	1/1992	Masters et al.	4/300.3
5,216,760 A		6/1993	Brown et al.		
5,448,783 A	*	9/1995	Ryan	4/300.3
D365,386 S	*	12/1995	McDonald et al.	D23/310
D394,900 S		6/1998	Kang		
5,815,851 A		10/1998	Perry		
D405,168 S	*	2/1999	Henry	D23/310
D419,051 S	*	1/2000	Heithe	D8/313
6,119,282 A		9/2000	Serbin		
6,339,851 B1	*	1/2002	Bergkvist	4/239
6,385,785 B1		5/2002	Linden		
D490,612 S	*	6/2004	Fenton	D3/318
2002/0038475 A1		4/2002	Garrett		

* cited by examiner

Primary Examiner—Robert A. Delehanty

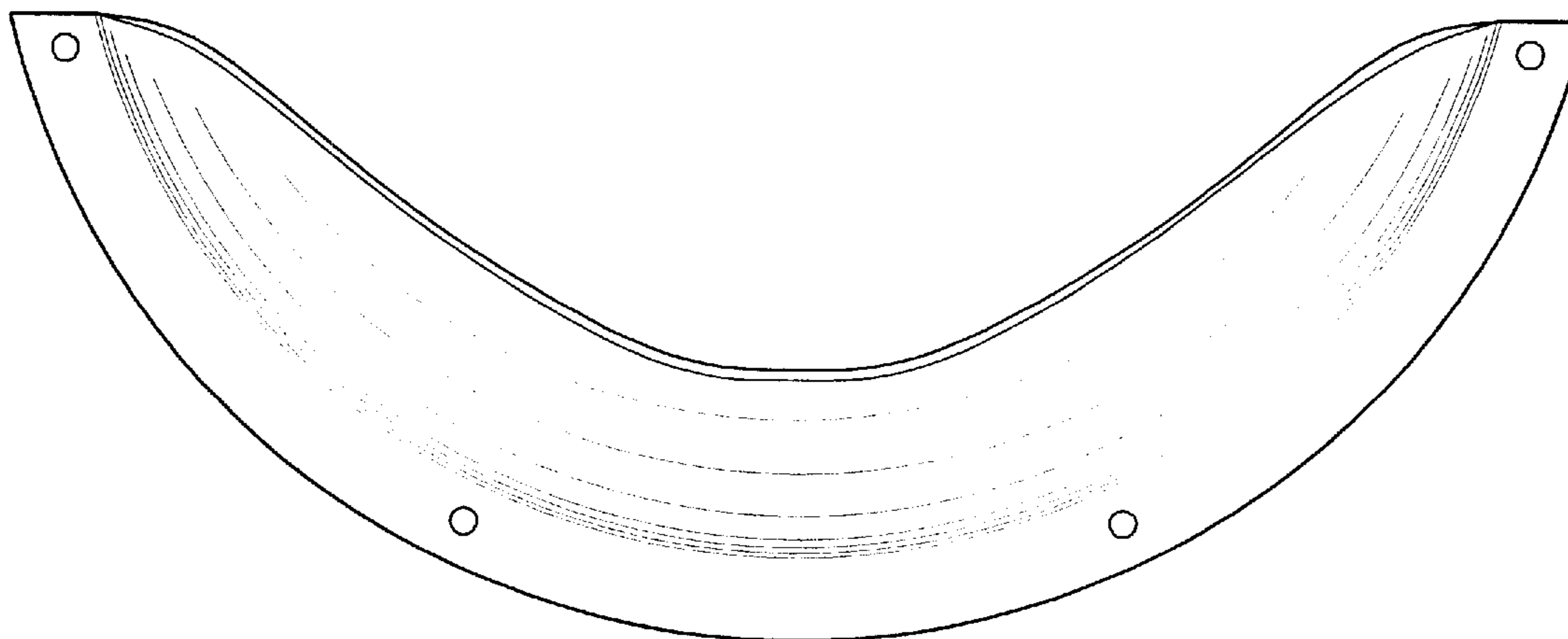
(57) **CLAIM**

The ornamental design for a toilet seat urine shield, as shown and described.

DESCRIPTION

FIG. 1 is a top plan view of a toilet seat urine shield showing our new design;
FIG. 2 is a bottom plan view thereof;
FIG. 3 is a side elevational view thereof;
FIG. 4 is a front elevational view thereof;
FIG. 5 is a rear elevational view thereof; and,
FIG. 6 is a perspective view thereof.
The broken line showing of portion of a toilet bowl, tank and seat is for illustrative purposes only and forms no part of the claimed design.

1 Claim, 2 Drawing Sheets



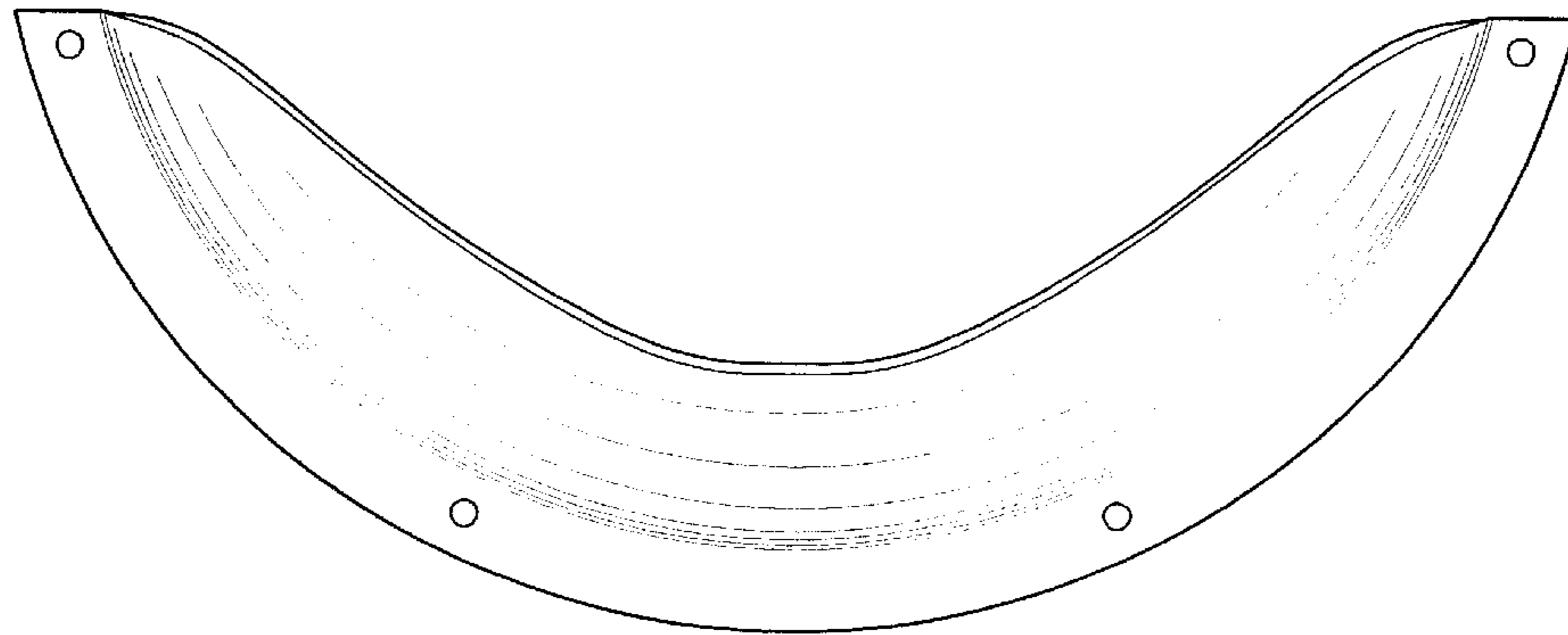


FIG. 1

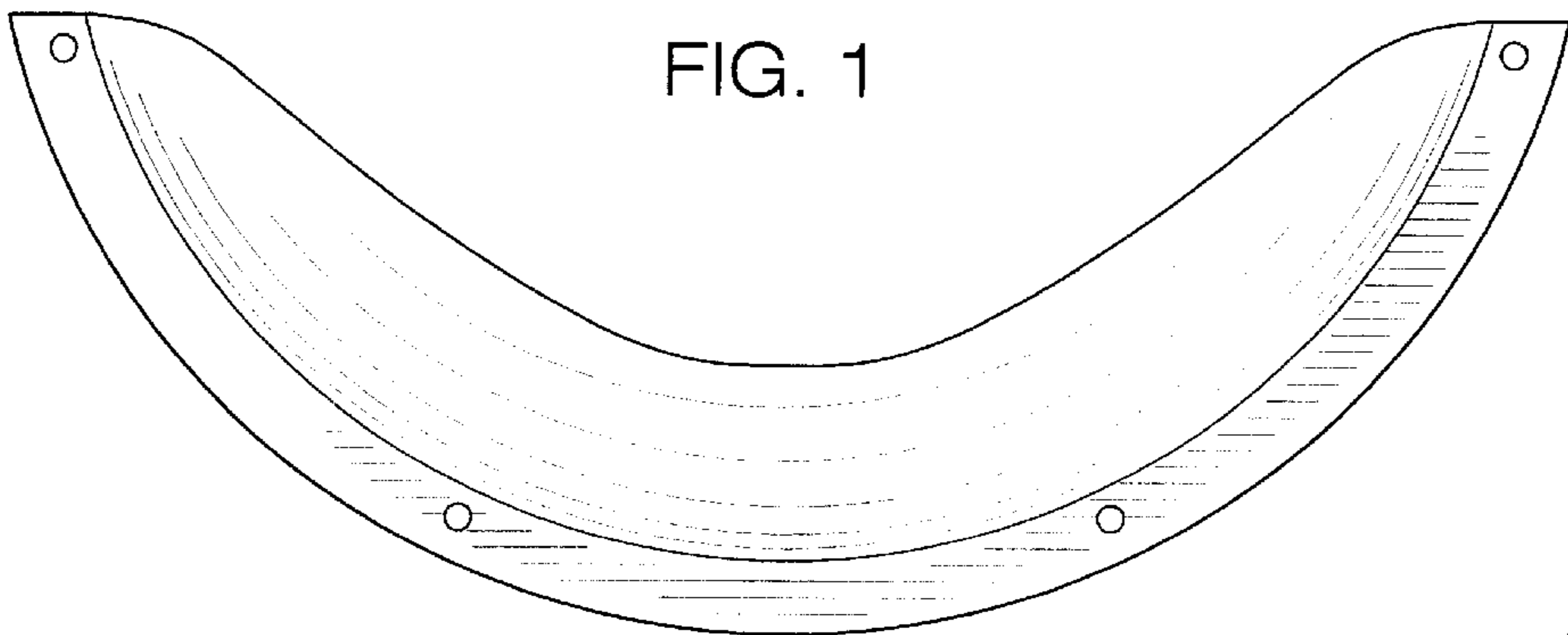


FIG. 2

FIG. 3


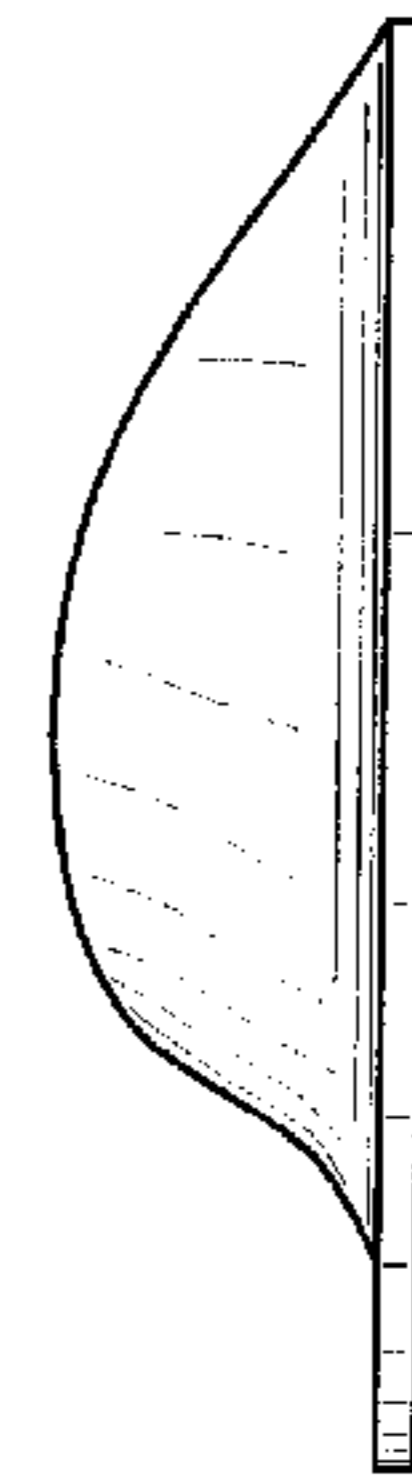


FIG. 4




FIG. 5




FIG. 6