



US00D540436S

(12) **United States Design Patent**  
**Massaud**

(10) **Patent No.:** **US D540,436 S**

(45) **Date of Patent:** **\*\* Apr. 10, 2007**

(54) **SHOWER CONTROL**

(75) Inventor: **Jean Marie Massaud**, Paris (FR)

(73) Assignee: **Hansgrohe AG** (DE)

(\*\*) Term: **14 Years**

(21) Appl. No.: **29/239,085**

(22) Filed: **Sep. 26, 2005**

(30) **Foreign Application Priority Data**

Apr. 8, 2005 (EM) ..... 000324207-0011

(51) **LOC (8) Cl.** ..... **23-01**

(52) **U.S. Cl.** ..... **D23/252; D23/250**

(58) **Field of Classification Search** ..... D23/238-257;  
D8/300-322, DIG. 3; 16/110.1; 4/675-678;  
137/601

See application file for complete search history.

(56) **References Cited**

**U.S. PATENT DOCUMENTS**

D258,819 S \* 4/1981 Matsuda ..... D14/265

D276,064 S \* 10/1984 Stairs, Jr. .... D23/250  
D462,598 S \* 9/2002 Becker ..... D8/306  
D483,439 S \* 12/2003 Thomas ..... D23/250

\* cited by examiner

*Primary Examiner*—Louis S. Zarfaz

*Assistant Examiner*—Gregory Andoll

(74) *Attorney, Agent, or Firm*—Kwadjo Adusei-Poku;  
Lloyd D. Doigan

(57) **CLAIM**

The ornamental design for a shower control, as shown and described.

**DESCRIPTION**

FIG. 1 is a front perspective view of a shower control showing my design;

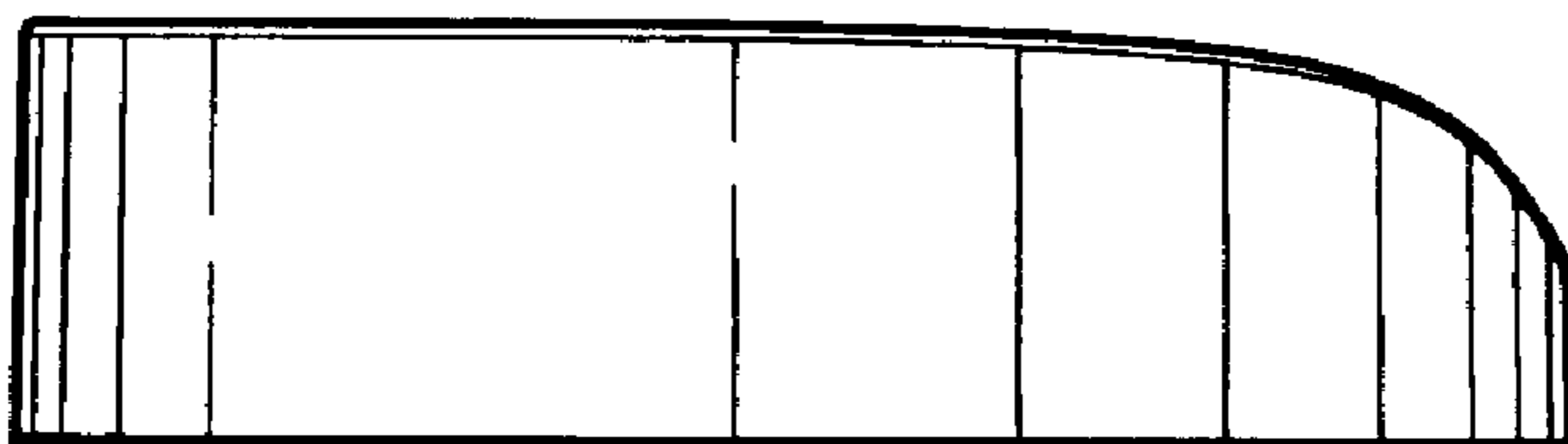
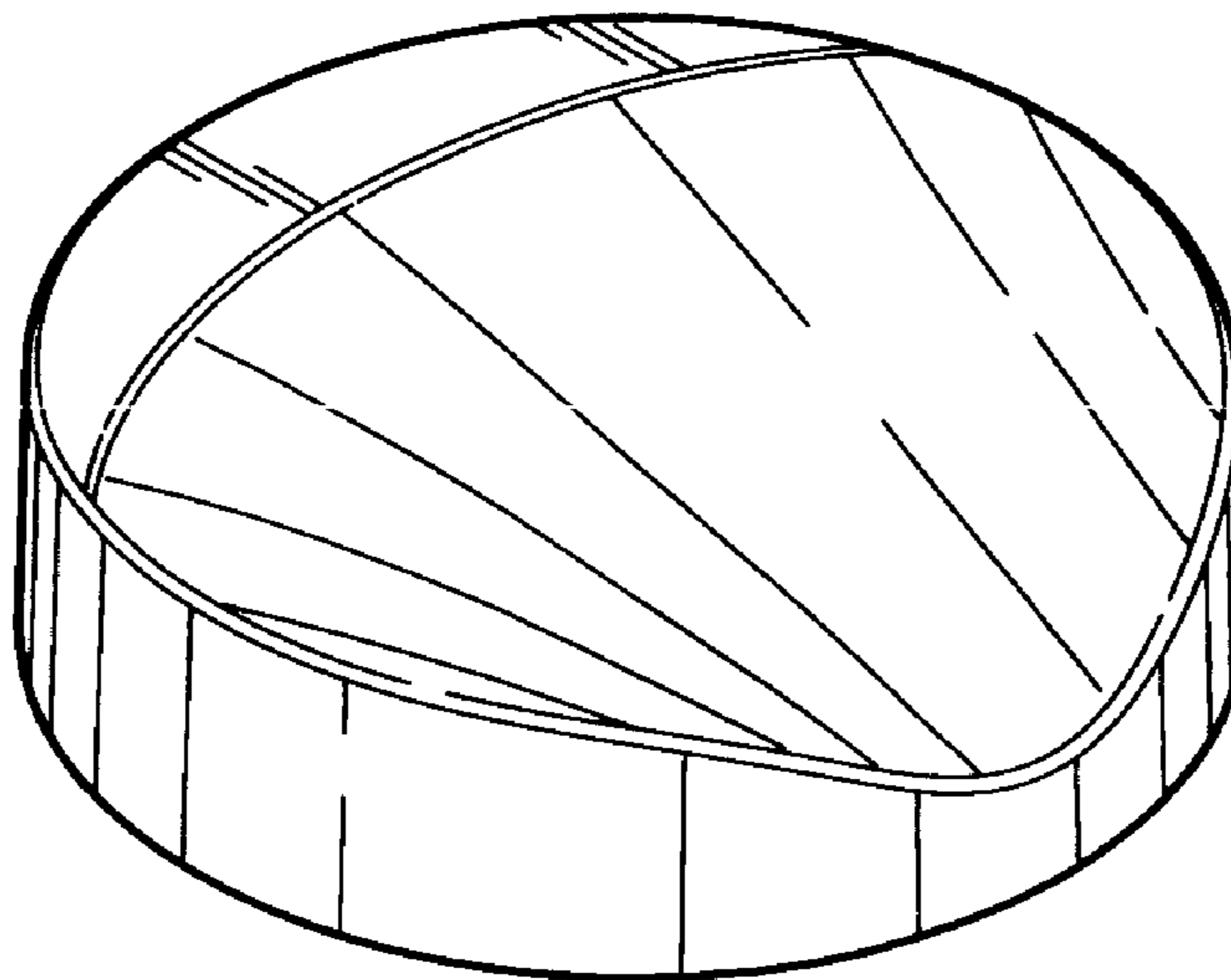
FIG. 2 is a top plan view thereof;

FIG. 3 is a right side elevational view thereof; the left side elevational view being a mirror image thereof;

FIG. 4 is a front elevational view thereof; and,

FIG. 5 is a rear elevational view thereof.

**1 Claim, 1 Drawing Sheet**



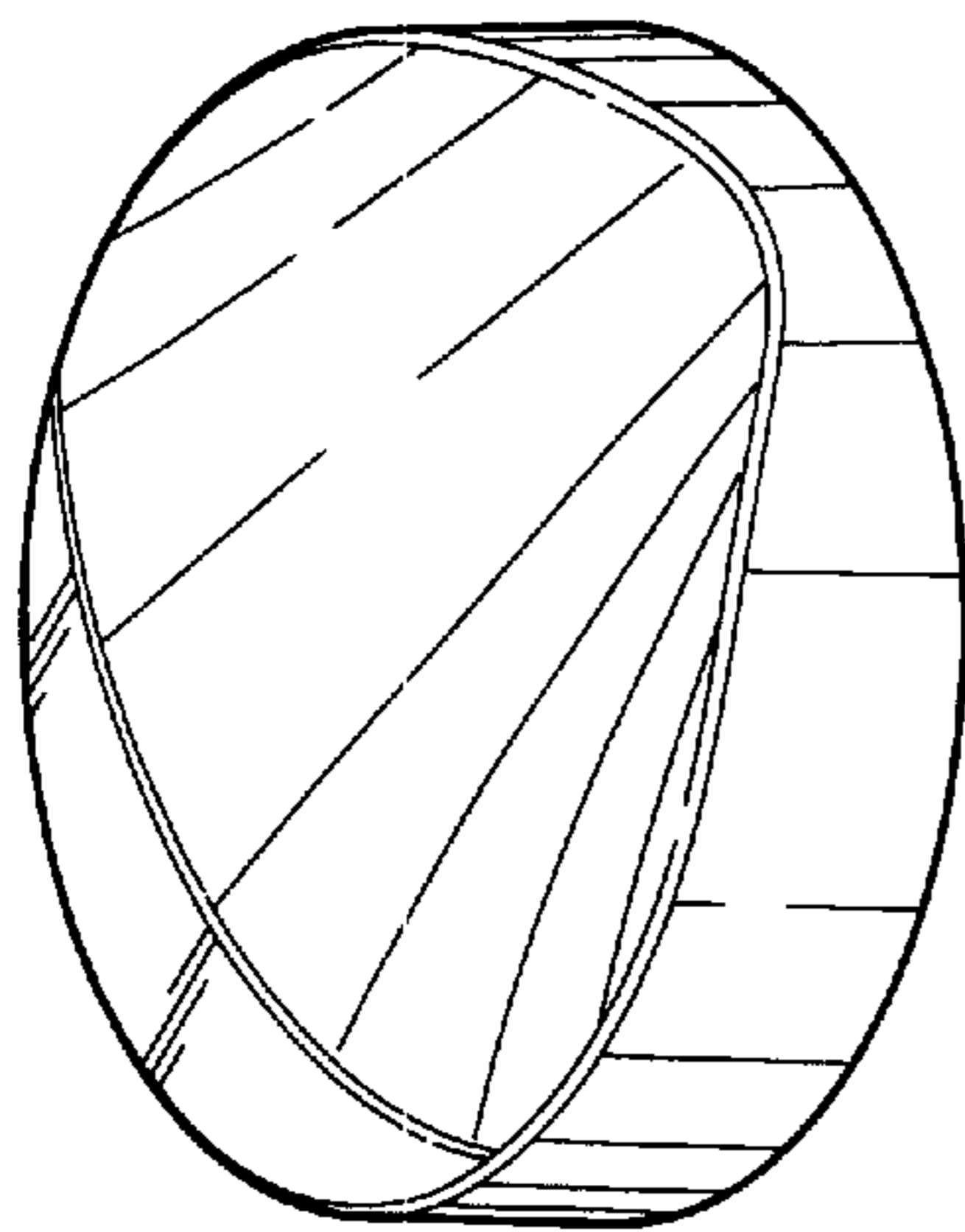


FIG. 1

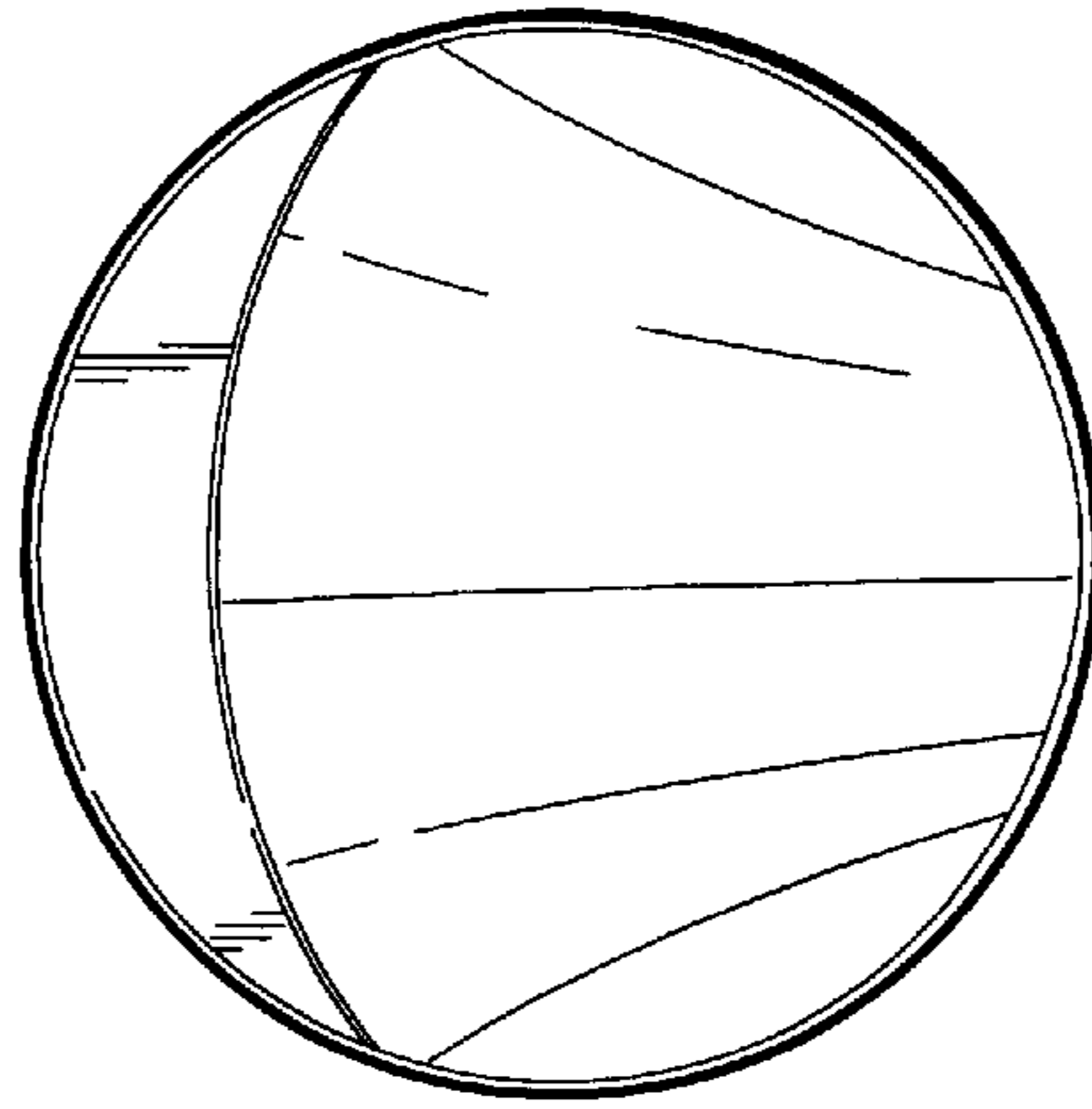


FIG. 2

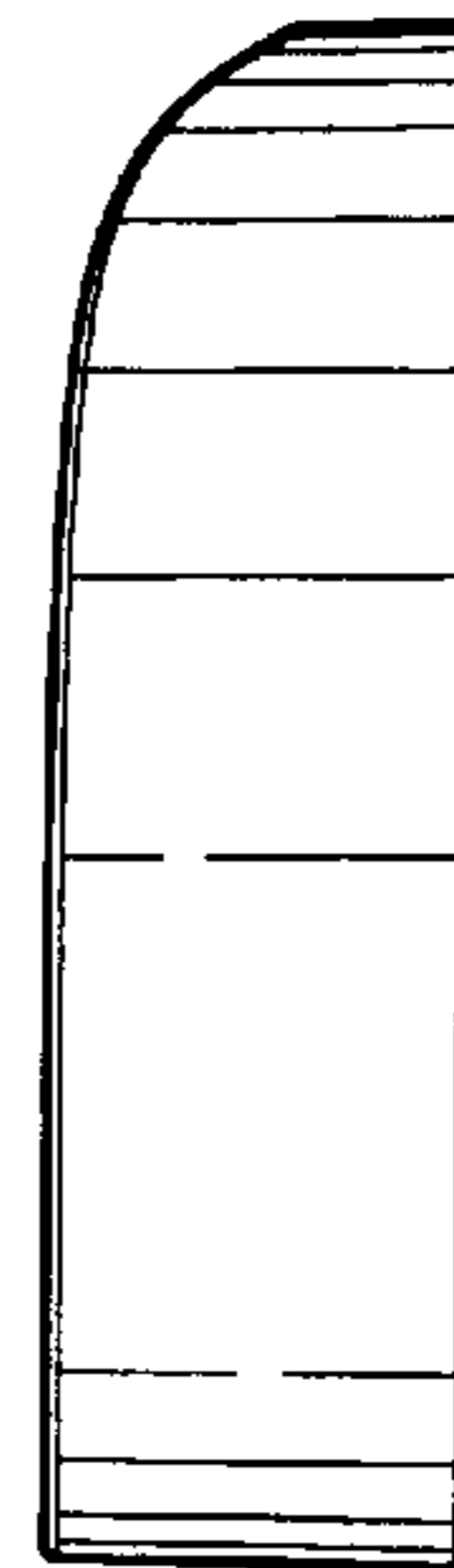


FIG. 3



FIG. 4




FIG. 5