

US00D540420S

(12) **United States Design Patent**
Stanley

(10) **Patent No.:** **US D540,420 S**

(45) **Date of Patent:** **** Apr. 10, 2007**

(54) **HOOK AND TAPERED KEEPER**

Primary Examiner—Catherine R. Oliver

(76) Inventor: **Lonnie D. Stanley**, 3305 FM 1669,
Huntington, TX (US) 75949

(57) **CLAIM**

The ornamental design for a hook and tapered keeper, as shown and described.

(**) Term: **14 Years**

(21) Appl. No.: **29/256,111**

(22) Filed: **Mar. 16, 2006**

DESCRIPTION

(51) **LOC (8) Cl.** **22-05**

FIG. 1 is a perspective view of the hook and tapered keeper showing my new design, with environmental structure illustrated in broken lines;

(52) **U.S. Cl.** **D22/144**

(58) **Field of Classification Search** D22/144–146;
43/43.16, 43.17, 44.83, 44.2, 44.82

See application file for complete search history.

FIG. 2 is a bottom plan view of the hook and tapered keeper;

(56) **References Cited**

U.S. PATENT DOCUMENTS

4,773,181	A	*	9/1988	Radden	D22/144
D315,593	S	*	3/1991	Zappe	D22/144
5,113,616	A	*	5/1992	McManus	43/44.83
D392,715	S	*	3/1998	Reed	D22/144
D404,795	S	*	1/1999	Nakagawa	D22/144

FIG. 3 is a top plan view of the hook and tapered keeper;

FIG. 4 is a front elevational view of the hook and tapered keeper;

FIG. 5 is a rear elevational view of the hook and tapered keeper; and,

OTHER PUBLICATIONS


Barlow's Tackle Express (www.barlowstackle.com), Daiichi Bleeding Bait Copperhead Hooks, Nov. 8, 2006.*

2002 Mister Twister Catalog "The Keeper" worm hook price list.

FIG. 6 is a first side elevational view of the hook and tapered keeper, this view being a mirror image of the opposing second side elevational view of the hook and tapered keeper illustrated in FIGS. 1–5.

* cited by examiner

1 Claim, 2 Drawing Sheets






FIG 1

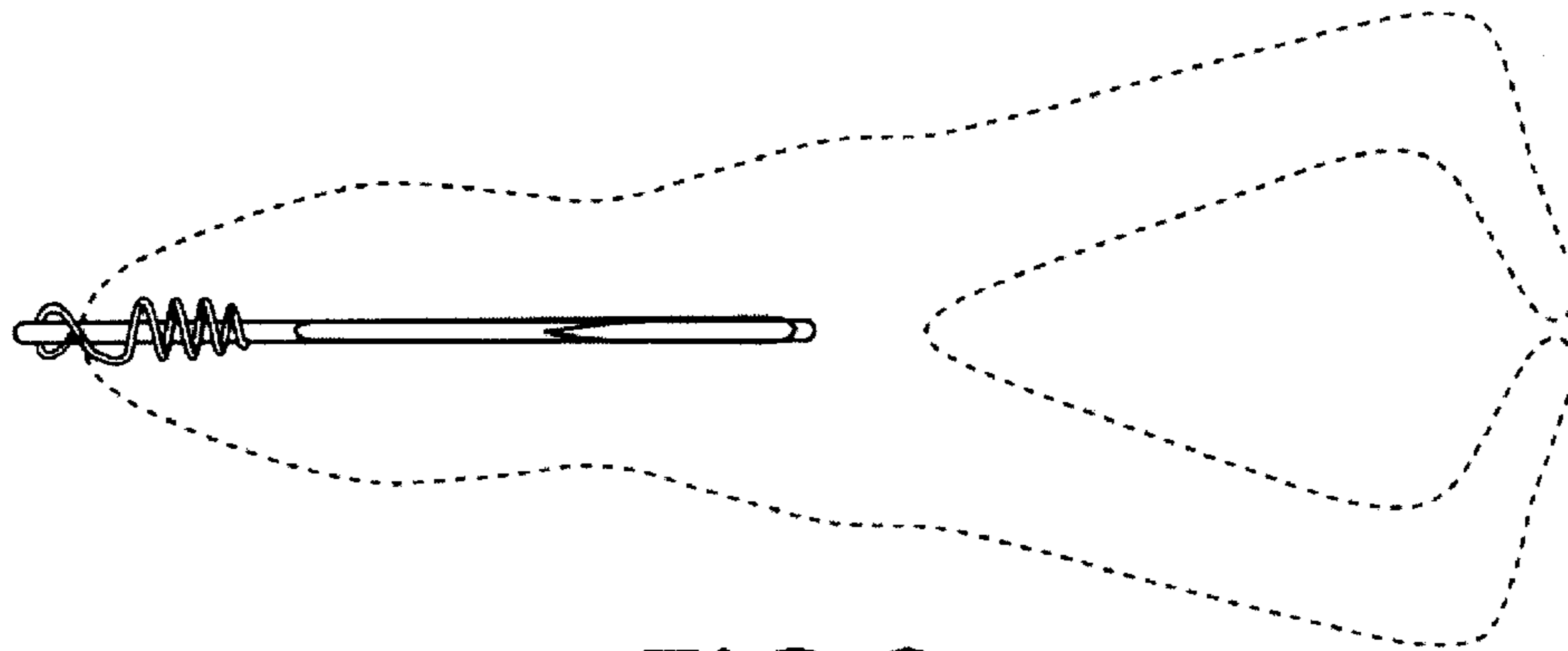


FIG 2

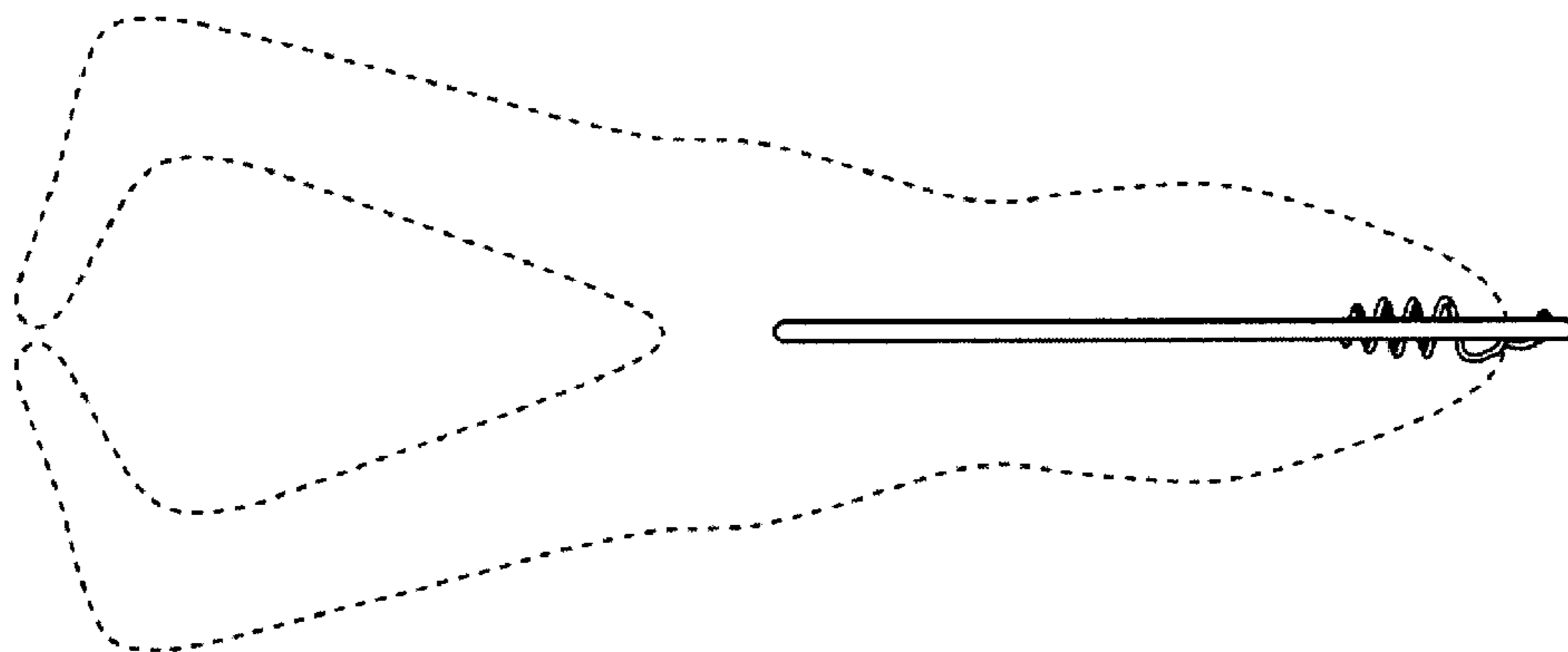


FIG 3

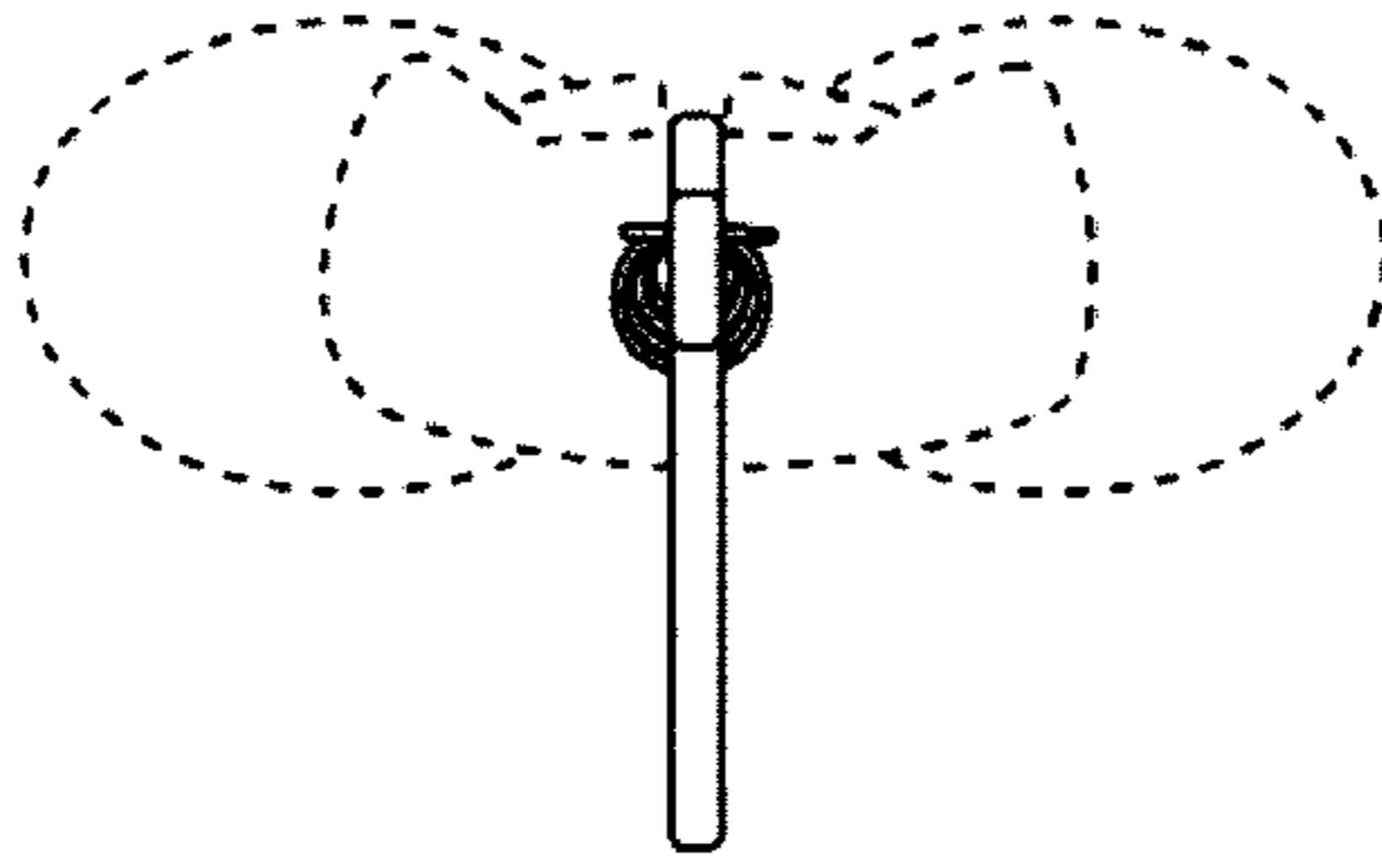


FIG 4

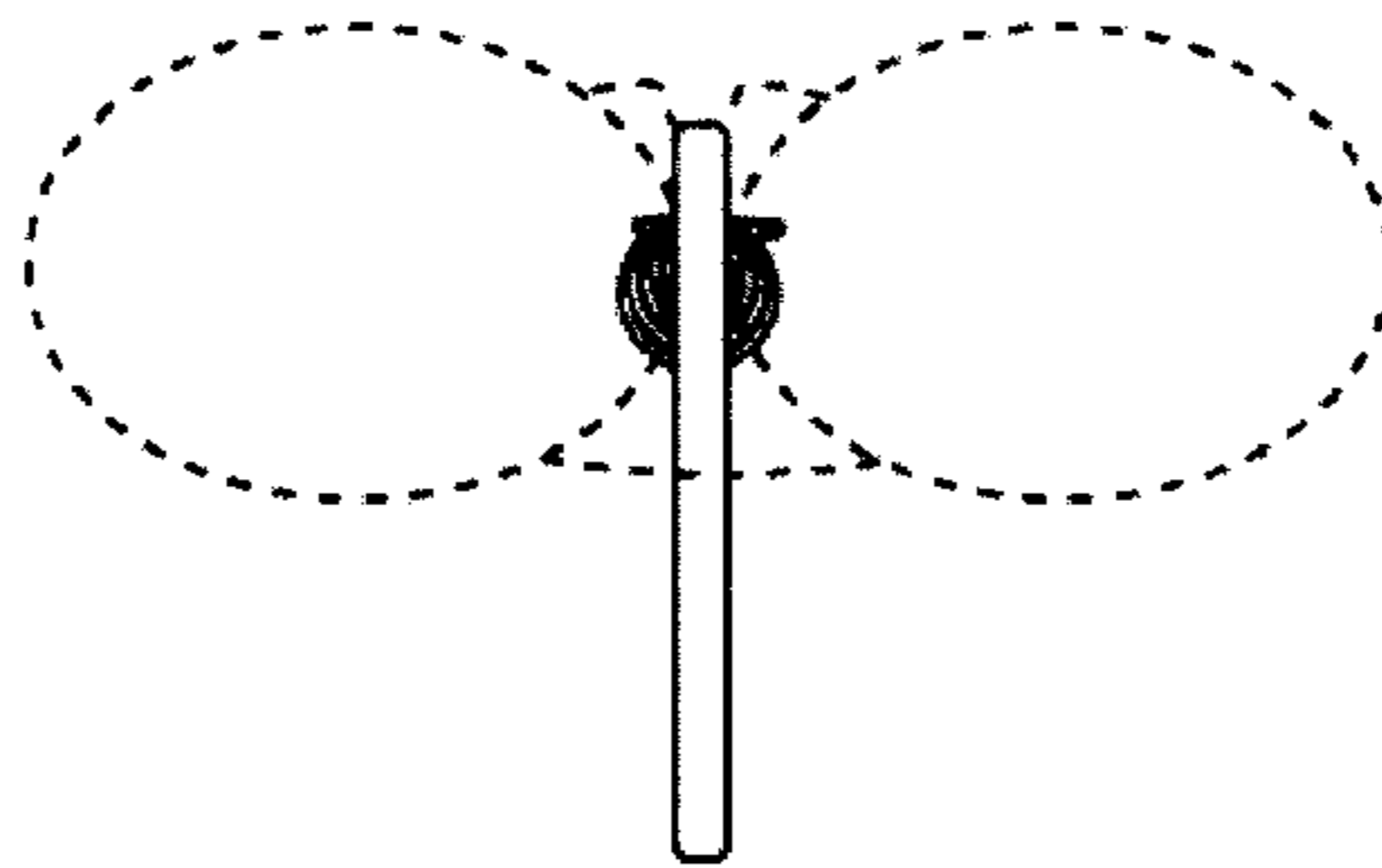


FIG 5

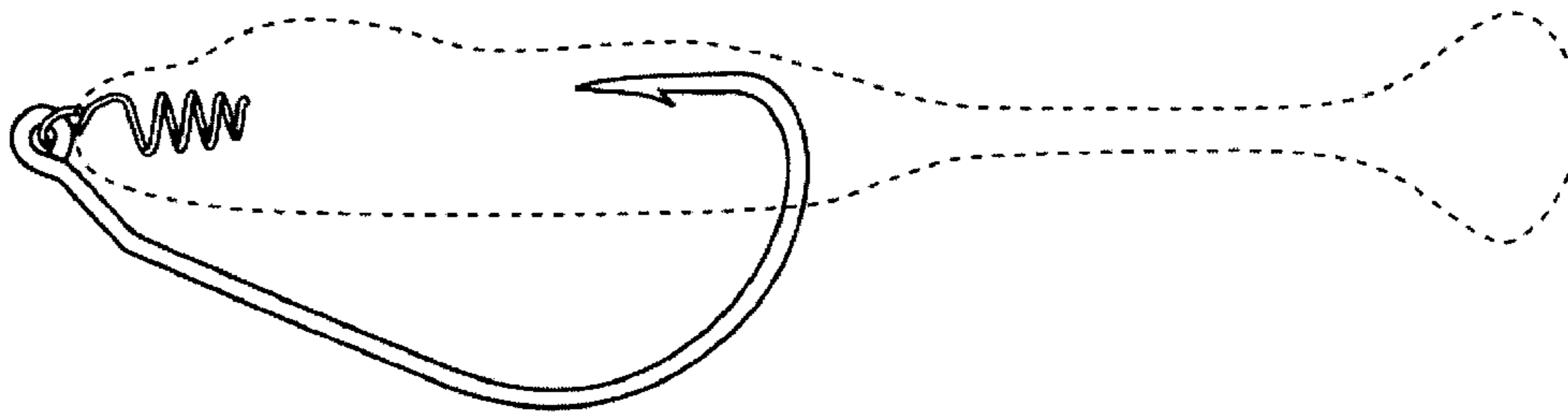


FIG 6