



US00D540407S

(12) **United States Design Patent Grant**

(10) **Patent No.: US D540,407 S**

(45) **Date of Patent: ** Apr. 10, 2007**

(54) **SPORTS PRACTICE NET**

(75) Inventor: **Eugene Grant**, Reno, NV (US)

(73) Assignee: **Wilson Sporting Goods Co.**, Chicago, IL (US)

(**) Term: **14 Years**

(21) Appl. No.: **29/224,178**

(22) Filed: **Feb. 25, 2005**

Related U.S. Application Data

(63) Continuation-in-part of application No. 29/172,692, filed on Dec. 17, 2002, now abandoned.

(51) **LOC (8) Cl.** **21-02**

(52) **U.S. Cl.** **D21/699; D21/705**

(58) **Field of Classification Search** D21/302, D21/303, 305, 698, 699, 705, 780, 788, 789, D21/790; 473/173, 195, 197, 415-504; 273/348-410
See application file for complete search history.

(56) **References Cited**

U.S. PATENT DOCUMENTS

5,088,740	A	*	2/1992	Peterson	273/410
D333,689	S	*	3/1993	Schleisner et al.	D21/705
5,244,213	A	*	9/1993	Armell	273/400
D419,211	S	*	1/2000	Lanham	D21/705
D420,074	S	*	2/2000	Whitham-Taudien	D21/705
D427,266	S	*	6/2000	Wong	D21/790
D441,040	S	*	4/2001	Cho	D21/705

6,319,145	B1	*	11/2001	Coughlan	473/197
6,352,480	B1	*	3/2002	Macaluso	473/197
6,517,444	B1	*	2/2003	Yoon	473/197
6,793,594	B1	*	9/2004	Grant	473/476
2002/0030324	A1	*	3/2002	Macaluso	273/400
2002/0049092	A1	*	4/2002	Yoon	473/197

OTHER PUBLICATIONS

GLS Greg Larson Sports 2002 Full Line Catalog, p. 42: Sportsnet II.*

* cited by examiner

Primary Examiner—Catherine Tuttle

(74) *Attorney, Agent, or Firm*—Terence P. O'Brien

(57) **CLAIM**

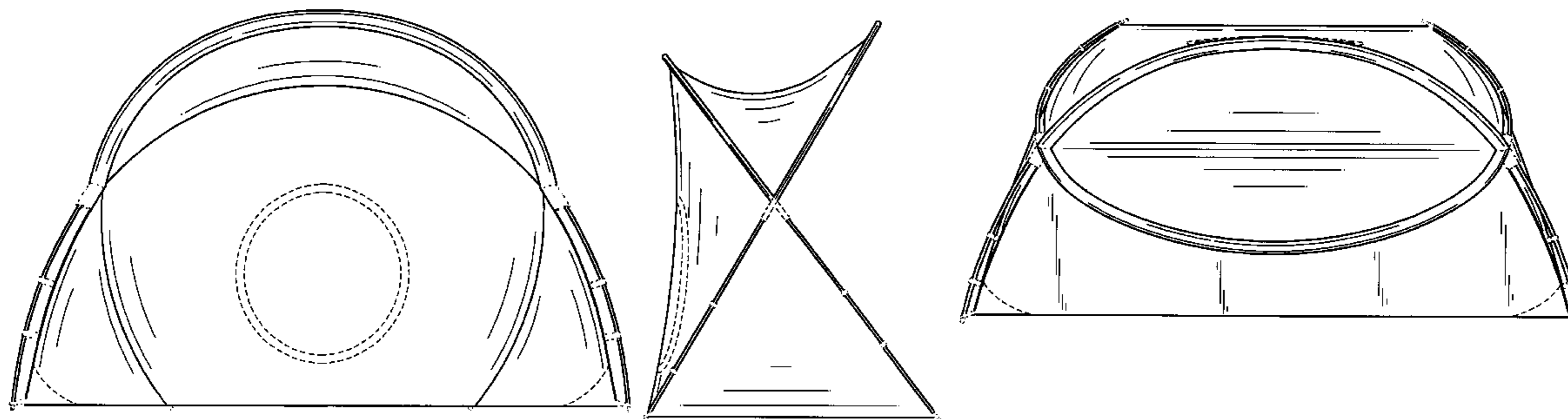
I claim the ornamental design for a sports practice net, as shown and described.

DESCRIPTION

FIG. 1 is a front view of a sports practice net; FIG. 2 is a rear view of the net of FIG. 1; FIG. 3 is a right side view of the net of FIG. 1; FIG. 4 is a left side view of the net of FIG. 1; FIG. 5 is a top view of the net of FIG. 1; and, FIG. 6 is a bottom view of the net of FIG. 1.

The ornamental design that is claimed is shown in solid lines in the drawings. The broken (dashed) lines shown in FIGS. 1 through 6 are included for the purpose of illustrating environmental elements only and form no part of the claimed design.

1 Claim, 5 Drawing Sheets



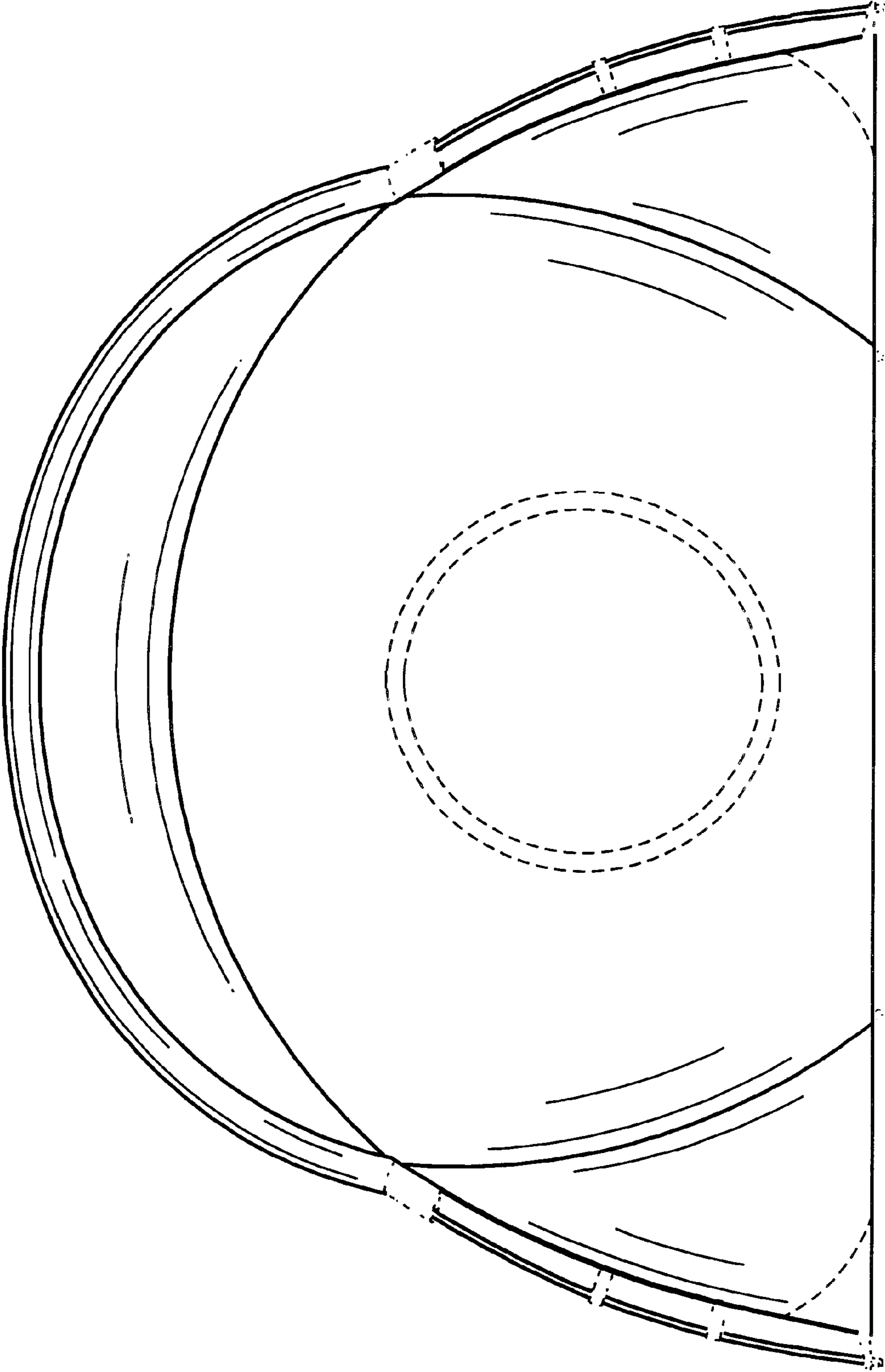


FIG. 1

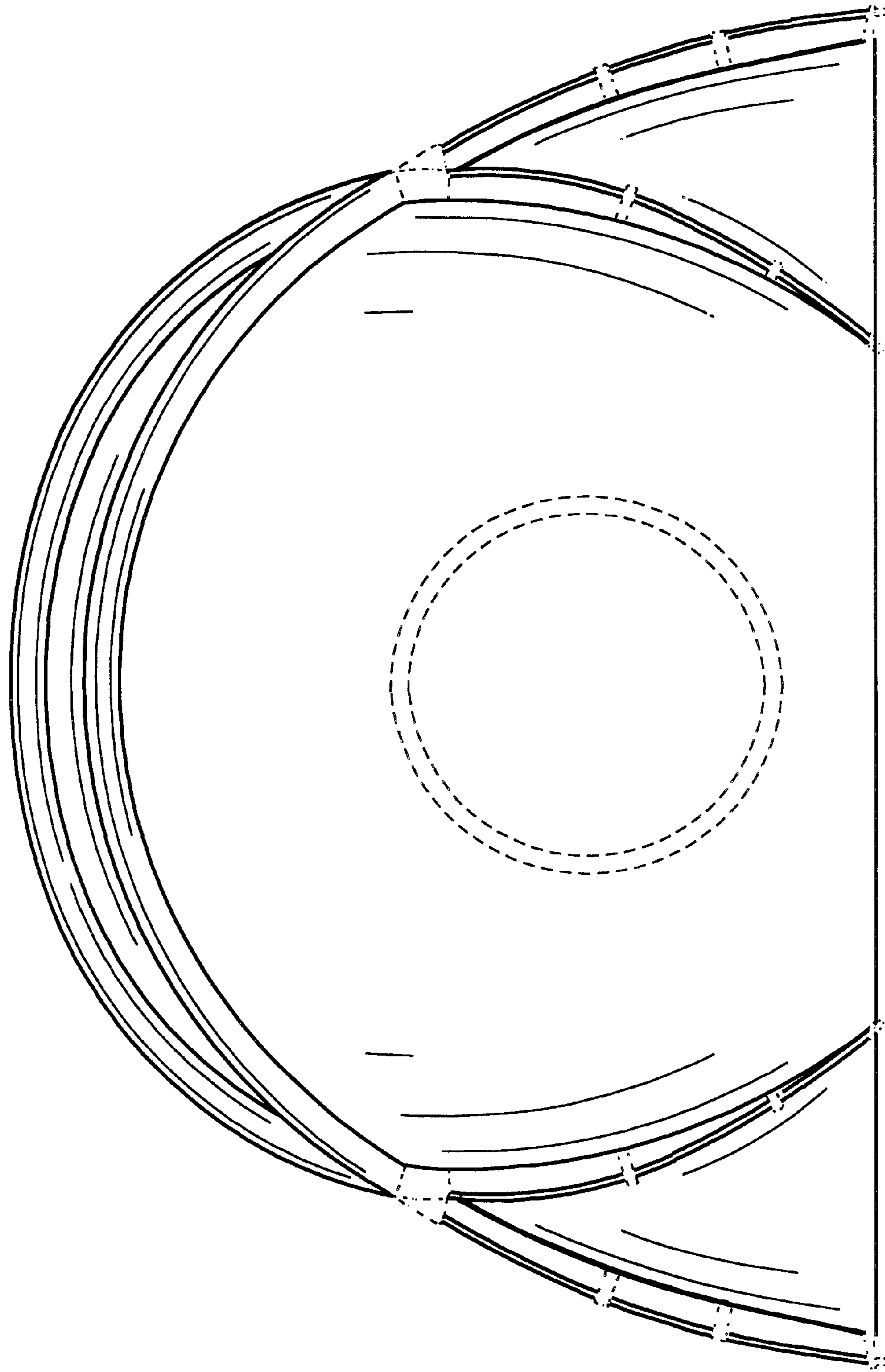


FIG. 2

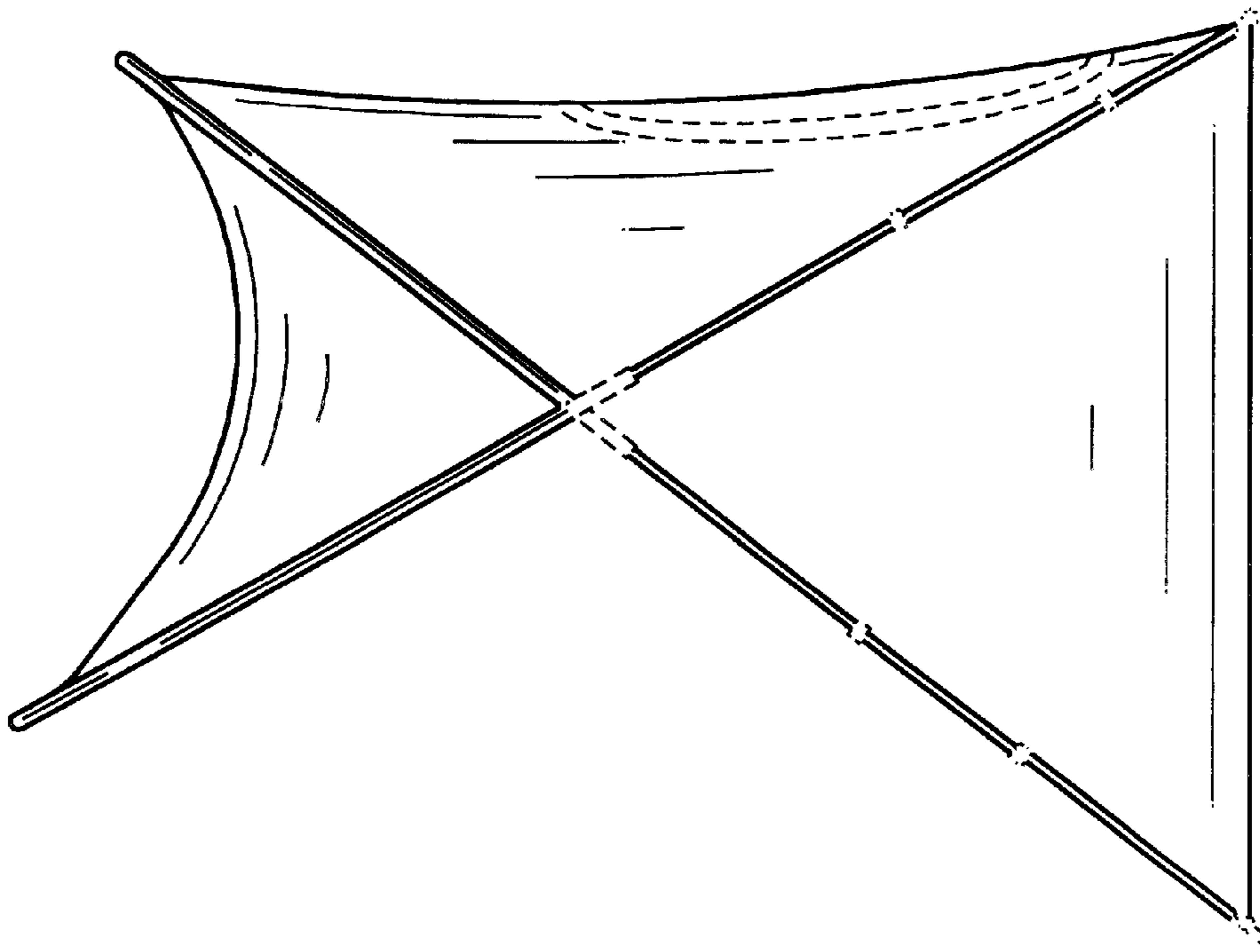


FIG. 4

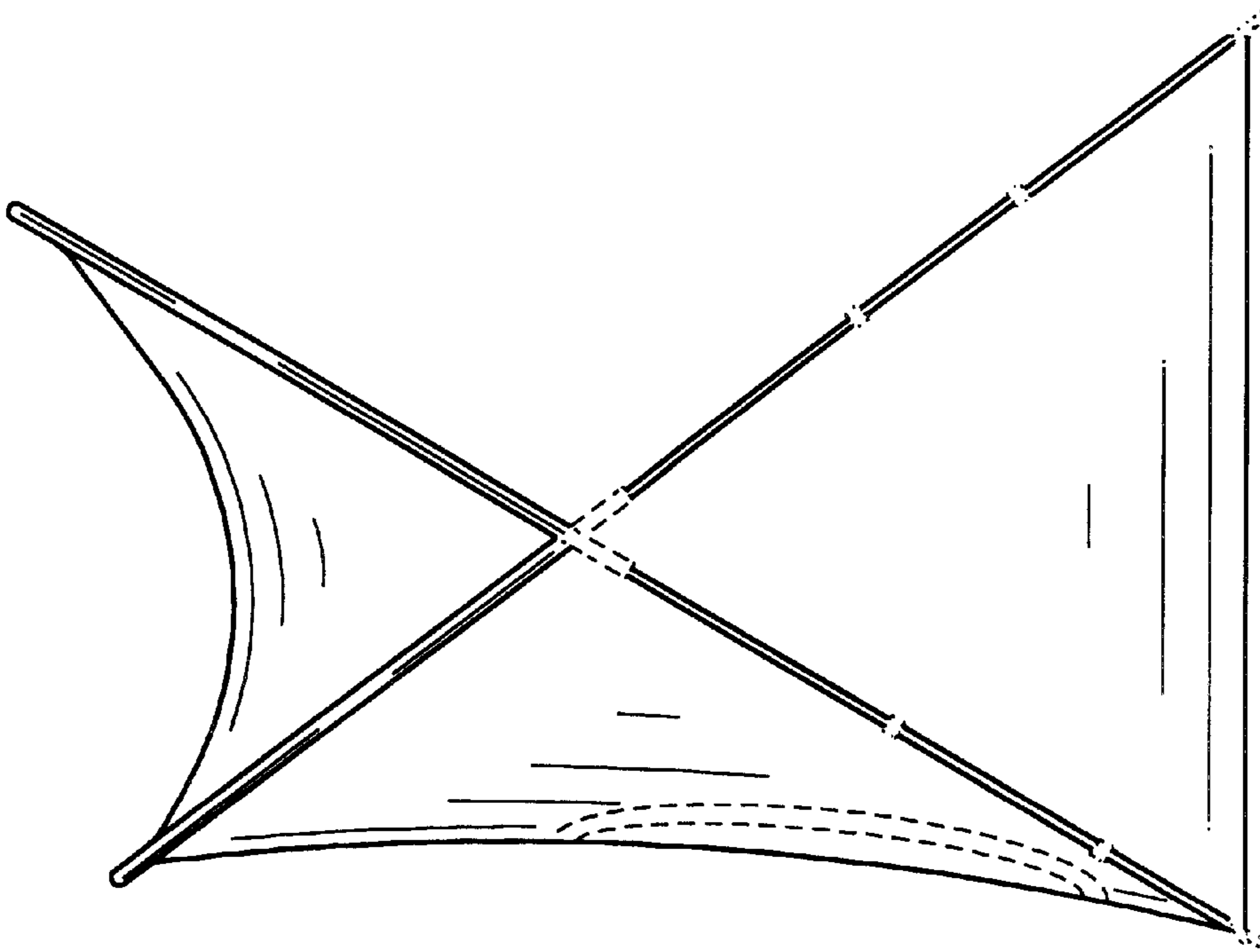


FIG. 3

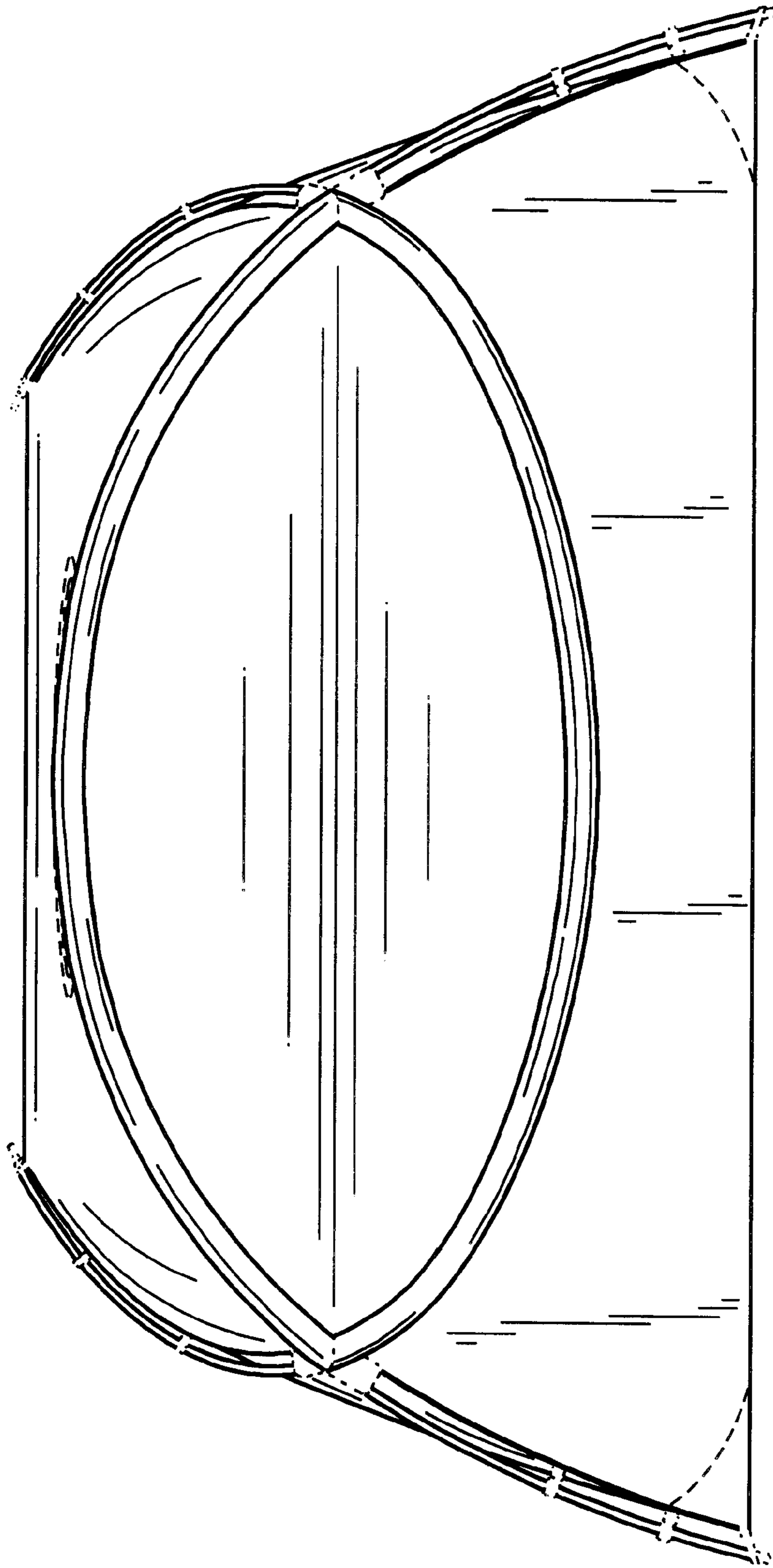


FIG. 5




FIG. 6