

US00D540398S

(12) **United States Design Patent**
Gadda et al.

(10) **Patent No.:** **US D540,398 S**

(45) **Date of Patent:** **** Apr. 10, 2007**

(54) **STAND-ALONE GAMING MACHINE APPARATUS**

D493,452 S * 7/2004 Devane et al. D14/307
D496,407 S * 9/2004 Gadda et al. D21/370
D508,541 S * 8/2005 Tsujino et al. D21/325

(75) Inventors: **Christian E. Gadda**, Las Vegas, NV (US); **Richard L. Wilder**, Sparks, NV (US); **Harold Mattice**, Gardnerville, NV (US); **Ricky Lew**, Reno, NV (US); **Chan W. Griswold**, Reno, NV (US)

* cited by examiner

Primary Examiner—Sandra L. Morris
(74) *Attorney, Agent, or Firm*—Beyer Weaver & Thomas LLP

(73) Assignee: **IGT**, Reno, NV (US)

(57) **CLAIM**

(**) Term: **14 Years**

We claim the ornamental design for a stand-alone gaming machine apparatus, as shown and described.

(21) Appl. No.: **29/227,781**

DESCRIPTION

(22) Filed: **Apr. 15, 2005**

(51) **LOC (8) Cl.** **21-01**

(52) **U.S. Cl.** **D21/369**; D21/329

(58) **Field of Classification Search** D14/307, D14/373; D21/325, 329, 369–371, 374, 385; 273/138.1; 463/16–17, 20, 25, 42, 46–47
See application file for complete search history.


FIG. 1 is a perspective view of a stand-alone gaming machine apparatus showing our new design;
FIG. 2 is a right side elevation view of the stand-alone gaming machine apparatus, the left side being a mirror image thereof;
FIG. 3 is a front elevation view thereof;
FIG. 4 is a rear elevation view thereof;
FIG. 5 is a top plan view thereof; and,
FIG. 6 is a bottom plan view thereof.

(56) **References Cited**

U.S. PATENT DOCUMENTS

6,514,145 B1 * 2/2003 Kawabata et al. 463/46

1 Claim, 5 Drawing Sheets






FIG. 1

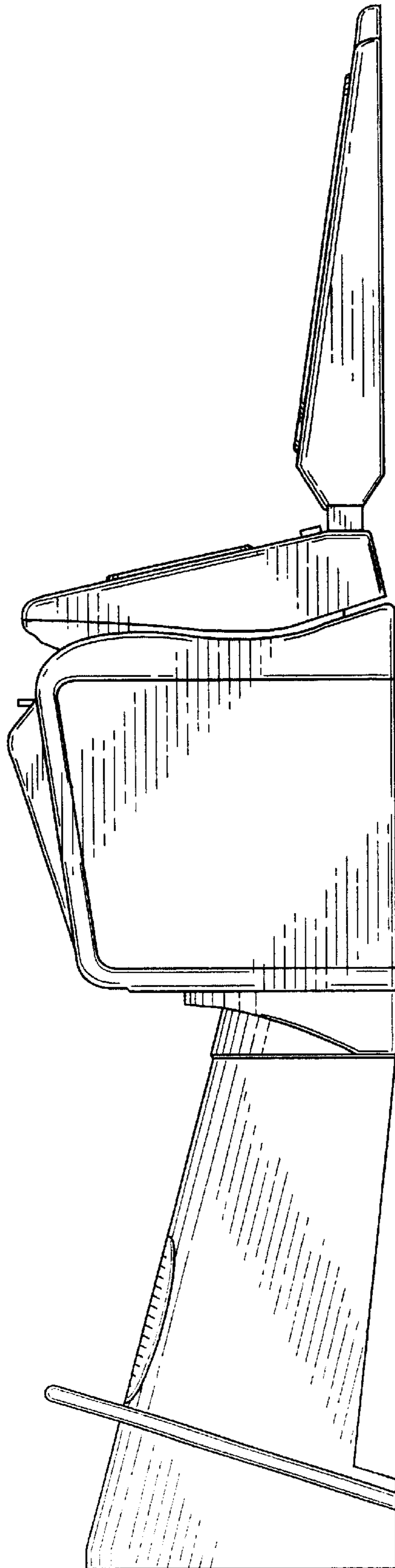


FIG. 2

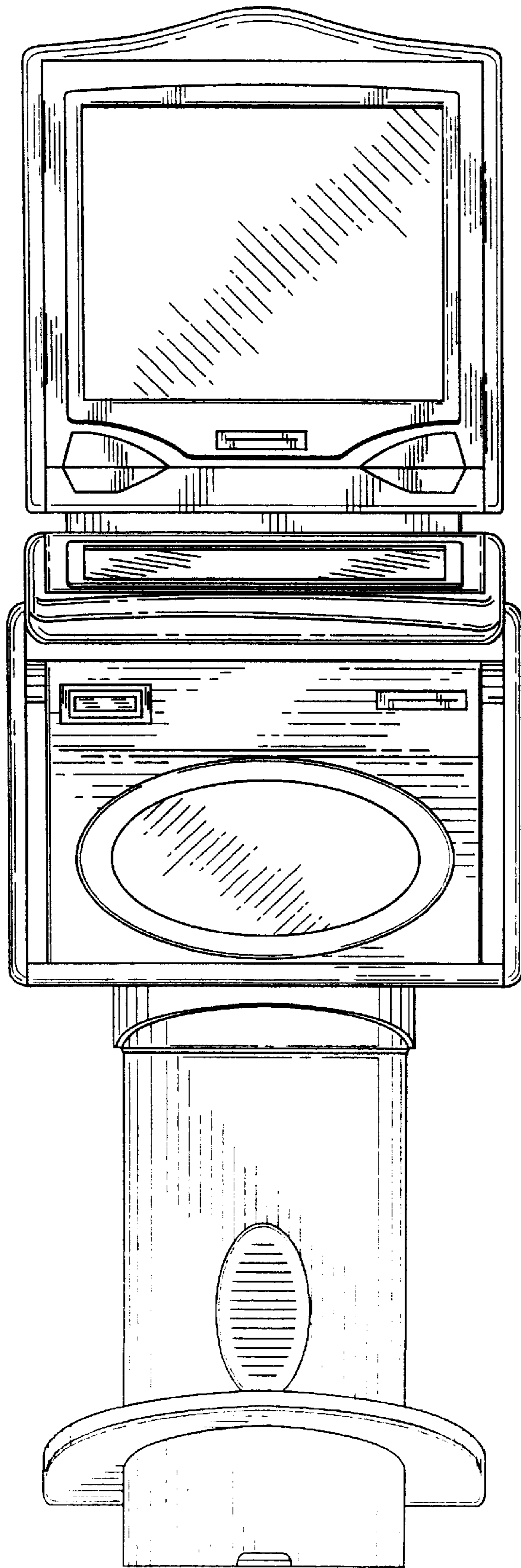


FIG. 3

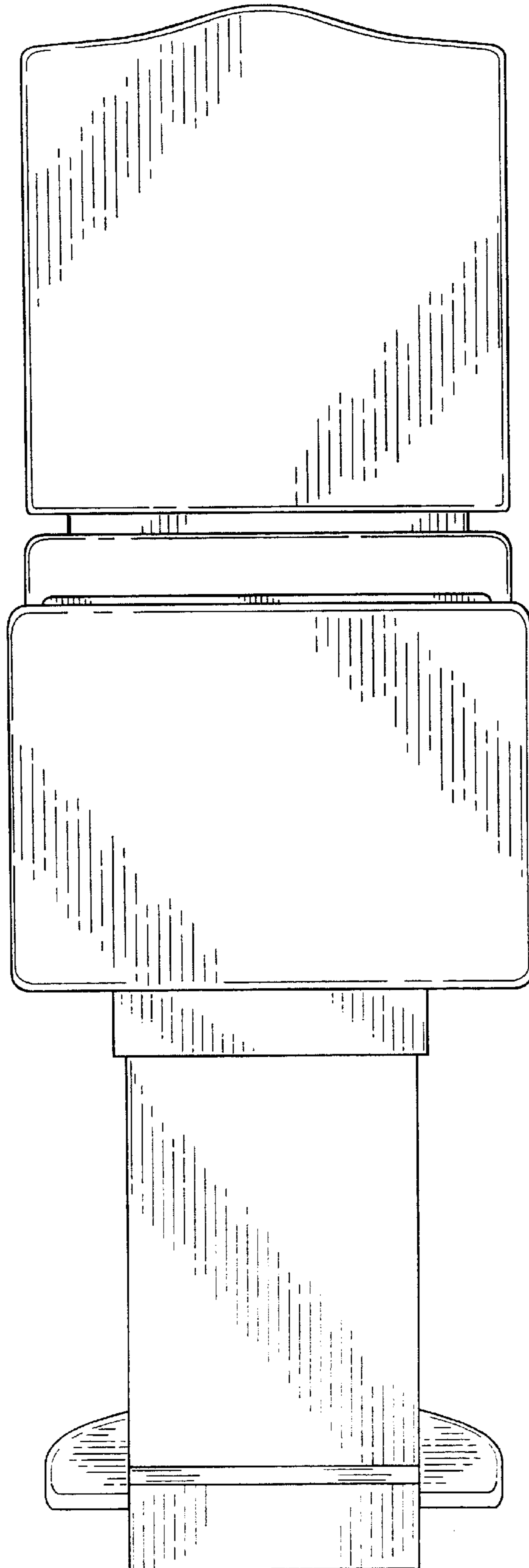


FIG. 4




FIG. 5

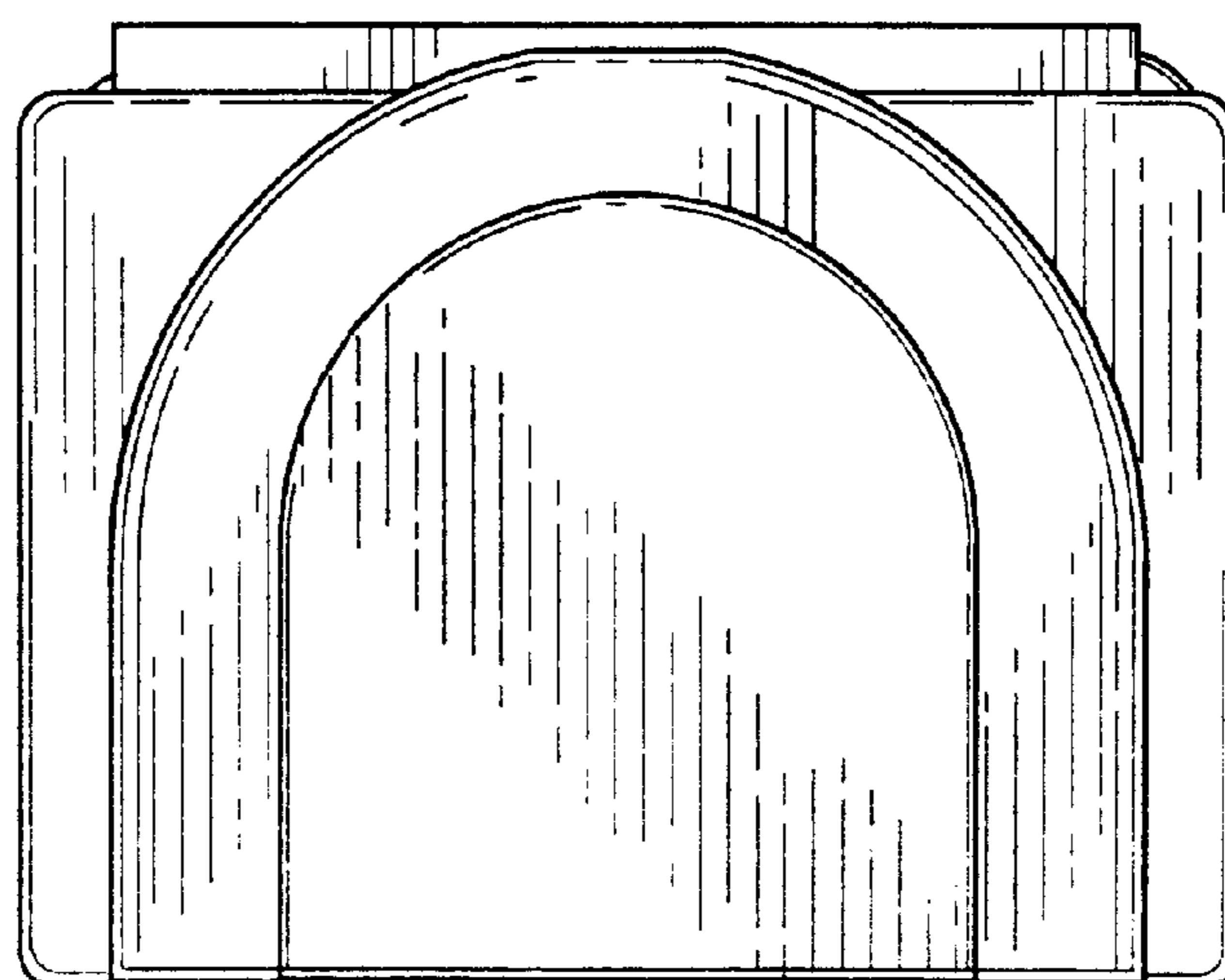


FIG. 6