

US00D540396S

(12) **United States Design Patent**
Kawanobe et al.

(10) **Patent No.:** **US D540,396 S**
(45) **Date of Patent:** **** Apr. 10, 2007**

(54) **COVER FOR HAND-HELD ELECTRONIC GAME MACHINE**

(75) Inventors: **Naoya Kawanobe**, Kyoto (JP);
Tomoyuki Sakiyama, Kyoto (JP)

(73) Assignee: **Nintendo Co., Ltd.**, Kyoto (JP)

(**) Term: **14 Years**

(21) Appl. No.: **29/261,715**

(22) Filed: **Jun. 20, 2006**

Related U.S. Application Data

(62) Division of application No. 29/235,033, filed on Jul. 27, 2005.

(30) **Foreign Application Priority Data**

May 13, 2005 (JP) 2005-13671
May 13, 2005 (JP) 2005-13673
May 13, 2005 (JP) 2005-13674
May 13, 2005 (JP) 2005-13675

(51) **LOC (8) Cl.** **21-01**

(52) **U.S. Cl.** **D21/333; D14/401; D14/454**

(58) **Field of Classification Search** D14/399-401,
D14/432, 440, 454-457, 439; D21/324, 333,
D21/385; 273/148 B, 309; 463/1, 37, 46,
463/47; 345/156, 161, 162, 168, 169
See application file for complete search history.

(56) **References Cited**

U.S. PATENT DOCUMENTS

5,046,739 A * 9/1991 Reichow 273/148 B
D360,903 S * 8/1995 Barr et al. D14/401
5,501,458 A * 3/1996 Mallory 273/148 B
D373,137 S * 8/1996 Nakada D17/24
D396,495 S * 7/1998 Hirokane D21/385

D397,164 S 8/1998 Goto
D402,317 S 12/1998 Goto
D414,628 S * 10/1999 Gager et al. D6/445
6,241,247 B1 6/2001 Sternberg et al.
D452,247 S 12/2001 Flynn
6,342,009 B1 * 1/2002 Soma 463/38
D461,850 S 8/2002 Hussaini et al.
D475,710 S * 6/2003 Sheehan et al. D14/401
D487,466 S 3/2004 Yokota
D497,395 S 10/2004 Hancock et al.
6,932,341 B1 * 8/2005 Kenyon 273/148 B

* cited by examiner

Primary Examiner—Prabhakar Deshmukh

(74) *Attorney, Agent, or Firm*—Nixon & Vanderhye, PC

(57) **CLAIM**

The ornamental design for a cover for hand-held electronic game machine, as shown and described.

DESCRIPTION

FIG. 1 is a front, bottom and left perspective view of a cover for hand-held electronic game machine showing our new design;

FIG. 2 is rear, top and right perspective view thereof;

FIG. 3 is a front view thereof;

FIG. 4 is a rear view thereof;

FIG. 5 is a top plan view thereof;

FIG. 6 is a bottom plan view thereof;

FIG. 7 is a left side view thereof;

FIG. 8 is a right side view thereof; and,

FIG. 9 is a reference perspective view showing a state that the cover is attached onto a top surface of a hand-held electronic game machine.

The matter shown in FIG. 9 in dotted line configuration is intended to merely illustrate and environmental feature of the designs but that forms no part of the claimed subject matter.

1 Claim, 4 Drawing Sheets

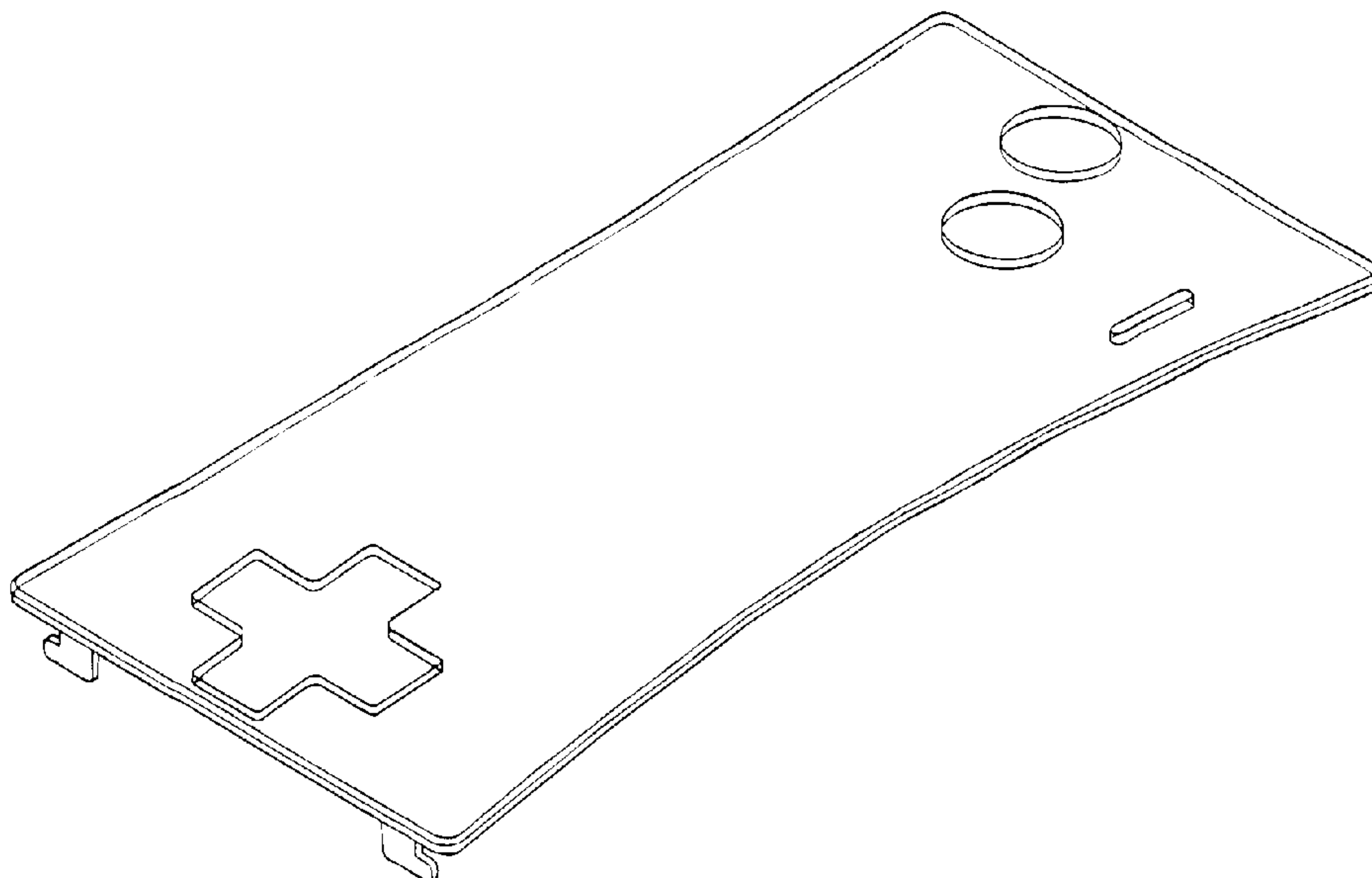


FIG. 1

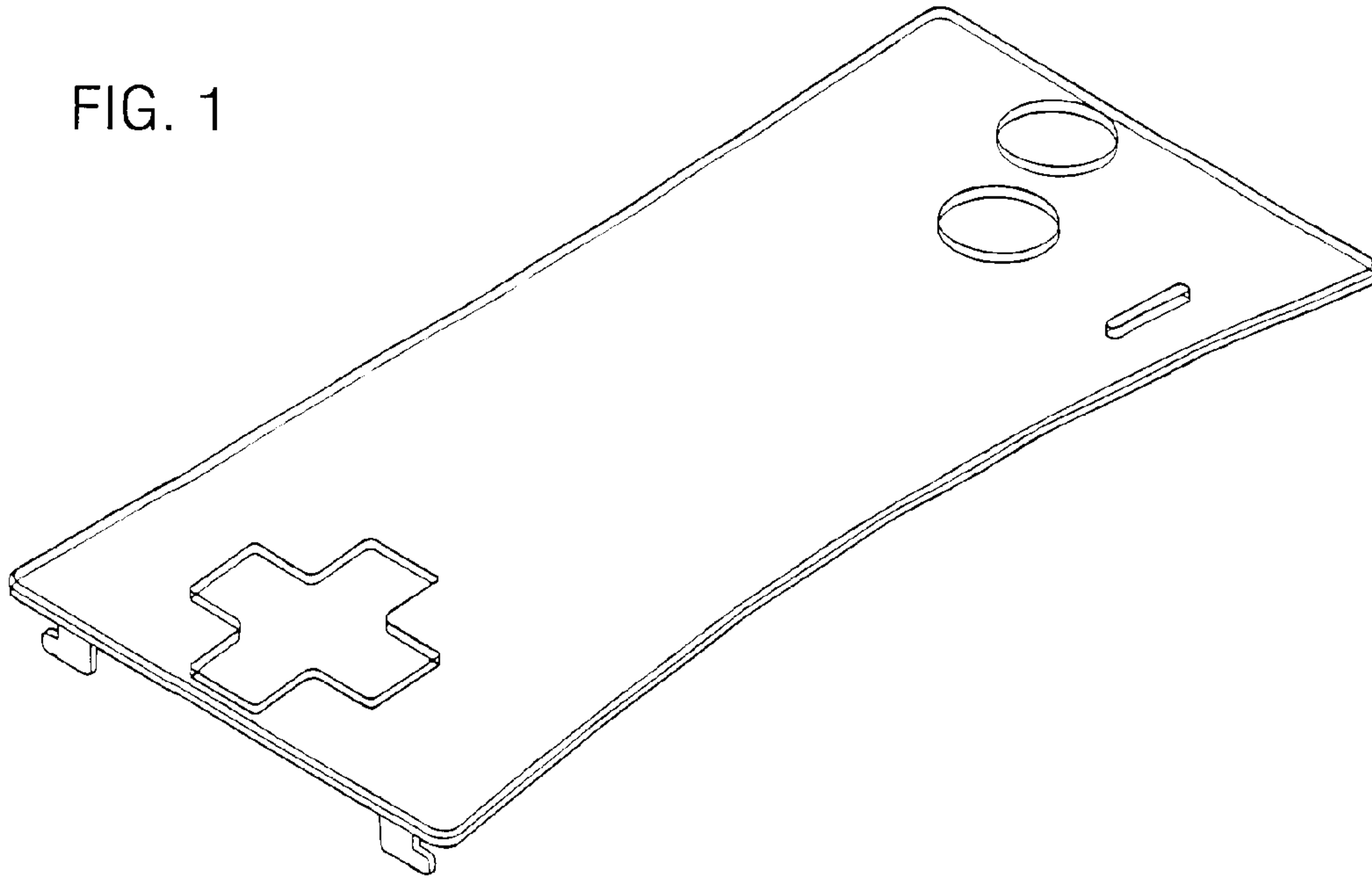


FIG. 2

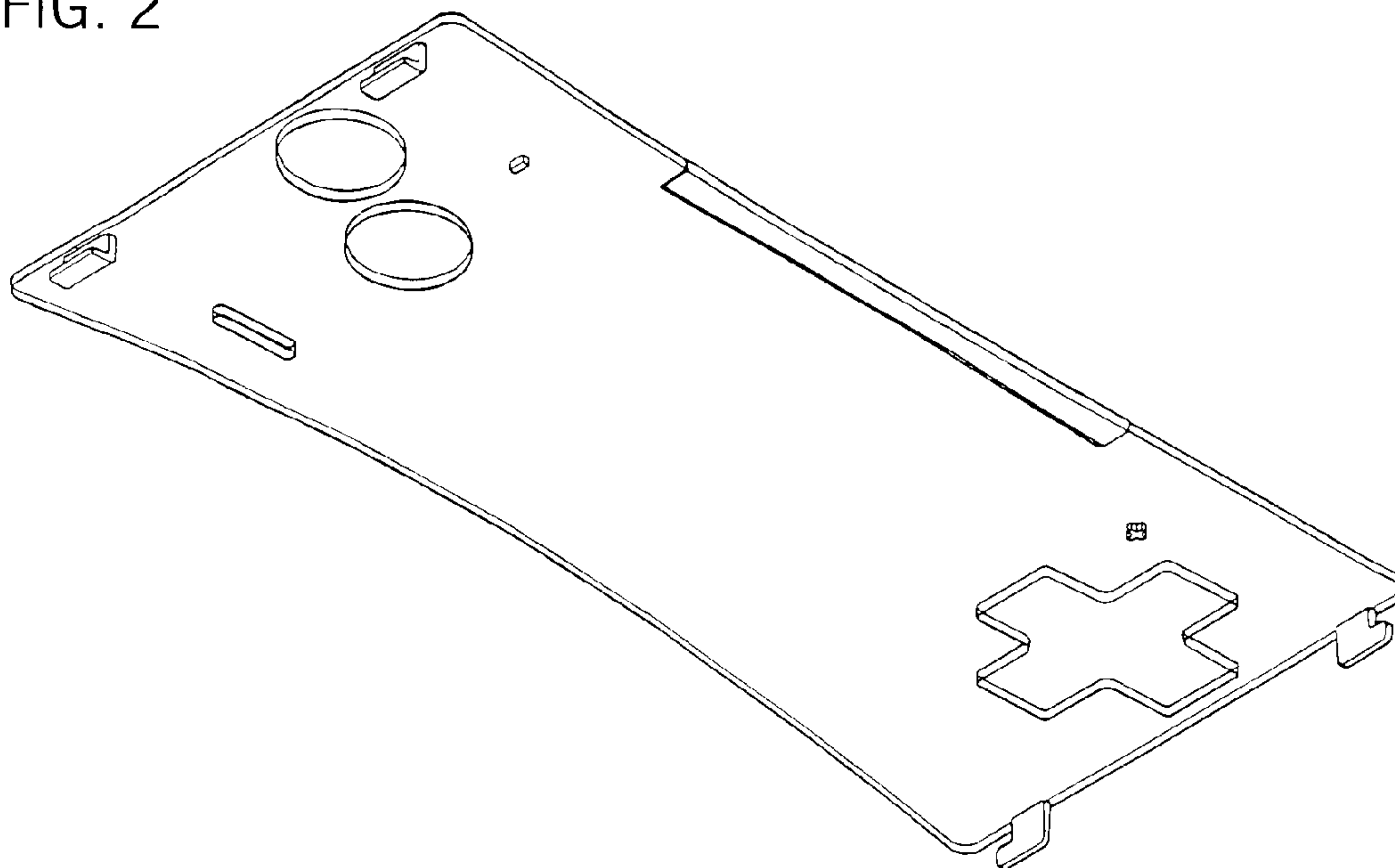


FIG. 3




FIG. 4




FIG. 5



FIG. 6

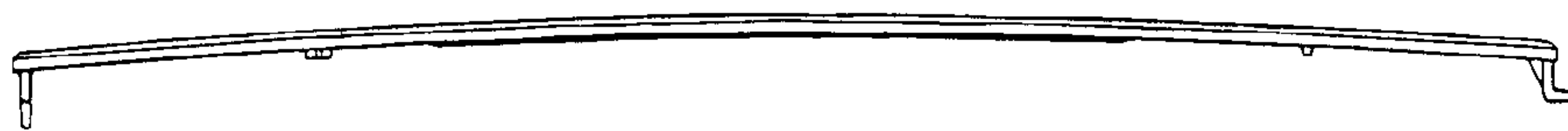


FIG. 7

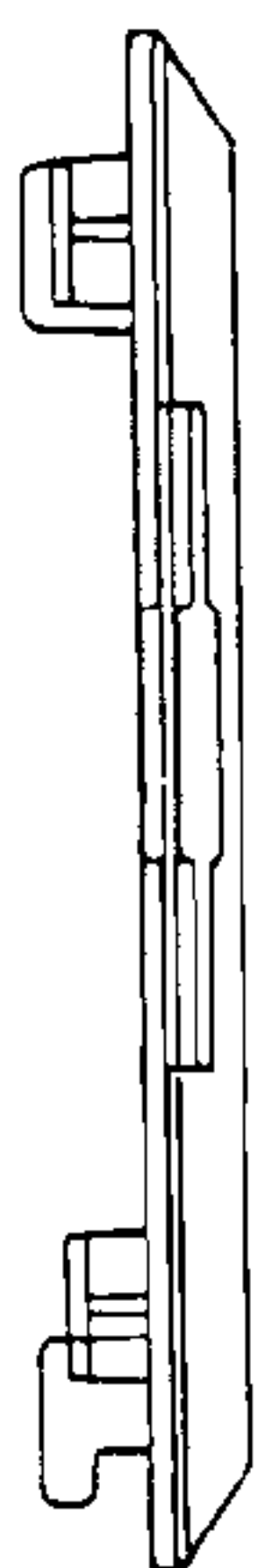


FIG. 8



FIG. 9

