



US00D540393S

(12) **United States Design Patent**  
**Longo**

(10) **Patent No.:** **US D540,393 S**

(45) **Date of Patent:** **\*\* Apr. 10, 2007**

(54) **BUMPER STICKER/BANNER HOLDER**

(76) Inventor: **Andrew Longo**, 15 Hilton St., Nutley,  
NJ (US) 07110

(\*\*) Term: **14 Years**

(21) Appl. No.: **29/252,548**

(22) Filed: **Jan. 25, 2006**

(51) **LOC (8) Cl.** ..... **20-03**

(52) **U.S. Cl.** ..... **D20/43**

(58) **Field of Classification Search** ..... D20/10,  
D20/15, 18, 19, 20, 21, 39, 40, 41, 42, 43,  
D20/99; D6/314; 40/5, 625, 642.02, 661,  
40/661.01, 446, 448, 550, 551, 597, 611.06  
See application file for complete search history.

(56) **References Cited**

**U.S. PATENT DOCUMENTS**

D303,403 S	*	9/1989	Barcom	.....	D20/43
5,099,594 A	*	3/1992	Reas et al.	.....	40/593
D336,931 S	*	6/1993	McDonald	.....	D20/42
5,430,965 A	*	7/1995	Lai	.....	40/597

D382,598 S	*	8/1997	Schroepfel	.....	D20/42
D399,264 S	*	10/1998	Klink	.....	D20/42
D425,565 S	*	5/2000	Bowie	.....	D20/42
6,367,182 B1	*	4/2002	Olson, Jr.	.....	40/593
6,726,074 B2	*	4/2004	Boys	.....	224/482
D497,648 S	*	10/2004	Carlson	.....	D20/10

\* cited by examiner

*Primary Examiner*—Robert M. Spear

(57) **CLAIM**

The ornamental design for a bumper sticker/banner holder,  
as shown and described.

**DESCRIPTION**

FIG. 1 is a front view of the holder as shown and described  
FIG. 2 is a rear view thereof  
FIG. 3 is a front perspective view thereof  
FIG. 4 is a bottom plan view thereof  
FIG. 5 is a top plan view thereof  
FIG. 6 is a left side view thereof; and,  
FIG. 7 is a right side view thereof.

**1 Claim, 3 Drawing Sheets**

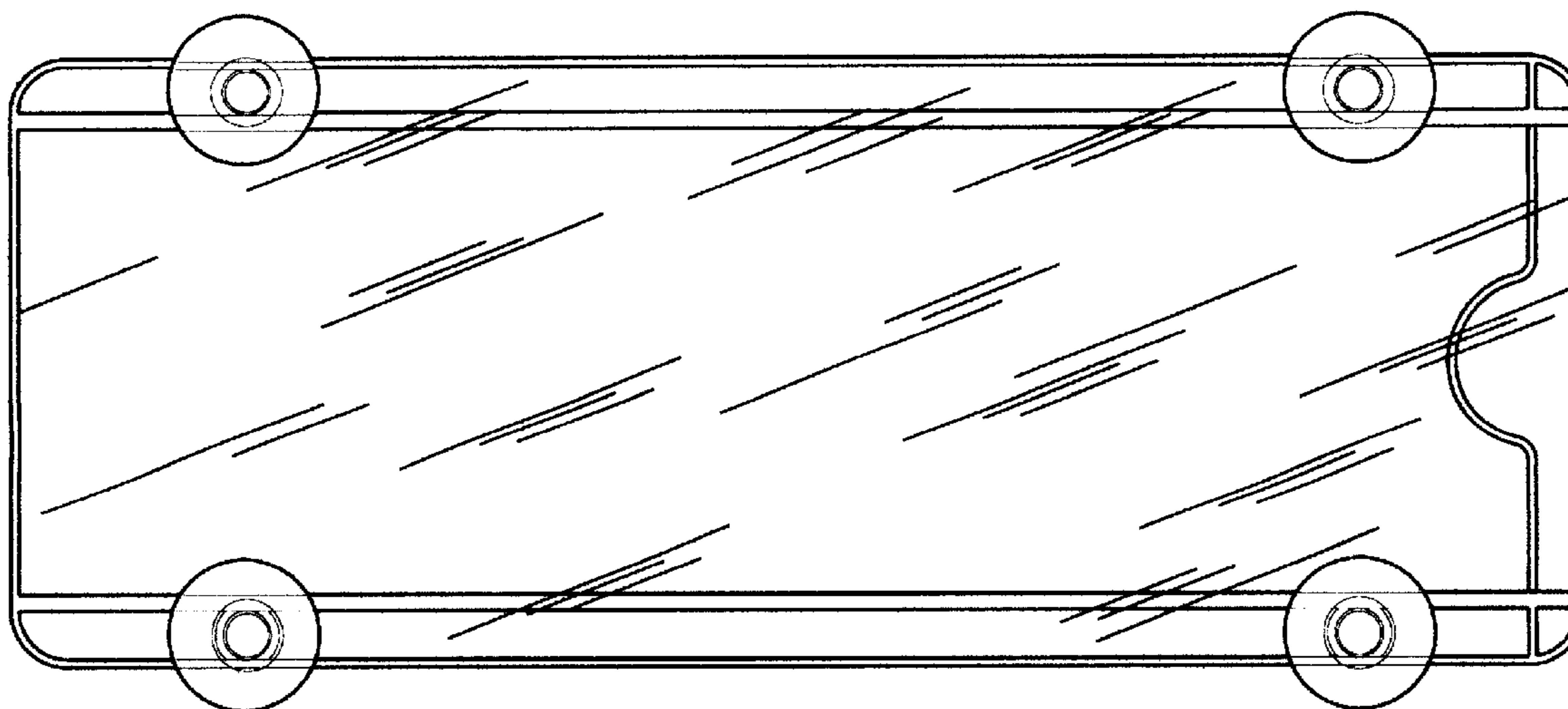


FIG. 1

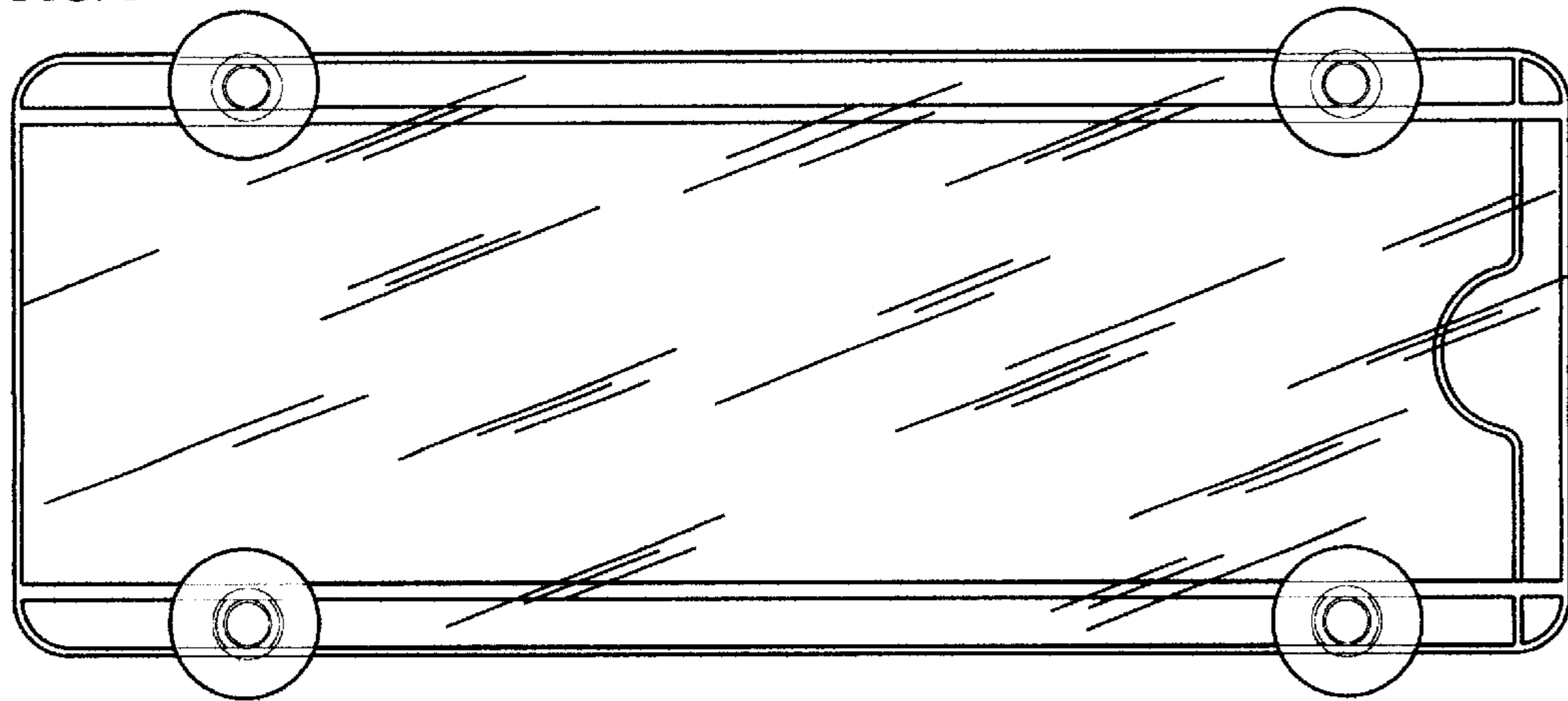


FIG. 2

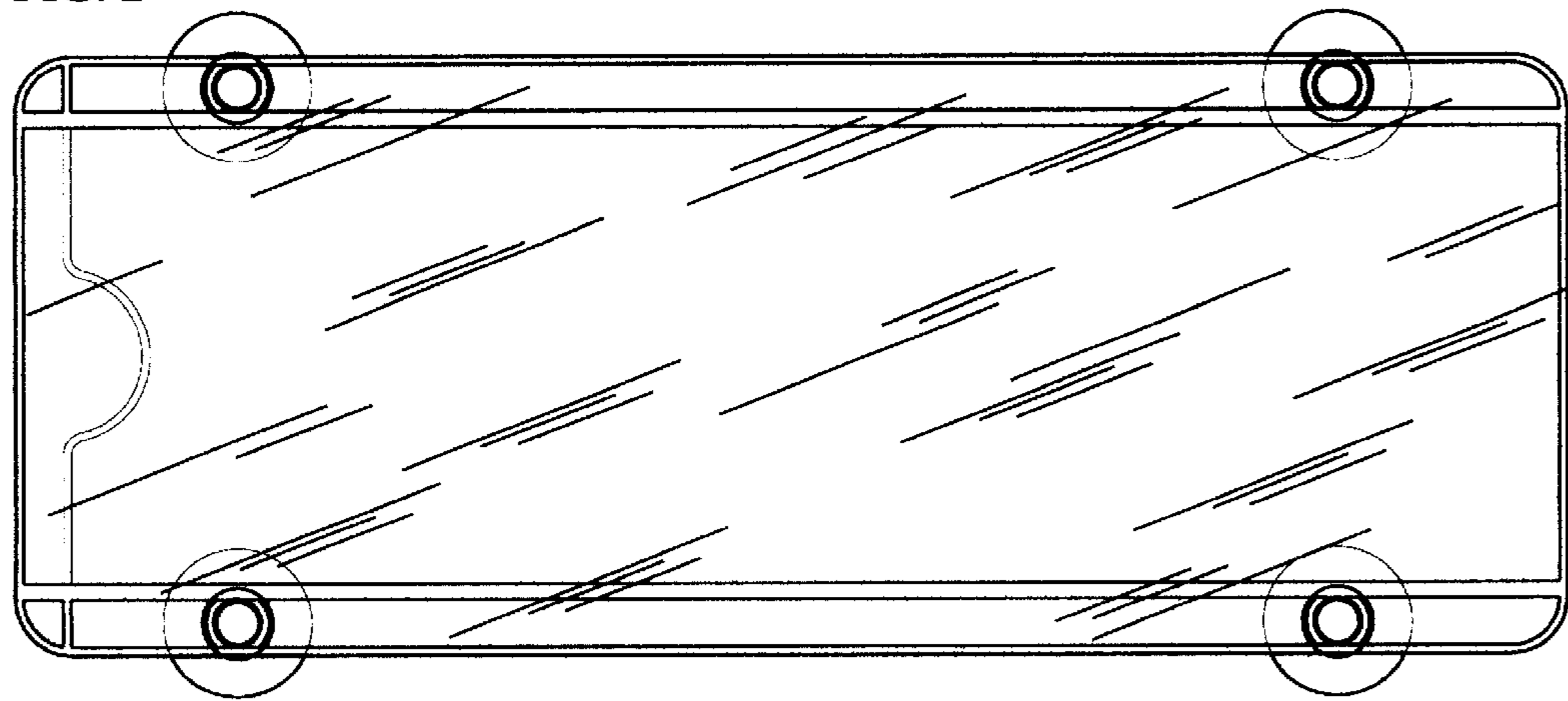


FIG. 3

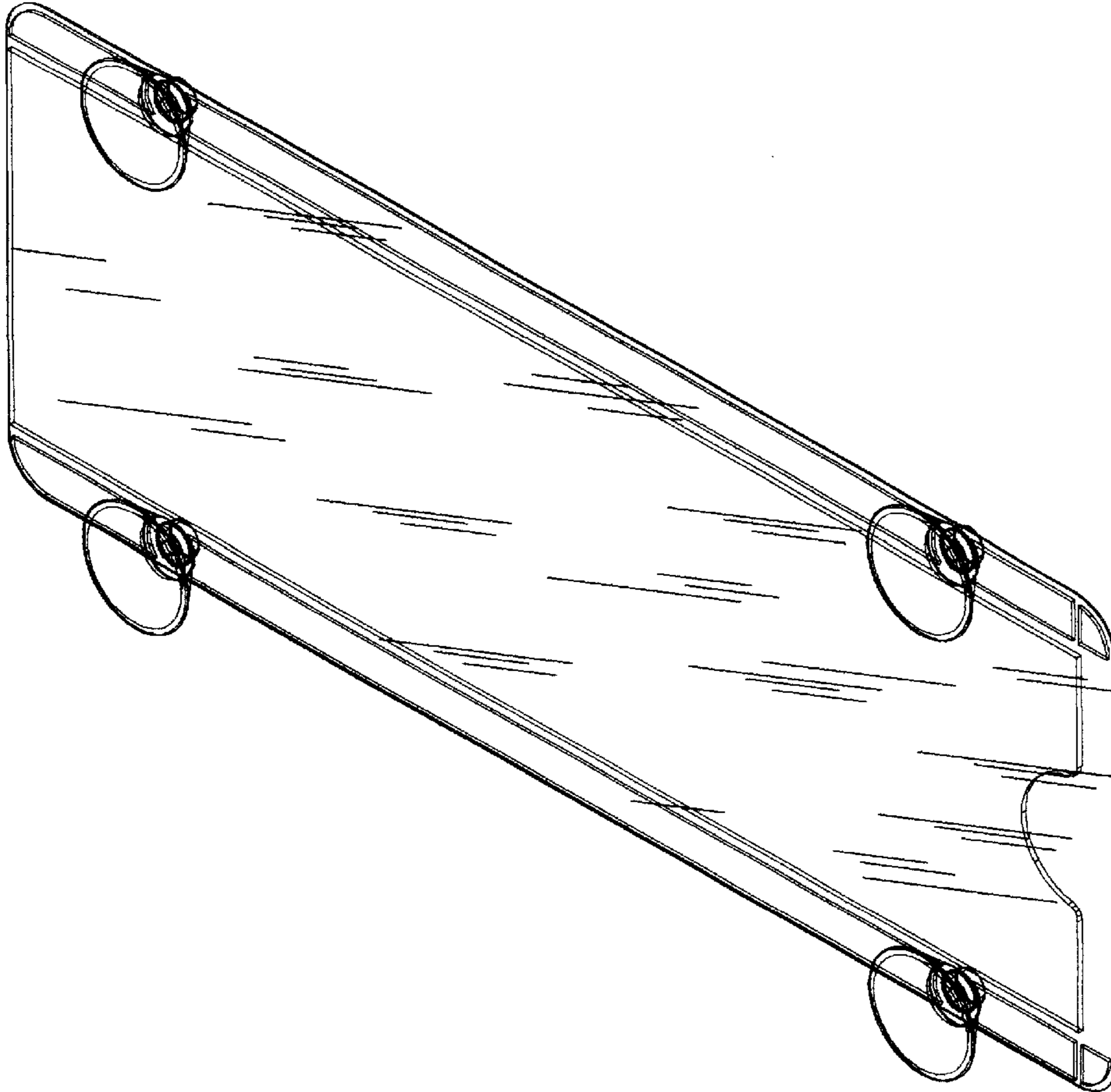


FIG. 4

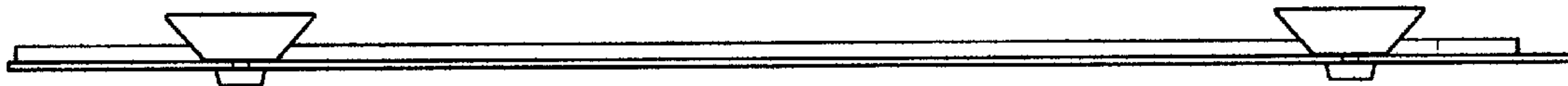


FIG. 5

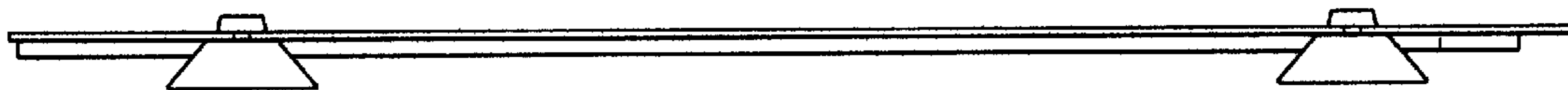


FIG. 6



FIG. 7

