



US00D540387S

(12) **United States Design Patent**
Losel

(10) **Patent No.:** **US D540,387 S**
(45) **Date of Patent:** **** Apr. 10, 2007**

(54) **BALLPOINT PEN**
(75) Inventor: **Helmut Losel**, Brensbach (DE)
(73) Assignee: **Ritter-Pen GmbH**, Brensbach (DE)
(**) Term: **14 Years**

D490,851 S 6/2004 Losel
D491,983 S 6/2004 Izushima
D494,218 S * 8/2004 Anand D19/51
D498,496 S 11/2004 Volk
D500,522 S 1/2005 Rommel
D500,793 S 1/2005 Koch
D508,264 S 8/2005 Losel
D512,459 S * 12/2005 Anand D19/51
D518,523 S * 4/2006 Cetera D19/51

(21) Appl. No.: **29/232,523**
(22) Filed: **Jun. 21, 2005**

FOREIGN PATENT DOCUMENTS

(30) **Foreign Application Priority Data**

EM 000151253-0010 2/2005
EM 000151253-0011 2/2005

Dec. 29, 2004 (DE) 4 04 07 306

* cited by examiner

(51) **LOC (8) Cl.** **19-06**
(52) **U.S. Cl.** **D19/51**
(58) **Field of Classification Search** D19/36,
D19/37, 41-51, 54-57; 24/11 R, 11 F, 11 P;
401/52, 99, 100, 104, 105, 106, 107, 108,
401/109, 192, 195
See application file for complete search history.

Primary Examiner—Elizabeth A. Albert
(74) *Attorney, Agent, or Firm*—Smith, Gambrell & Russell,
LLP

(57) **CLAIM**

The ornamental design for a ballpoint pen, as shown and described.

(56) **References Cited**

DESCRIPTION

U.S. PATENT DOCUMENTS

FIG. 1 is a front view of a ballpoint pen of the present invention;
FIG. 2 is a rear view thereof;
FIG. 3 is a left side view thereof;
FIG. 4 is a right side view thereof;
FIG. 5 is a top plan view thereof; and,
FIG. 6 is a bottom view thereof.

D319,844 S 9/1991 Grötsch et al.
D319,845 S 9/1991 Grötsch et al.
D345,577 S 3/1994 Hohner
D395,674 S * 6/1998 Boix Gacia D19/51
D447,174 S 8/2001 Kamiyama
D456,845 S 5/2002 Rommel
D485,574 S 1/2004 Keil
D485,575 S 1/2004 Lovell

1 Claim, 1 Drawing Sheet

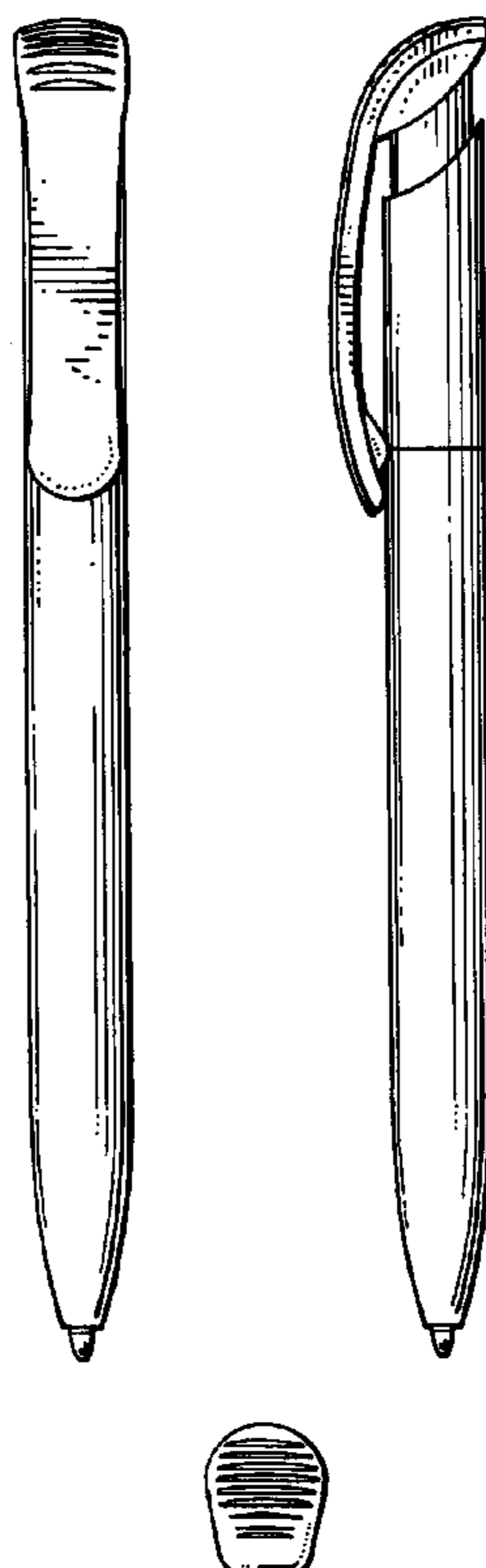


Fig. - 1



Fig. - 2



Fig. - 3



Fig. - 4

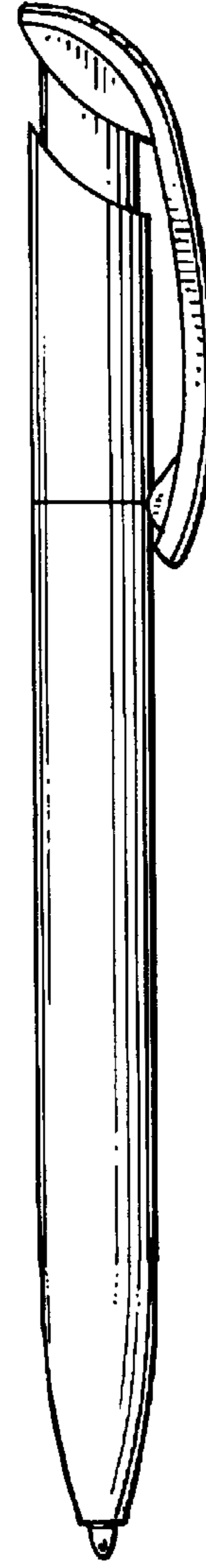


Fig. - 5

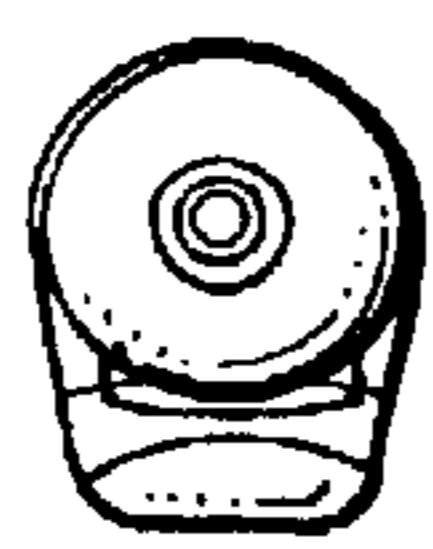


Fig. - 6